

For Lease – Industrial/Cold Storage Building 1471 Atteberry Lane, San Jose

For Lease

Building Size: +/-14,241 SF

Large Fenced Yard (+/-19,000 sf)

Drive-around access

Sprinklers

Cooler and Freezer

18' Clear Height

Covered double dock door

10 dock doors in fenced area

2 Grade Doors

400 amps (tenant to verify)

Easy access to Highway 880/680

Occupied and available with 60-90 days notice

Please call to tour



For more information, please contact:

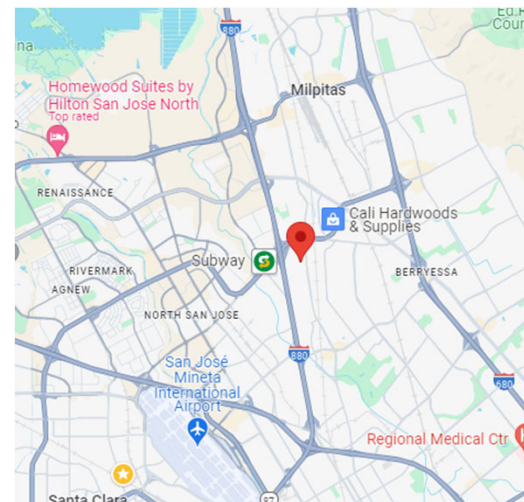
Kevin Peixoto

408-557-0167

kevin@kpacommercial.com

www.kpacommercial.com

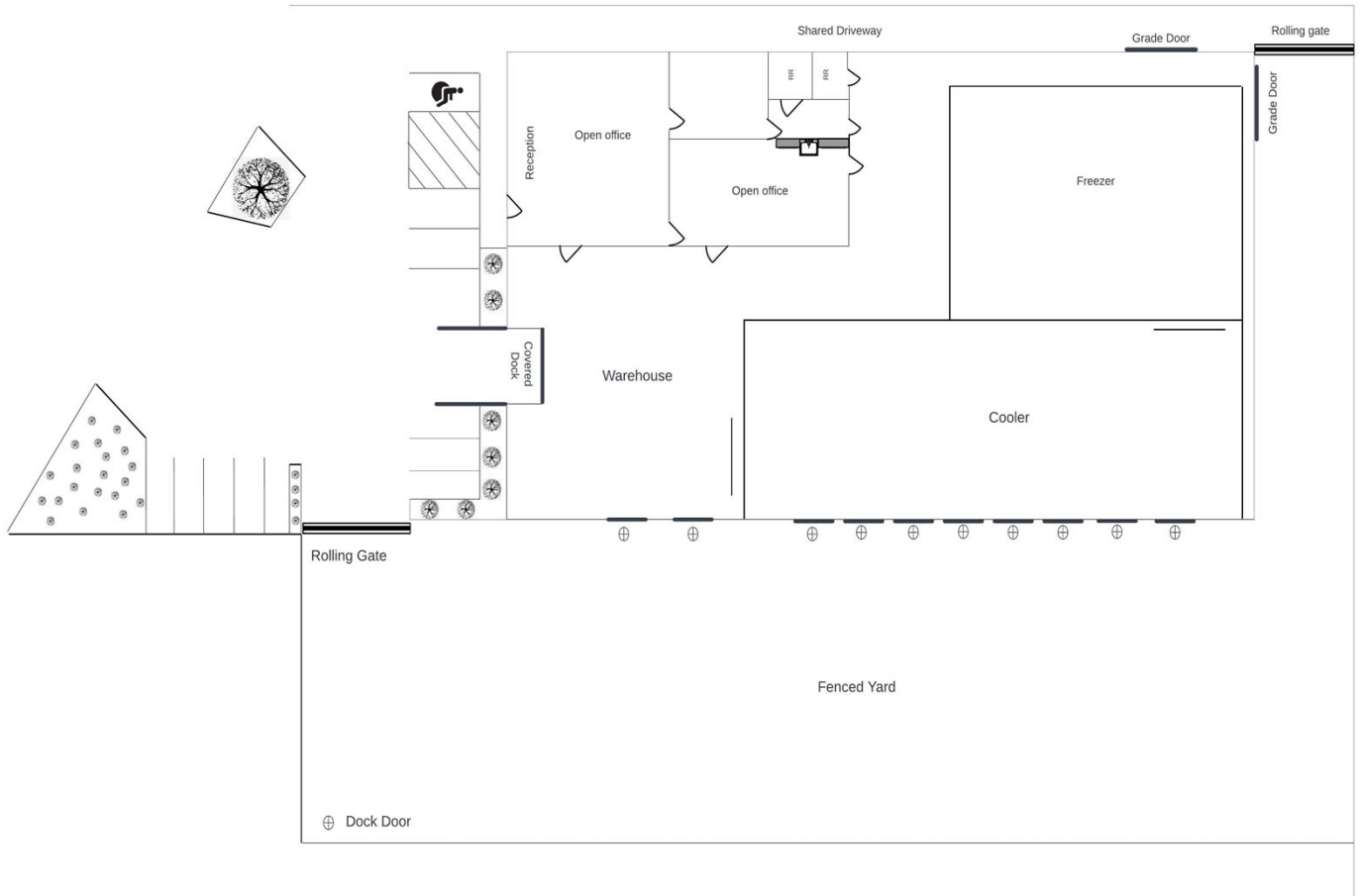
Lic. #: 01411086



The information contained herein was obtained from sources believed reliable; however, KPA Commercial, Inc makes no guarantees, warranties or representations as to the completeness or accuracy thereof. The presentation of this property is submitted subject to errors, omissions, change of price or conditions prior to sale or lease, or withdrawal without notice.

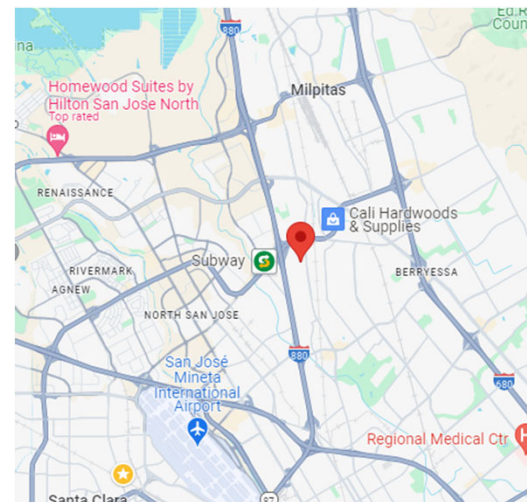
For Lease – Industrial/Cold Storage Building 1471 Atteberry Lane, San Jose

For Lease



*Not to scale/not exact
For more information, please contact:*

Kevin Peixoto
408-557-0167
kevin@kpacommercial.com
www.kpacommercial.com
Lic. #: 01411086



The information contained herein was obtained from sources believed reliable; however, KPA Commercial, Inc makes no guarantees, warranties or representations as to the completeness or accuracy thereof. The presentation of this property is submitted subject to errors, omissions, change of price or conditions prior to sale or lease, or withdrawal without notice.