

Normal
Properties

For Lease
249 S Mission Rd
Los Angeles 90033
Boyle Heights Industrial Flats

yeah!



Located along the LA River and across from the Arts District, 249 S Mission Rd is a bright flexible space that features a $\pm 2,300$ RSF office building and $\pm 7,800$ RSF of flex space designed by Lehrer Architects with 23-ft tall clear height. Studio MLA is headquartered in the adjacent space.

Available Space

249 S Mission Rd—Office	$\pm 2,300$ RSF
249 S Mission Rd—Flex	$\pm 7,800$ RSF
Total Available Space	$\pm 10,100$ RSF

Spaces can be leased separately

Space Features


Lots of natural light in both spaces
In-suite restrooms
Back patio area with views

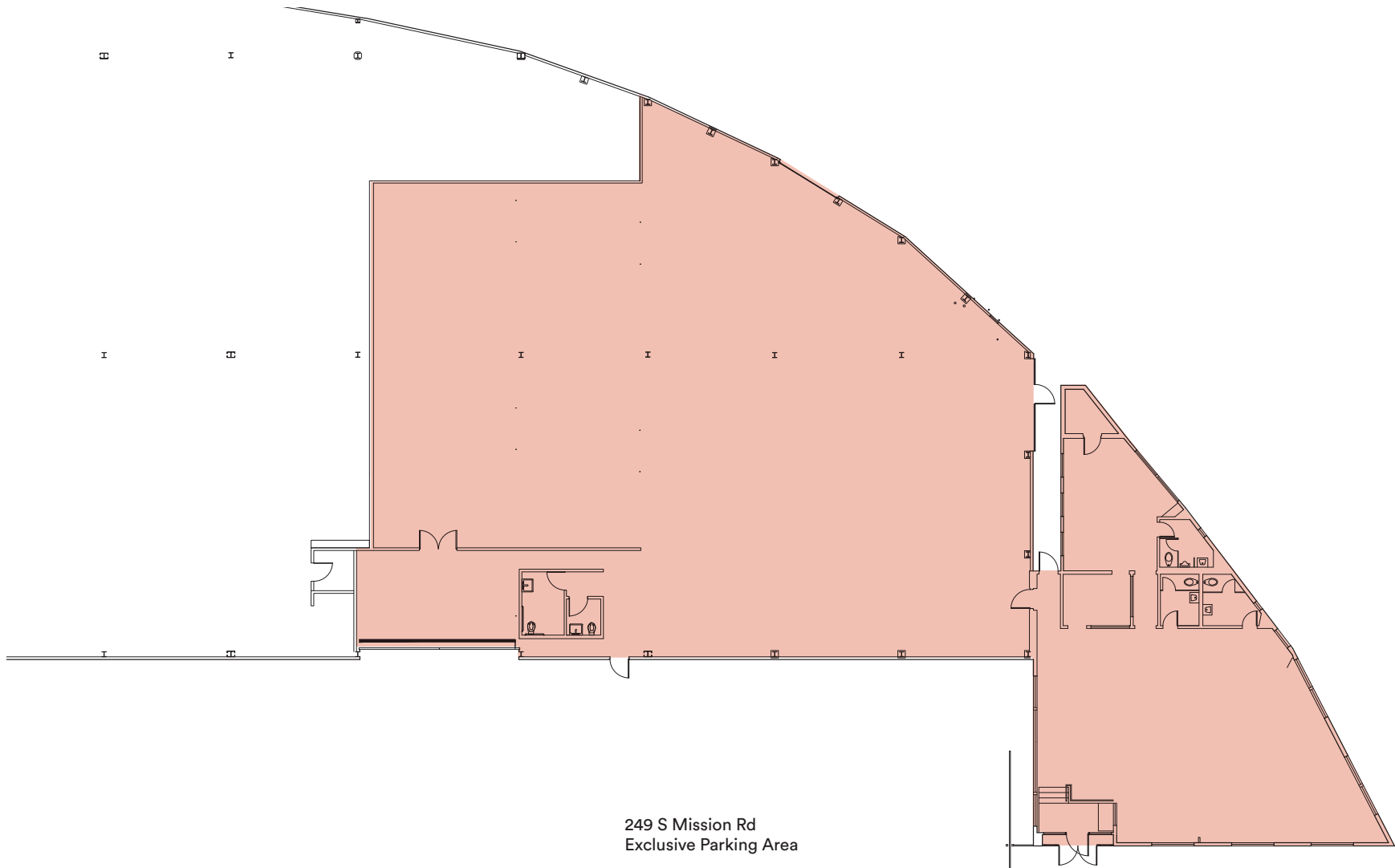

Rent

Call for More Information

Parking

12 dedicated on-site spaces





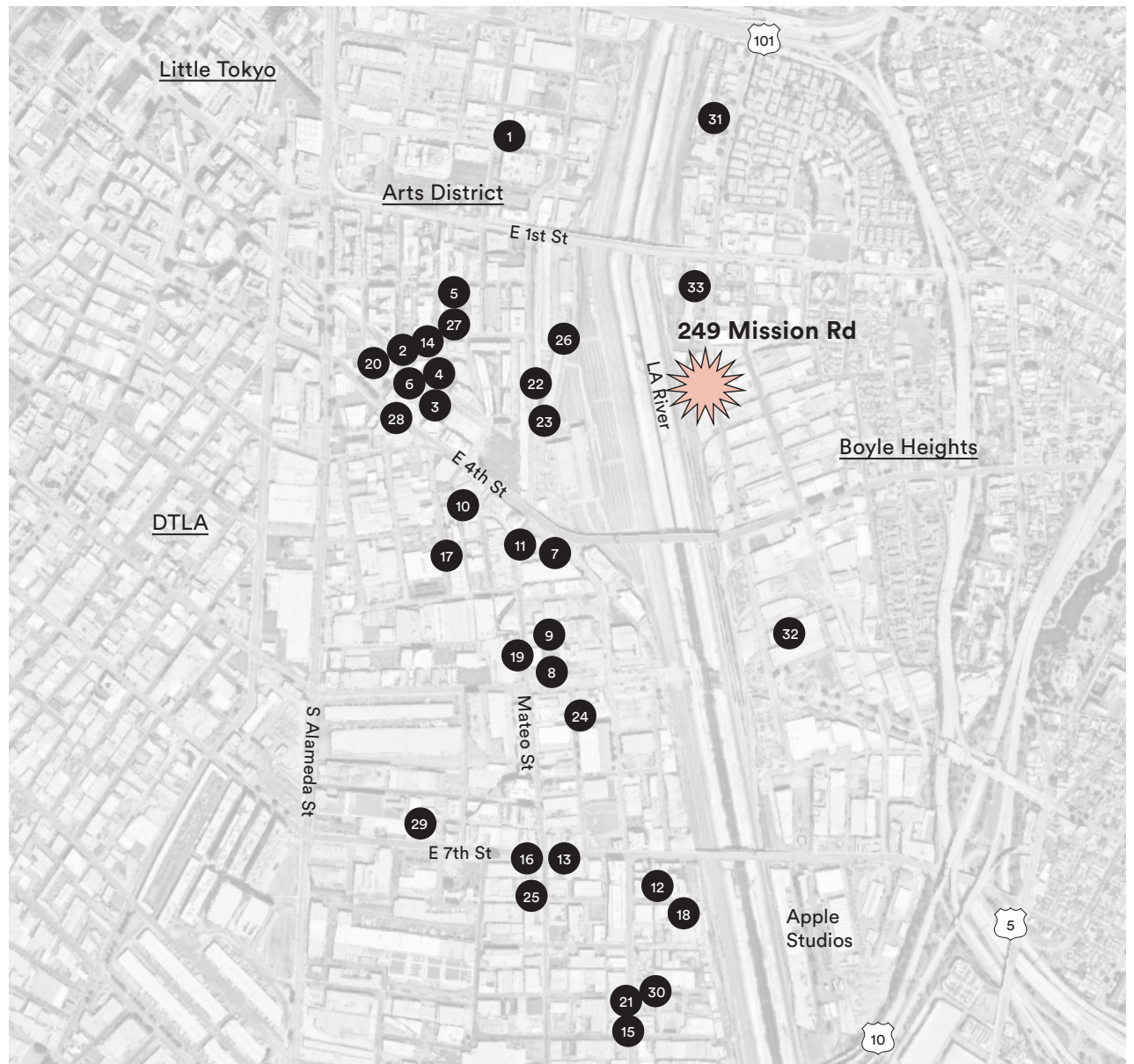








Food & Beverage	
1	Boomtown Brewery
2	Wurstkuche
3	Arts District Brewing Co
4	LA Cha Cha Chá
5	Manuela
6	Death & Co
7	Verve Coffee Roasters
8	Blue Bottle Coffee
9	Zinc Café & Market / Bar Mateo
10	Resident LA
11	Bavel
12	Bestia
13	Guerrilla Tacos
14	Prince Street Pizza
15	Maru Coffee
16	Everson Royce Bar
17	Urth Caffé
18	Damian / Ditroit
19	Girl & the Goat
Retail	
20	Le Labo
21	Departamento
22	Wittmore
23	Hennessey + Ingalls
24	Dover St Market
25	The Good Liver
26	Grow Produce Shop
Culture	
27	Hauser & Wirth
28	Art Share LA
29	Institute of Contemporary Art - LA
30	Soho Warehouse
31	Cross Court Basketball
32	Luna Luna at Ace+Mission Studios
33	Uovo Art



To request more information or to schedule a viewing, please contact us, Thank you.

Normal Properties x Geoffrey Anenberg
 Lic # 01831214
 323.243.2821
geoffrey@normal-properties.com

Terms of sale or lease are subject to change or withdrawal without notice.