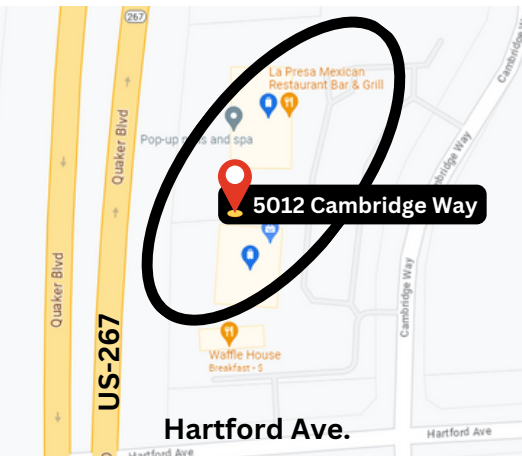


1,200 - 3,216 SQ. FT.



ABOUT THE PROPERTY

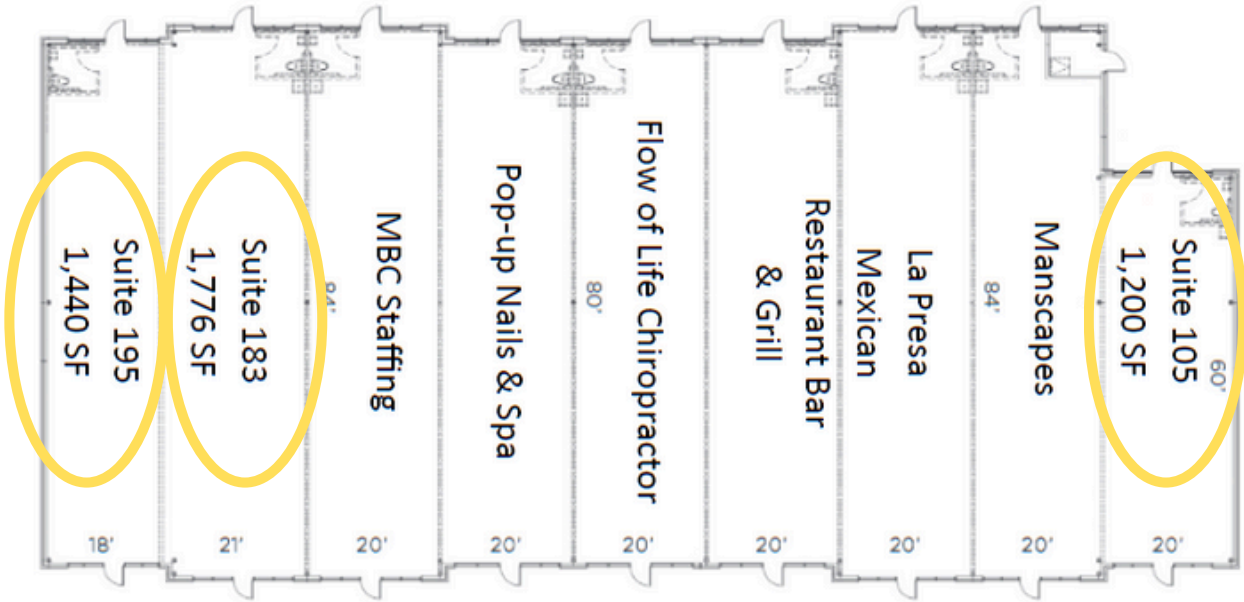
- Near Plainfield's Airwest Business Park
 - 2nd largest business park in Indiana
- Less than 0.7 miles from I-70
- Join La Presa Mexican Restaurant, MBC Staffing Payless Liquors, Flow of Life & Pop-Up Nail Salon!

OUR PROPERTY FEATURES

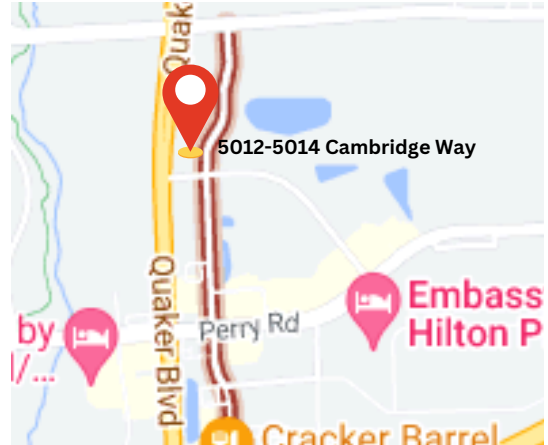
- Constructed in 2017
- Lot Size: 2.52ac
- 14,000 sq ft retail center
- Parking Ratio 10.71/1,000 SF

CAMBRIDGE WAY

5012-5014 Cambridge Way, Plainfield, IN 46168



contiguous suites of 3,216 and 2,880 sq ft.



OFFERING SUMMARY:

| | |
|------------------|---------------|
| Building Size: | 14,000 SQ FT |
| Available SQ FT: | 4,416 SQ FT |
| Lot Size: | 2.52 AC |
| Constructed: | 2017 |
| Zoning: | General Comm. |

| <u>UNIT</u> | <u>TENANT</u> | <u>SQ FT</u> |
|-------------|------------------|--------------------|
| 5014 | Payless Liquors | 7,125 sq ft |
| 105 | Available | 1,200 sq ft |
| 117 | Manscapes | 1,680 sq ft |
| 129/139 | La Presa | 3,280 sq ft |
| 151 | Flow of Life | 1,600 sq ft |
| 161 | Pop Up Nails | 1,600 sq ft |
| 173 | MBC Staffing | 1,680 sq ft |
| 183 | Available | 1,776 sq ft |
| 195 | Available | 1,440 sq ft |

information contained herein has been obtained from sources deemed reliable but is not guaranteed and is subject to change without notice

CAMBRIDGE WAY

5012-5014 Cambridge Way, Plainfield, IN 46168



DAILY TRAFFIC COUNTS

| | |
|------------------------|--------|
| US 267 N / Quaker Blvd | 30,295 |
| US 267 & W Hadley Rd | 14,954 |
| US 267 & E Hadley Rd | 12,859 |

| DEMOGRAPHICS: | 1 MILE | 3 MILE | 5 MILE |
|----------------|----------|----------|----------|
| POPULATION | 2,327 | 25,896 | 74,879 |
| HOUSEHOLDS | 955 | 9,405 | 26,508 |
| AVG. HH INCOME | \$72,929 | \$82,174 | \$91,291 |
| MEDIAN AGE | 40.1 | 40.1 | 38.3 |

information contained herein has been obtained from sources deemed reliable but is not guaranteed and is subject to change without notice

CAMBRIDGE WAY

5012-5014 Cambridge Way, Plainfield, IN 46168



CAMBRIDGE WAY

5012-5014 Cambridge Way, Plainfield, IN 46168



contiguous suites of 3,216 sq ft.