



Office Condominium for Sale

10 Jefferson Plaza

PRINCETON, NJ 08540

Available Space: 4,600 SF

Asking Price: \$1,035,000

- Details:**
- 3,300 SF currently leased by a law firm on a 5 year lease; can vacate if required by purchaser
 - Entire second floor of a two story office building
 - Space is nicely appointed
 - Elevator in lobby
 - Located minutes from Route 1 at a traffic light
 - 10 private offices, all with windows
 - Conference room
 - Open area with workstations
 - Kitchen
 - Full basement for storage

Exclusive Broker

Weichert Commercial
Brokerage, Inc.

Karen Anderson

Vice President

609-577-0515 cell

kjanderson@weichertcommercial.com

123 Route 27 • Edison, NJ • 732-494-0778 • weichertcommercial.com

No warranty or representation, express or implied is made as to the accuracy of the information contained herein, and same is submitted subject to errors, omissions, change of price, rental or other conditions, withdrawal without notice and to any special listing conditions imposed by our principals.

10 Jefferson Plaza

Photos



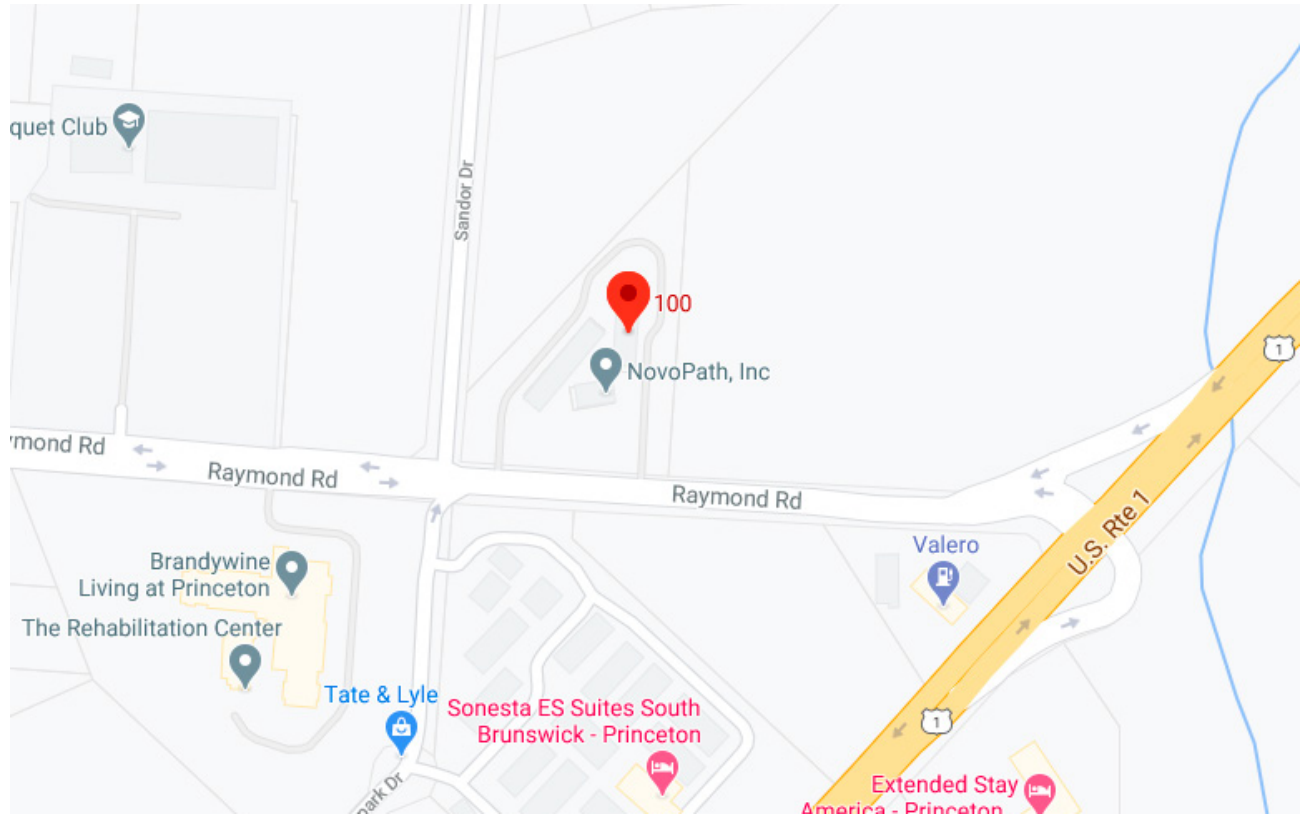
Weichert Commercial
Brokerage, Inc.

123 Route 27 • Edison, NJ • 732-494-0778 • weichertcommercial.com

No warranty or representation, express or implied is made as to the accuracy of the information contained herein, and same is submitted subject to errors, omissions, change of price, rental or other conditions, withdrawal without notice and to any special listing conditions imposed by our principals.

10 Jefferson Plaza

Location Map



Weichert Commercial
Brokerage, Inc.

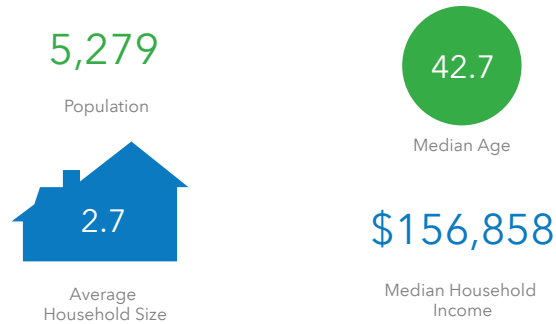
123 Route 27 • Edison, NJ • 732-494-0778 • weichertcommercial.com

No warranty or representation, express or implied is made as to the accuracy of the information contained herein, and same is submitted subject to errors, omissions, change of price, rental or other conditions, withdrawal without notice and to any special listing conditions imposed by our principals.

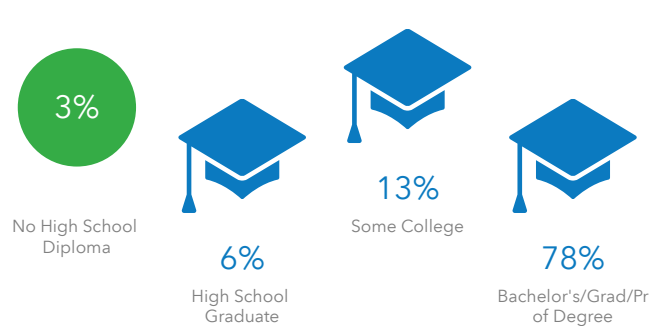
10 Jefferson Plaza

Key Facts

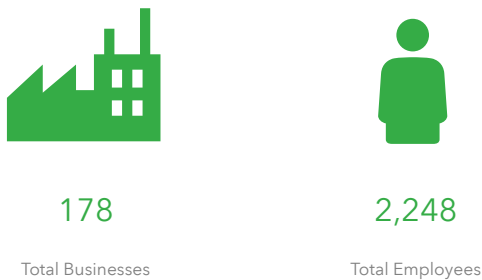
KEY FACTS



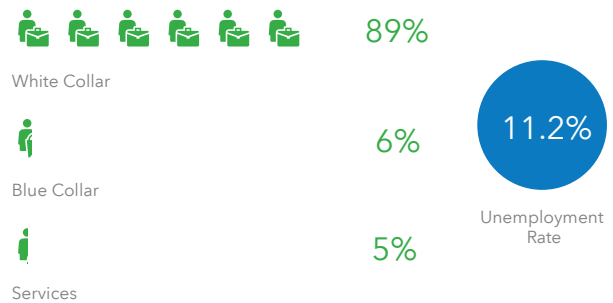
EDUCATION



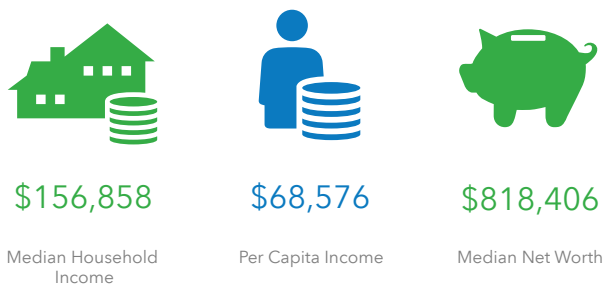
BUSINESS



EMPLOYMENT



INCOME



Households By Income

The largest group: \$200,000+ (34.1%)

The smallest group: \$15,000 - \$24,999 (2.4%)

Indicator	Value	Difference	
<\$15,000	2.8%	-3.6%	█
\$15,000 - \$24,999	2.4%	-3.1%	█
\$25,000 - \$34,999	2.4%	-3.6%	█
\$35,000 - \$49,999	5.7%	-3.1%	█
\$50,000 - \$74,999	8.8%	-6.5%	█
\$75,000 - \$99,999	7.8%	-4.4%	█
\$100,000 - \$149,999	16.3%	-3.9%	█
\$150,000 - \$199,999	19.5%	+6.9%	█
\$200,000+	34.1%	+21.1%	█

Bars show deviation from Middlesex County