

# HERE

AT NETPARK  
TAMPA BAY

# PROPERTY FEATURES

## ABUNDANT AMENITIES



- Well appointed office space for lease
- 4,364 RSF to 77,050 RSF available
- 10+ feet ceiling heights
- Hospitality environment and collaborative soft seating throughout

VIEW DRONE FOOTAGE HERE



# LEVEL ONE

## AVAILABLE SPACES

**Suite 1100**  
77,050 RSF

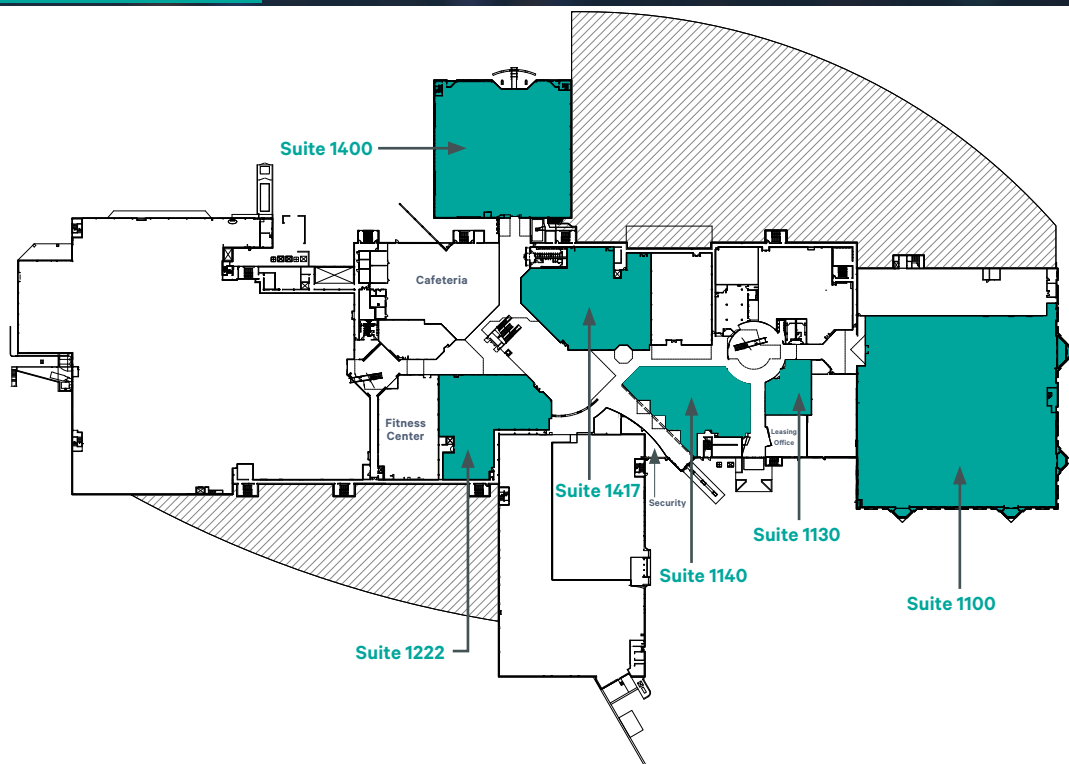
**Suite 1130**  
4,364 RSF

**Suite 1140**  
14,098 RSF

**Suite 1222**  
16,426 RSF

**Suite 1400**  
35,278 RSF

**Suite 1417**  
21,728 RSF



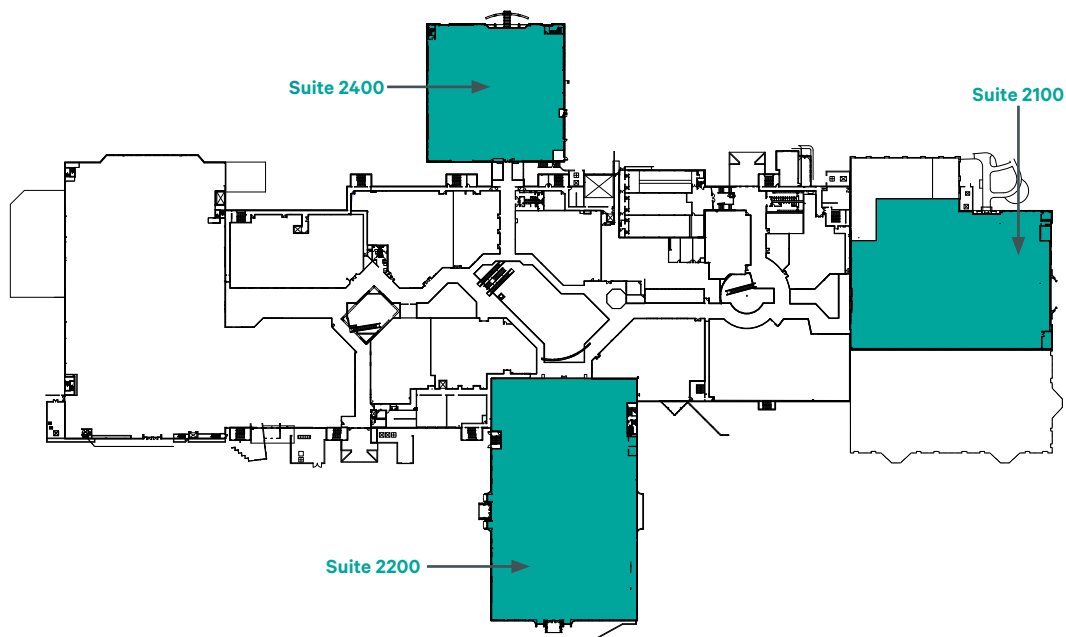
# LEVEL TWO

## AVAILABLE SPACES

**Suite 2100**  
56,134 RSF

**Suite 2200**  
69,930 RSF

**Suite 2400**  
35,909 RSF





5701 E. HILLSBOROUGH AVENUE  
TAMPA, FL 33610

**ROXANNE KEMPH**

Senior Vice President

T +1 813 787 1068

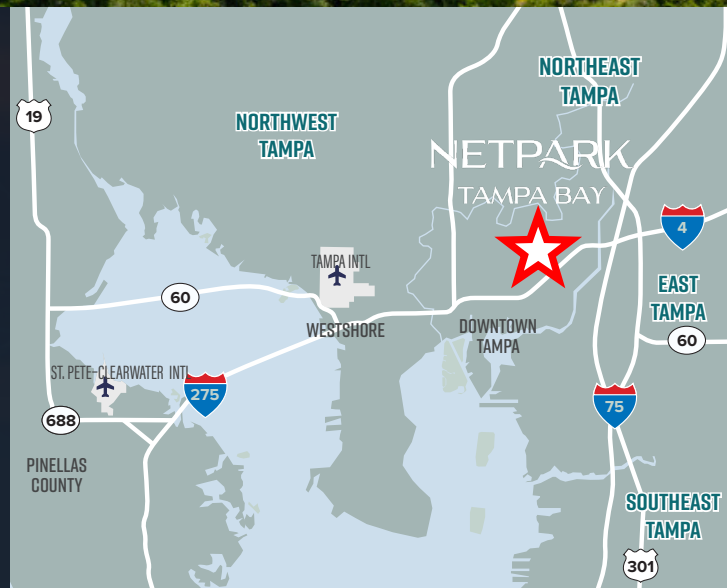
[roxanne.kemph@cbre.com](mailto:roxanne.kemph@cbre.com)

**KELLEY MATHESON**

First Vice President

T +1 813 273 8489

[kelley.matheson@cbre.com](mailto:kelley.matheson@cbre.com)



**SAXUM**  
REAL ESTATE

**CBRE**

© 2024 CBRE, Inc. All rights reserved. This information has been obtained from sources believed reliable, but has not been verified for accuracy or completeness. You should conduct a careful, independent investigation of the property and verify all information. Any reliance on this information is solely at your own risk. CBRE and the CBRE logo are service marks of CBRE, Inc. All other marks displayed on this document are the property of their respective owners. Photos herein are the property of their respective owners. Use of these images without the express written consent of the owner is prohibited.