



# Burley Development Land

525 East 150 South, Burley, ID 83318



**FOR  
SALE**



## PROPERTY INFORMATION

- Sale Price: \$999,999.
- Approximately 12 Acres
- Parcel # RP10S24E317805
- Zoned Residential Agricultural
- Just off Highway 81
- Excellent location for development.
- Beautiful and isolated, with rolling topography on the banks of Duck Creek. Includes water shares.

## DEMOGRAPHICS

| POPULATION | 1 MILE   | 2 MILE   | 3 MILE   |
|------------|----------|----------|----------|
| 2022 EST   | 9,392    | 19,009   | 23,716   |
| 2027 PROJ  | 9,513    | 19,502   | 24,375   |
| HOUSEHOLDS |          |          |          |
| 2022 EST   | 3,180    | 6,540    | 8,232    |
| 2027 PROJ  | 3,222    | 6,718    | 8,469    |
| INCOME     |          |          |          |
| 2022 AVG   | \$61,882 | \$78,719 | \$80,923 |
| 2022 MED   | \$50,639 | \$59,621 | \$61,064 |


JIM MCLACHLAN and JEFF COLTRIN

**Spring Creek Realty Group**

801-750-7991 | [jim.springcreekrealty@gmail.com](mailto:jim.springcreekrealty@gmail.com)

# Burley Development Land

1558 Normal Ave, Burley, ID 83318



## Spring Creek Realty Group

621 East Highway 81, Burley Idaho 83318

801-750-7991 | [jim.springcreekrealty@gmail.com](mailto:jim.springcreekrealty@gmail.com)