

1401 INDUSTRIAL HIGHWAY

CINNAMINSON, NJ



Outdoor
Storage



Convenient
Access



Strategic
Location



±14,000 SF ON 2.78 AC | INDUSTRIAL-FLEX/OUTDOOR STORAGE | FOR SUBLEASE

Tony Rod, SIOR

trod@lee-associates.com
610.400.0486

Andrew Landolfi

alandolfi@lee-associates.com
610.947.0420

Sean Campbell

scampbell@lee-associates.com
610.798.6075

Jimmy Franchetti

jfranchetti@lee-associates.com
610.335.1092

**LEE &
ASSOCIATES**
COMMERCIAL REAL ESTATE SERVICES

Lee & Associates of Eastern Pennsylvania LLC | 220 W. Germantown Pike, Suite 200, Plymouth Meeting, PA 19462 | 610.400.0499 | lee-associates.com/easternpa

All information furnished regarding property for sale, rental or financing is from sources deemed reliable, but no warranty or representation is made to the accuracy thereof and same is submitted subject to errors, omissions, change of price, rental or other conditions prior to sale, lease or financing or withdrawal without notice. No liability of any kind is to be imposed on the broker herein.

1401 INDUSTRIAL HIGHWAY

CINNAMINSON, NJ

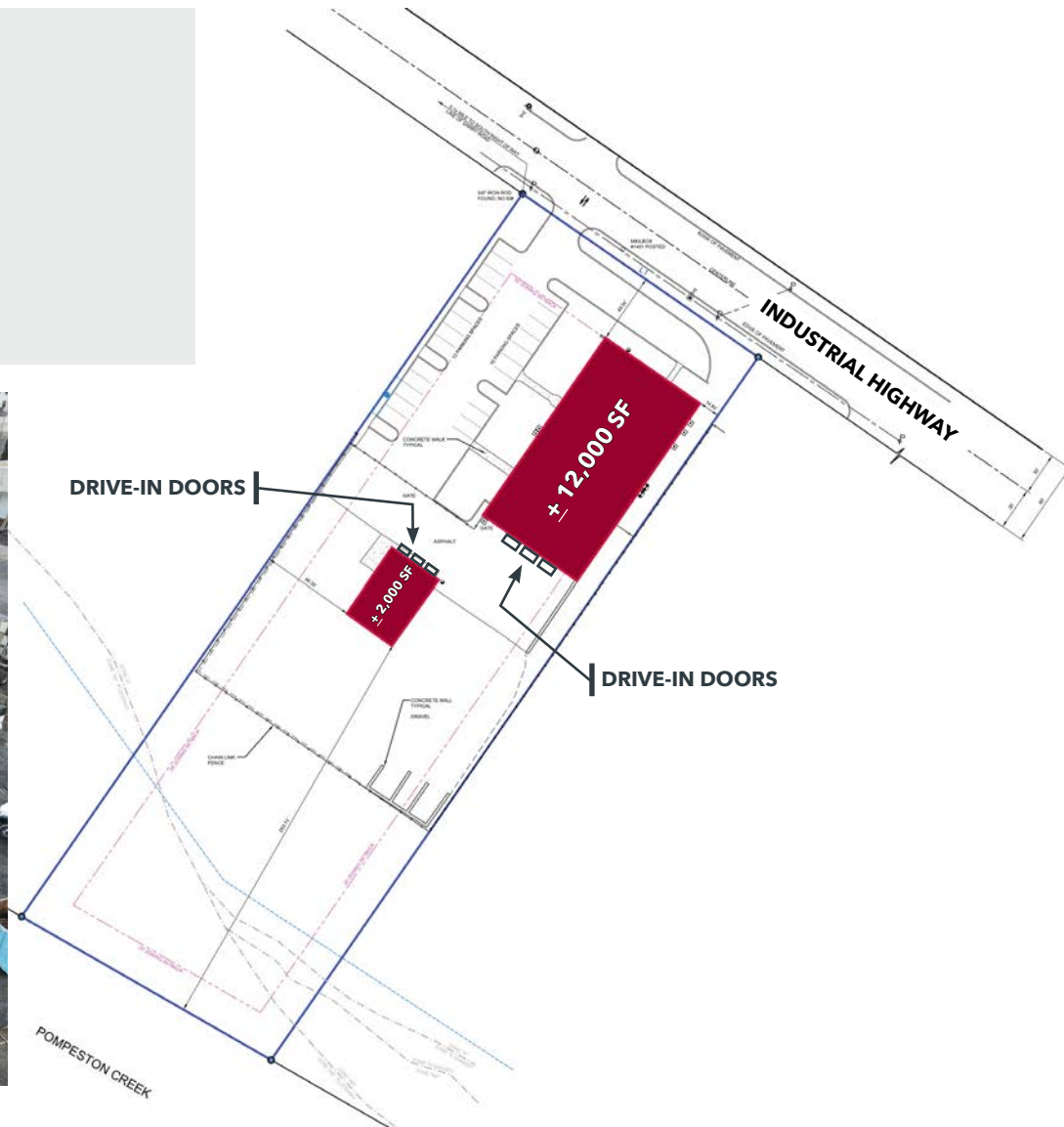
PROPERTY

ACCESS

LOCATION

PROPERTY SPECIFICATIONS

- 14,000 SF (12,000 SF Industrial/Flex & 2,000 SF Service Facility)
- Fenced & Graveled Outdoor Storage Area
- Six (6) Drive-In Doors
- Easy Access to Route 130, Route 73, I-295, and NJ Turnpike



Tony Rod, SIOR

trod@lee-associates.com
610.400.0486

Andrew Landolfi

alandolfi@lee-associates.com
610.947.0420

Sean Campbell

scampbell@lee-associates.com
610.798.6075

Jimmy Franchetti

jfranchetti@lee-associates.com
610.335.1092

LEE & ASSOCIATES
COMMERCIAL REAL ESTATE SERVICES

Lee & Associates of Eastern Pennsylvania LLC | 220 W. Germantown Pike, Suite 200, Plymouth Meeting, PA 19462 | 610.400.0499 | lee-associates.com/easternpa

All information furnished regarding property for sale, rental or financing is from sources deemed reliable, but no warranty or representation is made to the accuracy thereof and same is submitted subject to errors, omissions, change of price, rental or other conditions prior to sale, lease or financing or withdrawal without notice. No liability of any kind is to be imposed on the broker herein.

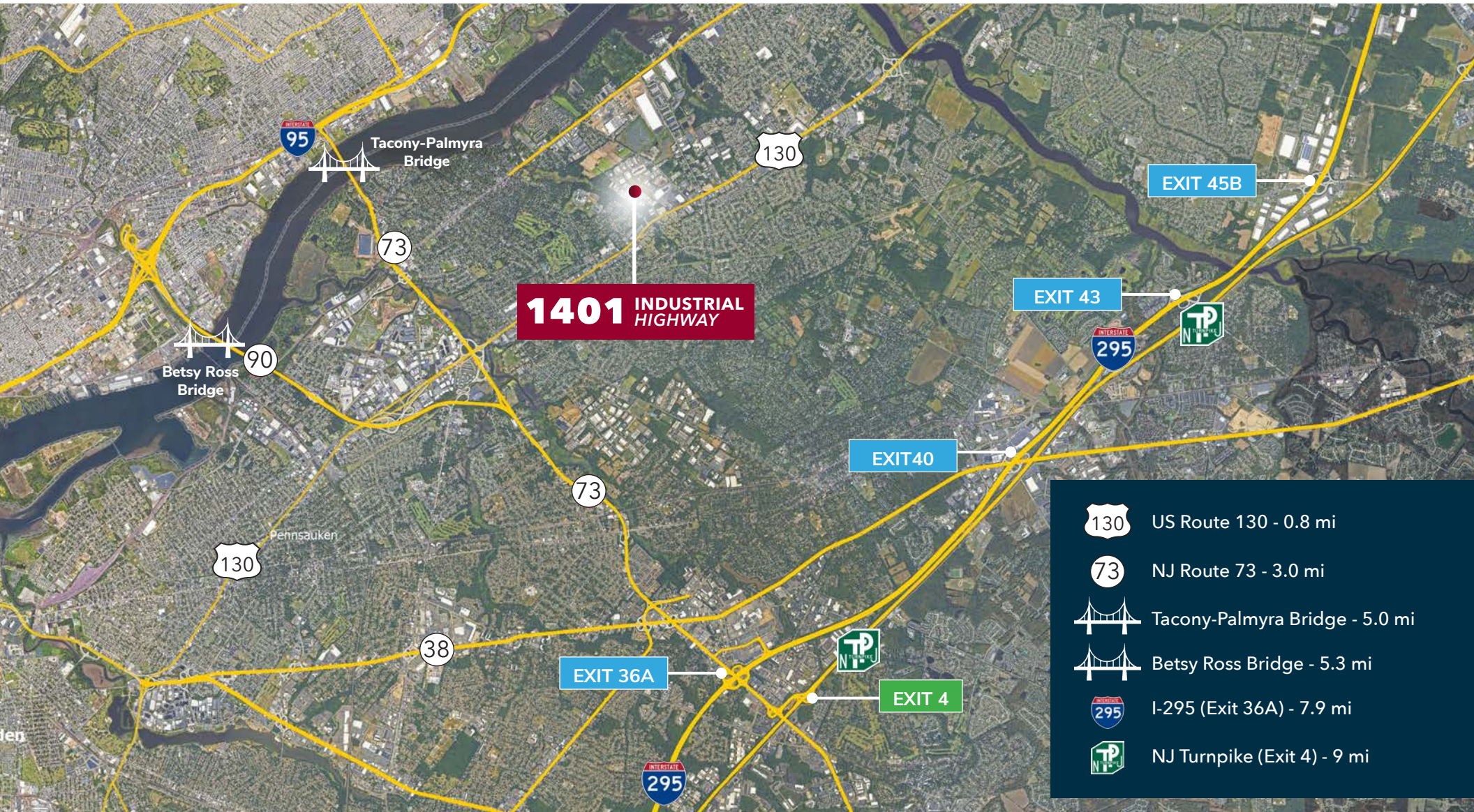
1401 INDUSTRIAL HIGHWAY

CINNAMINSON, NJ

PROPERTY

ACCESS

LOCATION



Tony Rod, SIOR

trod@lee-associates.com
610.400.0486

Andrew Landolfi

alandolfi@lee-associates.com
610.947.0420

Sean Campbell

scampbell@lee-associates.com
610.798.6075

Jimmy Franchetti

jfranchetti@lee-associates.com
610.335.1092

LEE & ASSOCIATES
COMMERCIAL REAL ESTATE SERVICES

Lee & Associates of Eastern Pennsylvania LLC | 220 W. Germantown Pike, Suite 200, Plymouth Meeting, PA 19462 | 610.400.0499 | lee-associates.com/easternpa

All information furnished regarding property for sale, rental or financing is from sources deemed reliable, but no warranty or representation is made to the accuracy thereof and same is submitted subject to errors, omissions, change of price, rental or other conditions prior to sale, lease or financing or withdrawal without notice. No liability of any kind is to be imposed on the broker herein.

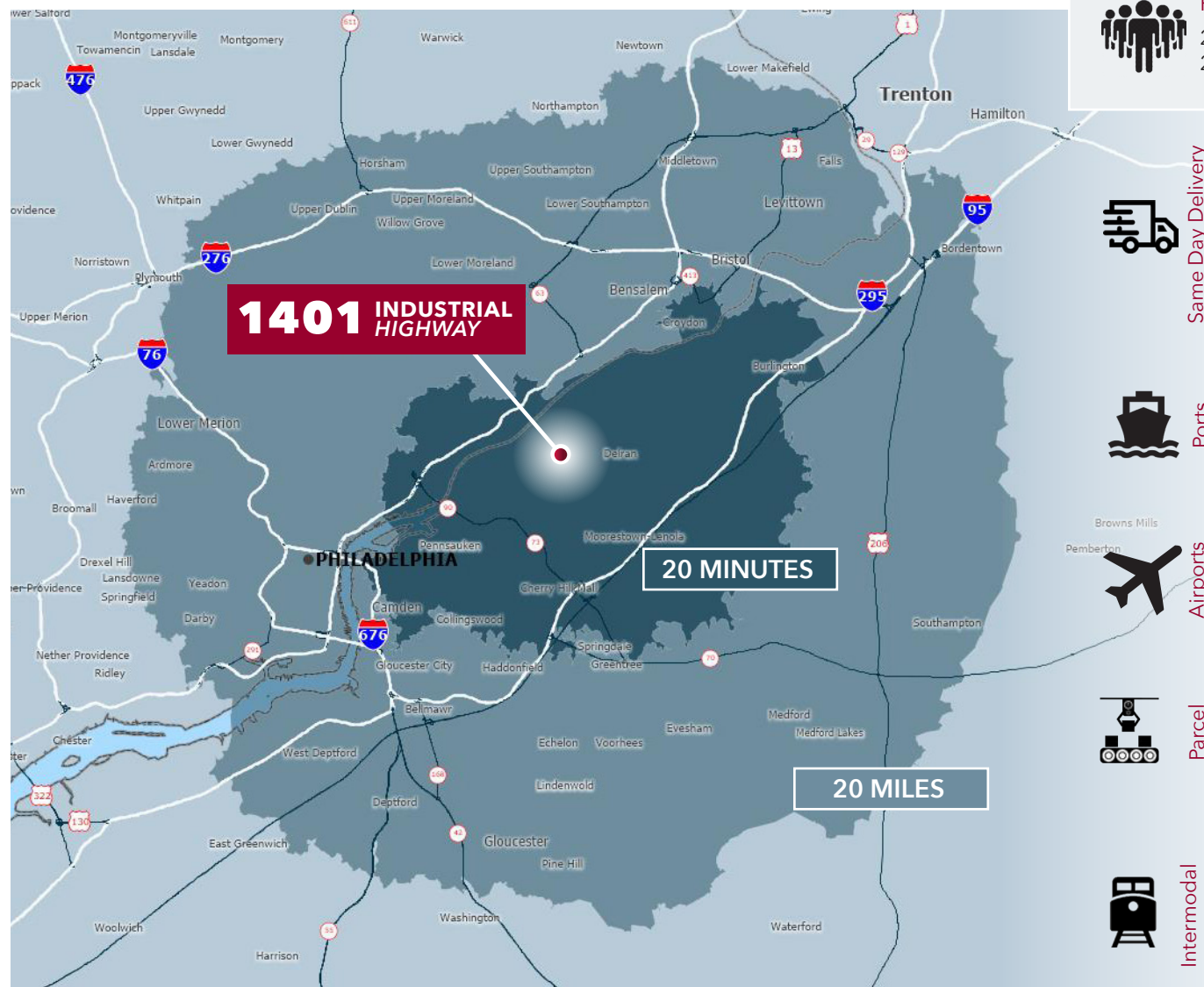
1401 INDUSTRIAL HIGHWAY

CINNAMINSON, NJ

PROPERTY

ACCESS

LOCATION



Population

20 Mile 3,187,706
20 Minute 602,625



Workforce (18+)

20 Mile 2,597,659
20 Minute 458,426



Same Day Delivery



Ports



Airports



Parcel



Intermodal

| | Miles | Minutes |
|---|-------|---------|
| Center City Philadelphia | 13 | 25 |
| New York, NY | 84 | 98 |
| Baltimore, MD | 111 | 126 |
| Washington, DC | 149 | 169 |
| Boston, MA | 306 | 314 |
| Port of Philadelphia, Tioga | 9 | 16 |
| Port of Philadelphia, Packer Ave. | 17 | 25 |
| Port of Wilmington | 43 | 54 |
| Port of Newark-Elizabeth, NJ | 77 | 80 |
| Port of Baltimore | 115 | 124 |
| Philadelphia Intl. | 22 | 32 |
| Newark Liberty Intl. | 71 | 69 |
| Baltimore Washington Intl. | 117 | 118 |
| UPS Freight, Pennsauken, NJ | 6 | 12 |
| UPS Freight, Bensalem, PA | 13 | 28 |
| FedEx Ground, Philadelphia, PA | 16 | 28 |
| FedEx Ground, Barrington, NJ | 16 | 29 |
| USPS Dist. Center, Philadelphia, PA | 22 | 31 |
| Norfolk Southern Intermodal, Philadelphia, PA | 14 | 24 |
| SMS Rail Line, Logan Township, NJ | 38 | 45 |
| CSX Intermodal, Wilmington, DE | 45 | 59 |

Tony Rod, SIOR

trod@lee-associates.com
610.400.0486

Andrew Landolfi

alandolfi@lee-associates.com
610.947.0420

Sean Campbell

scampbell@lee-associates.com
610.798.6075

Jimmy Franchetti

jfranchetti@lee-associates.com
610.335.1092

LEE & ASSOCIATES
COMMERCIAL REAL ESTATE SERVICES

Lee & Associates of Eastern Pennsylvania LLC | 220 W. Germantown Pike, Suite 200, Plymouth Meeting, PA 19462 | 610.400.0499 | lee-associates.com/easternpa

All information furnished regarding property for sale, rental or financing is from sources deemed reliable, but no warranty or representation is made to the accuracy thereof and same is submitted subject to errors, omissions, change of price, rental or other conditions prior to sale, lease or financing or withdrawal without notice. No liability of any kind is to be imposed on the broker herein.