

Colliers

For Sale



E Grand River Avenue & Natanna Drive | Genoa Twp, MI 2 Acres on E Grand River Avenue

- Zoning | MUPUD, Which Allows Office Service District (OSD) Uses
- Traffic Counts : 26,200 on Grand River
- Quick Access to I96 & Latson Interchange
- Ideal for Professional Office, Medical Office, or Childcare Uses

Demographics

	1 MILE	3 MILE	5 MILE
POPULATION	3,089	24,388	48,048
AVG. INCOME	\$87,618	\$91,638	\$96,860
HOUSEHOLDS	1,267	9,682	18,748



Lou Frango

Direct | 248 226 1678
lou.frango@colliers.com

Colliers Detroit, 400 W 4th Street, Suite 350 Royal Oak, MI 48067
www.colliers.com/detroit





E Grand River Avenue & Natanna Drive | Genoa Twp, MI
2 Acres on E Grand River Avenue

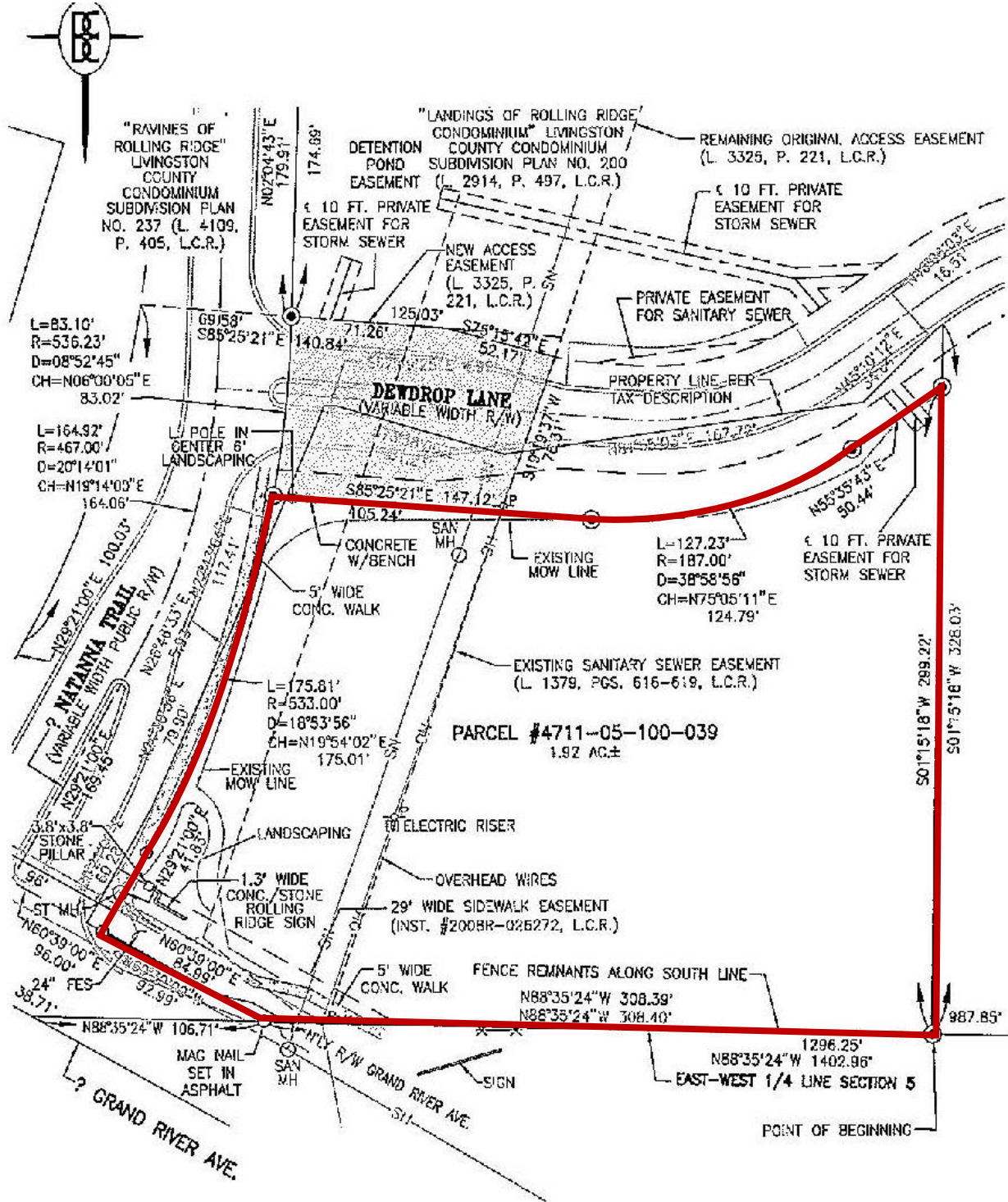
Aerial





E Grand River Avenue & Natanna Drive | Genoa Twp, MI 2 Acres on E Grand River Avenue

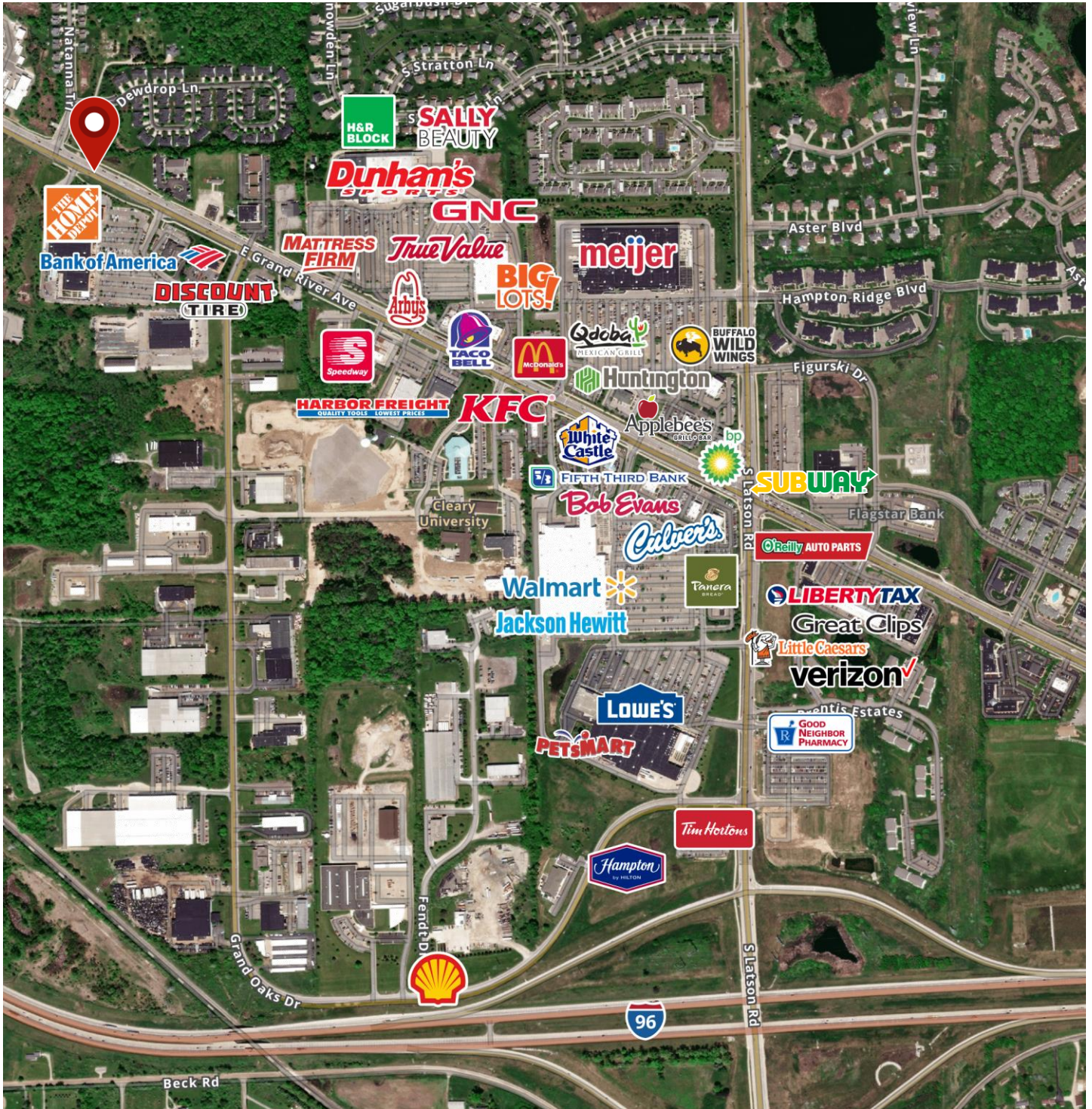
Survey





E Grand River Avenue & Natanna Drive | Genoa Twp, MI
2 Acres on E Grand River Avenue

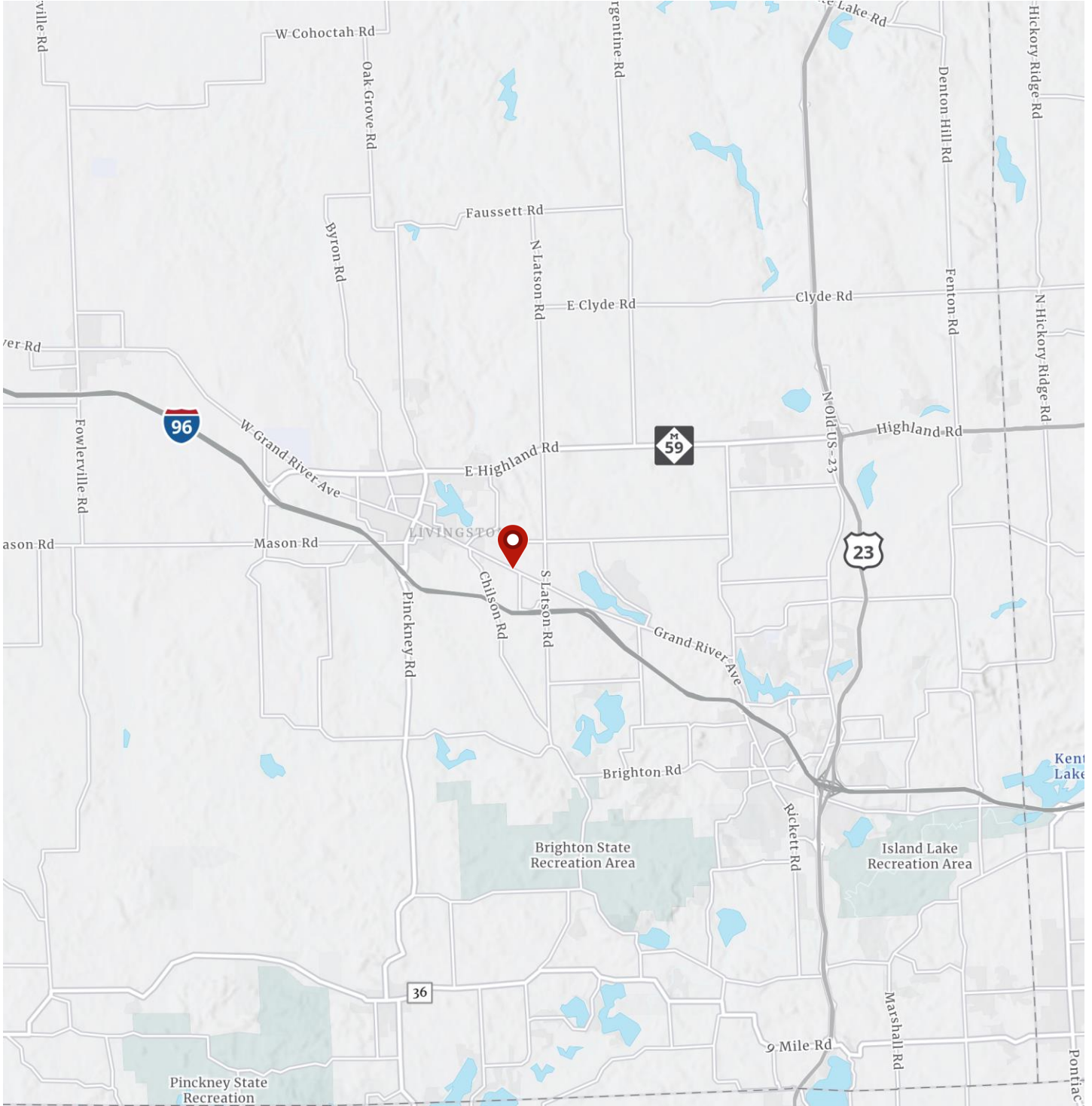
Merchant Map





E Grand River Avenue & Natanna Drive | Genoa Twp, MI 2 Acres on E Grand River Avenue

Location Map





Demographics

Current Year Summary	1 Mile Radius	3 Mile Radius	5 Mile Radius
Total Population	3,143	25,975	50,228
Total Households	1,349	10,765	20,289
Total Family Households	785	7,097	13,787
Average Household Size	2.29	2.39	2.44
Median Age	34.9	38.8	41.3
Population Age 25+	2,065	17,786	35,373
2010 – 2021 Population: Annual Growth Rate (CAGR)	1.16%	1.45%	1.18%
2022 – 2023 Population: Annual Growth Rate (CAGR)	-0.15%	0.55%	0.64%

Five Year Projected Trends: Annual Rate	1 Mile Radius	3 Mile Radius	5 Mile Radius
Population	-0.16%	0.22%	0.20%
Households	0.12%	0.49%	0.44%
Families	-0.03%	0.46%	0.41%
Median Household Income	2.52%	2.19%	2.42%

Current Year Population by Sex	1 Mile Radius	3 Mile Radius	5 Mile Radius
Male Population / % Male	1,514 / 48.2%	12,899 / 49.7%	24,937 / 49.7%
Female Population / % Female	1,626 / 51.8%	13,076 / 50.3%	25,291 / 50.4%

Income and Households Summary	1 Mile Radius	3 Mile Radius	5 Mile Radius
2020 Median Household Income	\$77,239	\$81,883	\$85,037
Average Household income	\$96,397	\$103,150	\$108,553
Per Capita Income	\$41,177	\$42,696	\$43,827

Summary Business Data	1 Mile Radius	3 Mile Radius	5 Mile Radius
Total Businesses	230	953	1,593
Total Daytime Population	4,930	22,793	46,093
Daytime Population: Workers	3,411	10,246	21,034
Daytime Population: Residents	1,519	12,547	25,059

Data Notes:

- Household population includes persons not residing in group quarters. Average Household Size is the household population divided by total households. Persons in families include the householder and persons related to the householder by birth, marriage, or adoption.
- Income represents the preceding year, expressed in current dollars. Household income includes wage and salary earnings, interest dividends, net rents, pensions, SSI and welfare payments, child support, and alimony.
- Per Capita Income represents the income received by all persons aged 15 years and over divided by the total population.

We have no reason to doubt the accuracy of information contained herein, but we cannot guarantee it. All information should be verified prior to purchase and/or lease.



Lou Frango
 Direct | 248 226 1678
 lou.frango@colliers.com