

AREA CALCULATIONS: LEVEL 2

SUITE 200A	5,016 SF OCCUPIED
SUITE 210	5,181 SF VACANT
SUITE 230	10,586 SF VACANT
SUITE 231	517 SF VACANT
COMMON AREA	2,531 SF
TOTAL AREA	21,300 SF

AREA CALCULATIONS: LEVEL 1

SUITE 100	4,984 SF OCCUPIED
SUITE 110	1,388 SF OCCUPIED
SUITE 115	3,400 SF VACANT
SUITE 120	4,462 SF VACANT
SUITE 130	1,882 SF VACANT
SUITE 140	1,024 SF VACANT
SUITE 150	2,173 SF VACANT
SUITE 160	2,260 SF VACANT
COMMON AREA	3,542 SF
TOTAL AREA	25,115 SF

GENERAL NOTES:

- CONTRACTOR TO FIELD VERIFY ALL EXISTING CONDITIONS AND NOTIFY ARCHITECT OF ANY DISCREPANCY, P.T.C.

LEGEND:

- EXTERIOR WALL: MASONRY BRICK OVER 3 5/8" METAL STUDS W/ 5/8" GYP. BOARD
- INTERIOR WALL - NON-RATED PARTITION: 3 5/8" METAL STUDS W/ 5/8" GYP. BOARD BOTH SIDES

ACS architecture | asbuilts
 multifamily hospitality industrial commercial
 1322 Space Park Drive
 Suite B-122
 Houston • Texas 77058
 info@acs-architecture.com
 281.767. 9000 voice
 Firm Registration No. BR2307

CITIZENS NATIONAL BANK

1305 W JEFFERSON
 WAXAHACHIE, TX 75165

ACS.2022.0903
 200 N. ELM ST
 WAXAHACHIE, TEXAS 75165

© ACS architecture | asbuilts
 2022 ACS ARCHITECTURE, LLC DOCUMENTS AND INSTRUMENTS OF SERVICE ARE GIVEN IN CONFIDENCE AND REMAIN THE PROPERTY OF ACS ARCHITECTURE, LLC. THIS DOCUMENT AND THE INFORMATION CONTAINED HEREIN MAY NOT BE DUPLICATED, USED, OR DISCLOSED WITHOUT WRITTEN CONSENT OF ACS ARCHITECTURE, LLC. THIS IS AN UNPUBLISHED SURVEY DOCUMENT OFFERED BY ACS ARCHITECTURE, LLC. IT IS SUBMITTED FOR YOUR PERSONAL USE IN CONNECTION WITH THE CONTRACTED PROJECT PERFORMED BY ACS ARCHITECTURE, LLC. ALL OR ANY PART OF THE SURVEY DOCUMENT (EXCEPTING REGISTERED TRADEMARKS) REMAINS THE PROPERTY OF ACS ARCHITECTURE, LLC.

Revision Date:

Issue/Date

ASBUILT DRAWINGS: 10.31.22

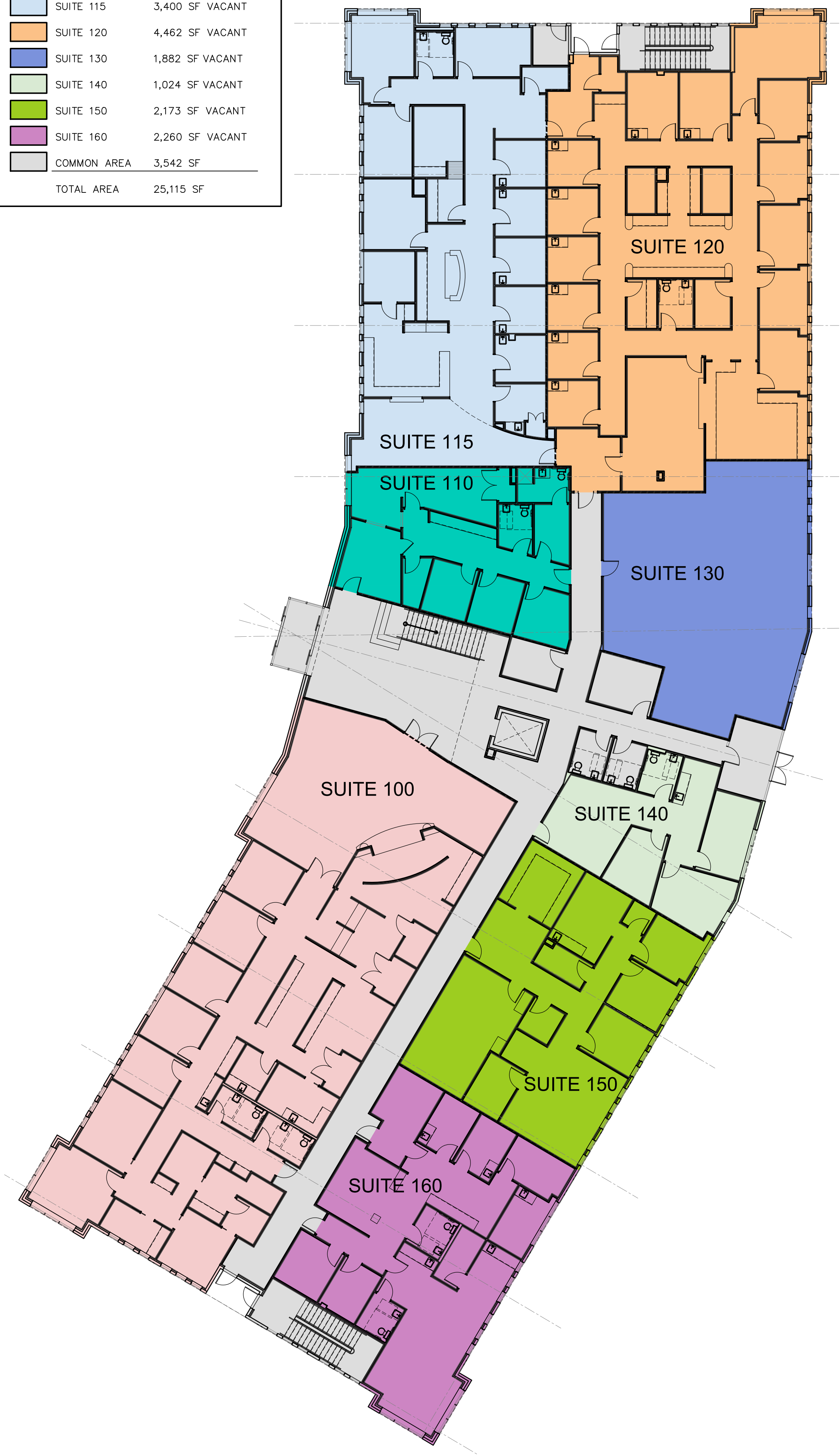
A2.01

EXISTING FLOOR PLANS
 LEVELS 1 & 2
 AREA CALCULATIONS
 GENERAL INFORMATION

E
D
C
B
A



2 EXISTING FLOOR PLAN - LEVEL 2
 SCALE: 1/16" = 1'-0" 21,300 SF



1 EXISTING FLOOR PLAN - LEVEL 1
 SCALE: 1/16" = 1'-0" 25,115 SF

5 4 3 2 1

AREA CALCULATIONS: LEVEL 2

SUITE 200A	5,016 SF OCCUPIED
SUITE 210	5,181 SF VACANT
SUITE 230	10,586 SF VACANT
SUITE 231	517 SF VACANT
COMMON AREA	2,531 SF
TOTAL AREA	21,300 SF

AREA CALCULATIONS: LEVEL 1

SUITE 100	4,984 SF OCCUPIED
SUITE 110	1,388 SF OCCUPIED
SUITE 115	3,400 SF VACANT
SUITE 120	4,462 SF VACANT
SUITE 130	1,882 SF VACANT
SUITE 140	1,024 SF VACANT
SUITE 150	2,173 SF VACANT
SUITE 160	2,260 SF VACANT
COMMON AREA	3,542 SF
TOTAL AREA	25,115 SF

GENERAL NOTES:

- CONTRACTOR TO FIELD VERIFY ALL EXISTING CONDITIONS AND NOTIFY ARCHITECT OF ANY DISCREPANCY, P.T.C.

LEGEND:

- EXTERIOR WALL: MASONRY BRICK OVER 3 5/8" METAL STUDS W/ 5/8" GYP. BOARD
- INTERIOR WALL - NON-RATED PARTITION: 3 5/8" METAL STUDS W/ 5/8" GYP. BOARD BOTH SIDES

ACS architecture | asbuilts

multifamily hospitality industrial commercial

1322 Space Park Drive
 Suite B-122
 Houston • Texas 77058
 info@acs-architecture.com
 281.767.9000 voice
 Firm Registration No. BR2307

CITIZENS NATIONAL BANK

1305 W JEFFERSON
 WAXAHACHIE, TX 75165

ACS.2022.0903

200 N. ELM ST
 WAXAHACHIE, TEXAS 75165

© ACS architecture | asbuilts

2022 ACS ARCHITECTURE, LLC DOCUMENTS AND INSTRUMENTS OF SERVICE ARE GIVEN IN CONFIDENCE AND REMAIN THE PROPERTY OF ACS ARCHITECTURE, LLC. THIS DOCUMENT AND THE INFORMATION CONTAINED HEREIN MAY NOT BE DUPLICATED, USED, OR DISCLOSED WITHOUT WRITTEN CONSENT OF ACS ARCHITECTURE, LLC. THIS IS AN UNPUBLISHED SURVEY DOCUMENT OFFERED BY ACS ARCHITECTURE, LLC. IT IS SUBMITTED FOR YOUR PERSONAL USE IN CONNECTION WITH THE CONTRACTED PROJECT PERFORMED BY ACS ARCHITECTURE, LLC. ALL OR ANY PART OF THE SURVEY DOCUMENT (EXCEPTING REGISTERED TRADEMARKS) REMAINS THE PROPERTY OF ACS ARCHITECTURE, LLC.

Revision Date:

Issue/Date

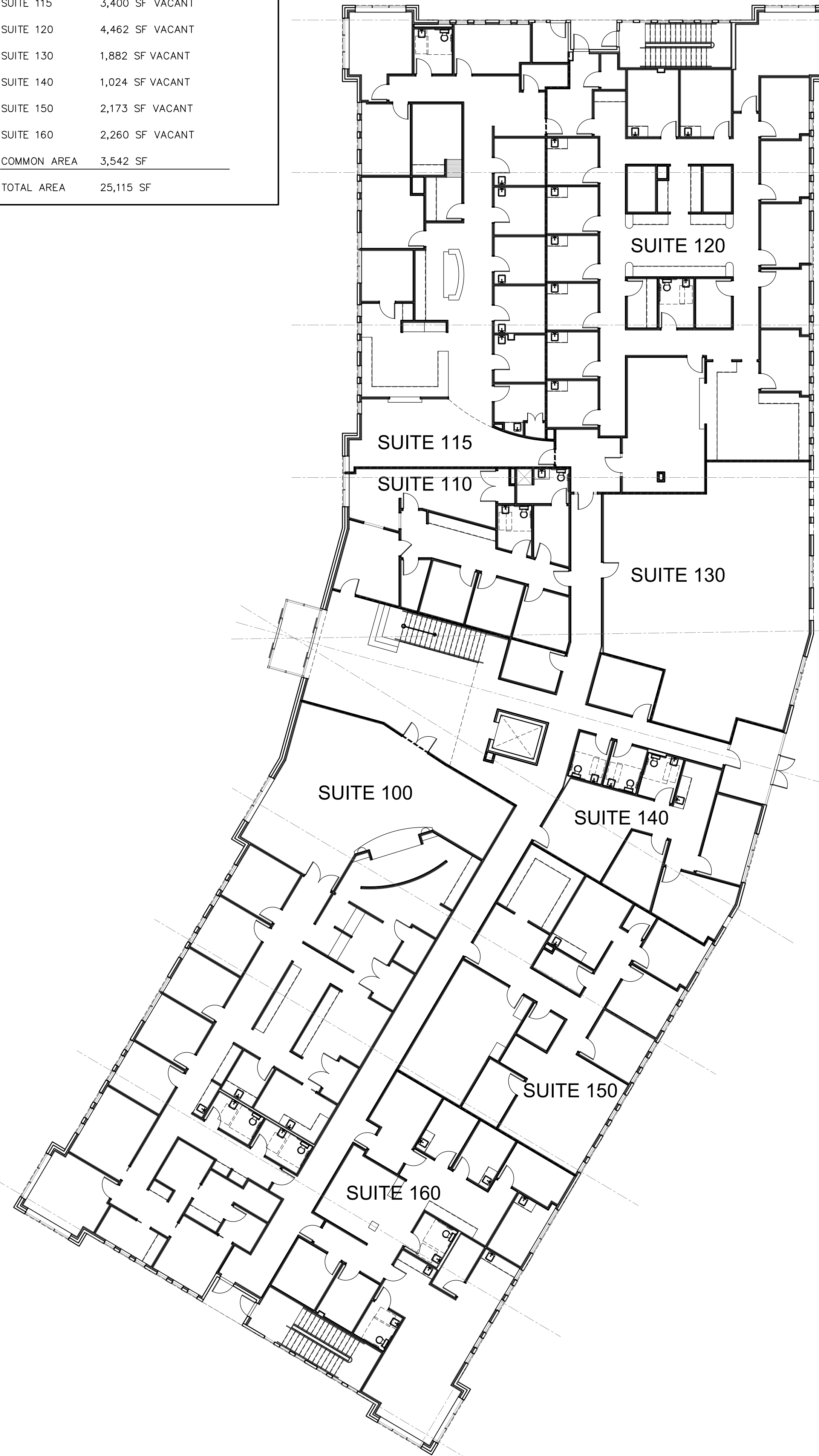
ASBUILT DRAWINGS: 10.31.22

A2.02


EXISTING FLOOR PLANS
 LEVELS 1 & 2
 AREA CALCULATIONS
 GENERAL INFORMATION



2 EXISTING FLOOR PLAN - LEVEL 2
 SCALE: 1/16" = 1'-0" 21,300 SF



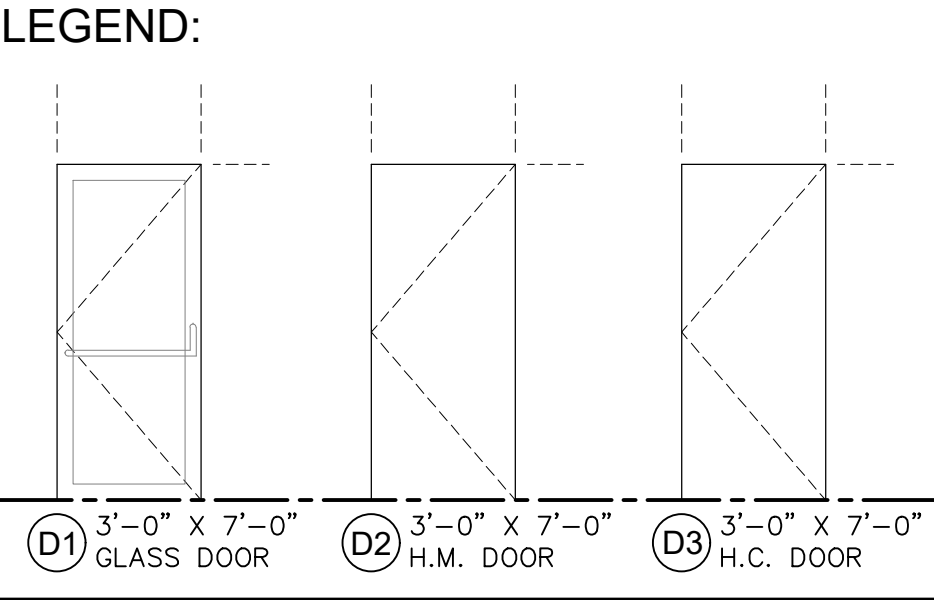
1 EXISTING FLOOR PLAN - LEVEL 1
 SCALE: 1/16" = 1'-0" 25,115 SF



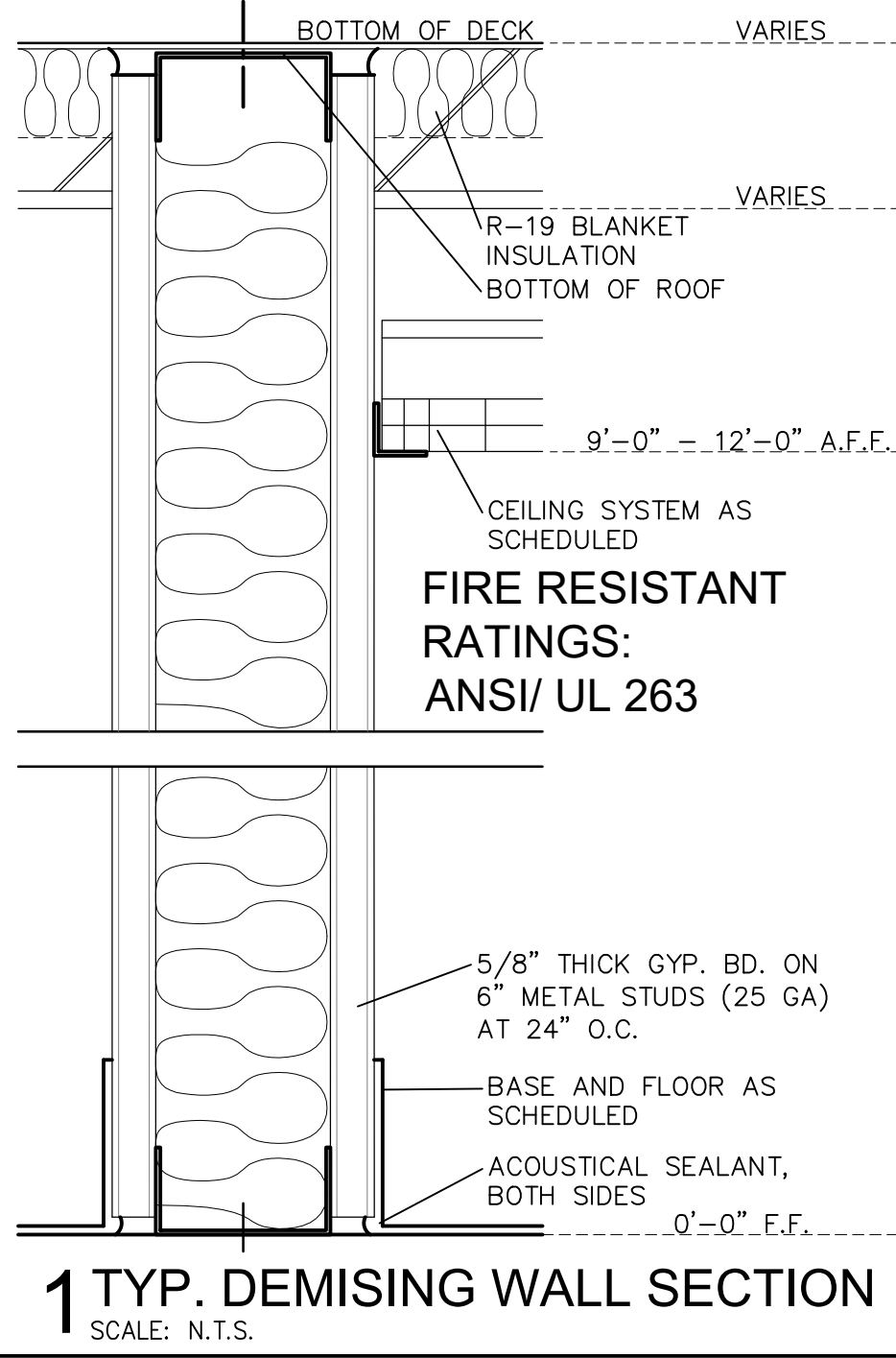
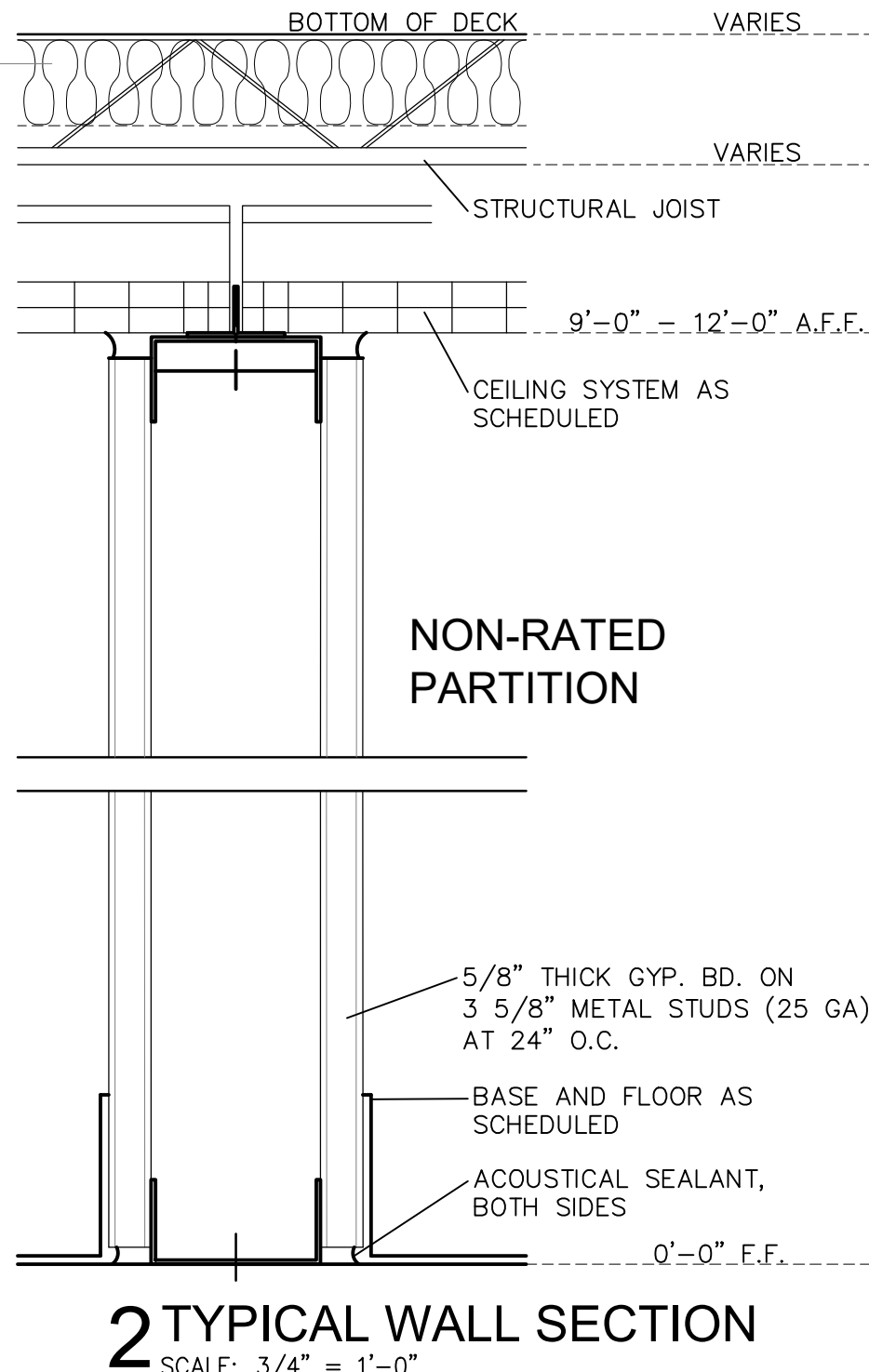
3 SUITE 100 - FLOOR PLAN
SCALE: 1/4" = 1'-0" 4,984 SF

GENERAL NOTES:
1. CONTRACTOR TO FIELD VERIFY ALL EXISTING CONDITIONS AND NOTIFY ARCHITECT OF ANY DISCREPANCY, P.T.C.

LEGEND:
 [Symbol] EXTERIOR WALL: MASONRY BRICK OVER MASONRY TILT PANEL W/ 3 5/8" W/ 5/8" GYP. BOARD
 [Symbol] EXISTING DEMISING WALL - 1HR RATED PARTITION: 6" METAL STUDS W/ 5/8" GYP. BOARD BOTH SIDES
 [Symbol] EXISTING INTERIOR WALL - NON-RATED PARTITION: 3 5/8" METAL STUDS W/ 5/8" GYP. BOARD BOTH SIDES



KEY NOTES:
 ① EXISTING DEMISING WALL
 ② EXISTING TILT WALL



ACS architecture | asbuilts
 multifamily hospitality industrial commercial
 1322 Space Park Drive
 Suite B-122
 Houston • Texas 77058
 info@acs-architecture.com
 281.767.9000 voice
 Firm Registration No. BR2307

CITIZENS NATIONAL BANK
 1305 W JEFFERSON WAXAHACHIE, TX 75165

ACS.2022.0903
 200 N. ELM ST WAXAHACHIE, TEXAS 75165
 © ACS architecture | asbuilts
 2022 ACS ARCHITECTURE, LLC DOCUMENTS AND INSTRUMENTS OF SERVICE ARE GIVEN IN CONFIDENCE AND REMAIN THE PROPERTY OF ACS ARCHITECTURE, LLC. THIS DOCUMENT AND THE INFORMATION CONTAINED HEREIN MAY NOT BE DUPLICATED, USED, OR DISCLOSED WITHOUT WRITTEN CONSENT OF ACS ARCHITECTURE, LLC. THIS IS AN UNPUBLISHED SURVEY DOCUMENT OFFERED BY ACS ARCHITECTURE, LLC. IT IS SUBMITTED FOR YOUR PERSONAL USE IN CONNECTION WITH THE CONTRACTED PROJECT PERFORMED BY ACS ARCHITECTURE, LLC. ALL OR ANY PART OF THE SURVEY DOCUMENT (EXCEPTING REGISTERED TRADEMARKS) REMAINS THE PROPERTY OF ACS ARCHITECTURE, LLC.

Revision Date:

Issue/Date

ASBUILT DRAWINGS: 10.31.22

A2.10
 EXISTING FLOOR PLAN
 SUITE 100
 PARTITION TYPES
 GENERAL INFORMATION

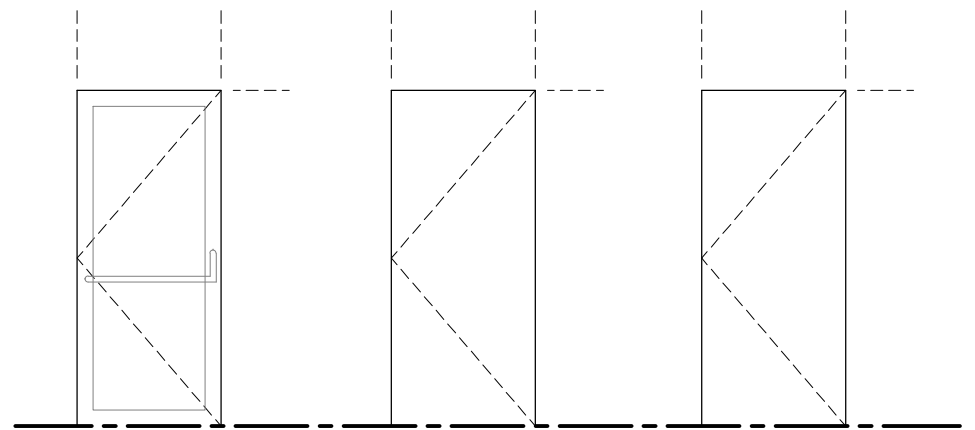
GENERAL NOTES:

- 1. CONTRACTOR TO FIELD VERIFY ALL EXISTING CONDITIONS AND NOTIFY ARCHITECT OF ANY DISCREPANCY, P.T.C.

LEGEND:

- EXTERIOR WALL: MASONRY BRICK OVER MASONRY TILT PANEL W/ 3 5/8" W/ 5/8" GYP. BOARD
- EXISTING DEMISING WALL - 1HR RATED PARTITION: 6" METAL STUDS W/ 5/8" GYP. BOARD BOTH SIDES
- EXISTING INTERIOR WALL - NON-RATED PARTITION: 3 5/8" METAL STUDS W/ 5/8" GYP. BOARD BOTH SIDES

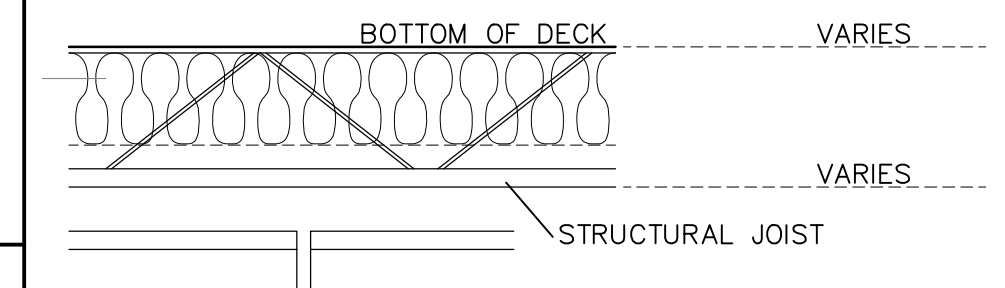
LEGEND:



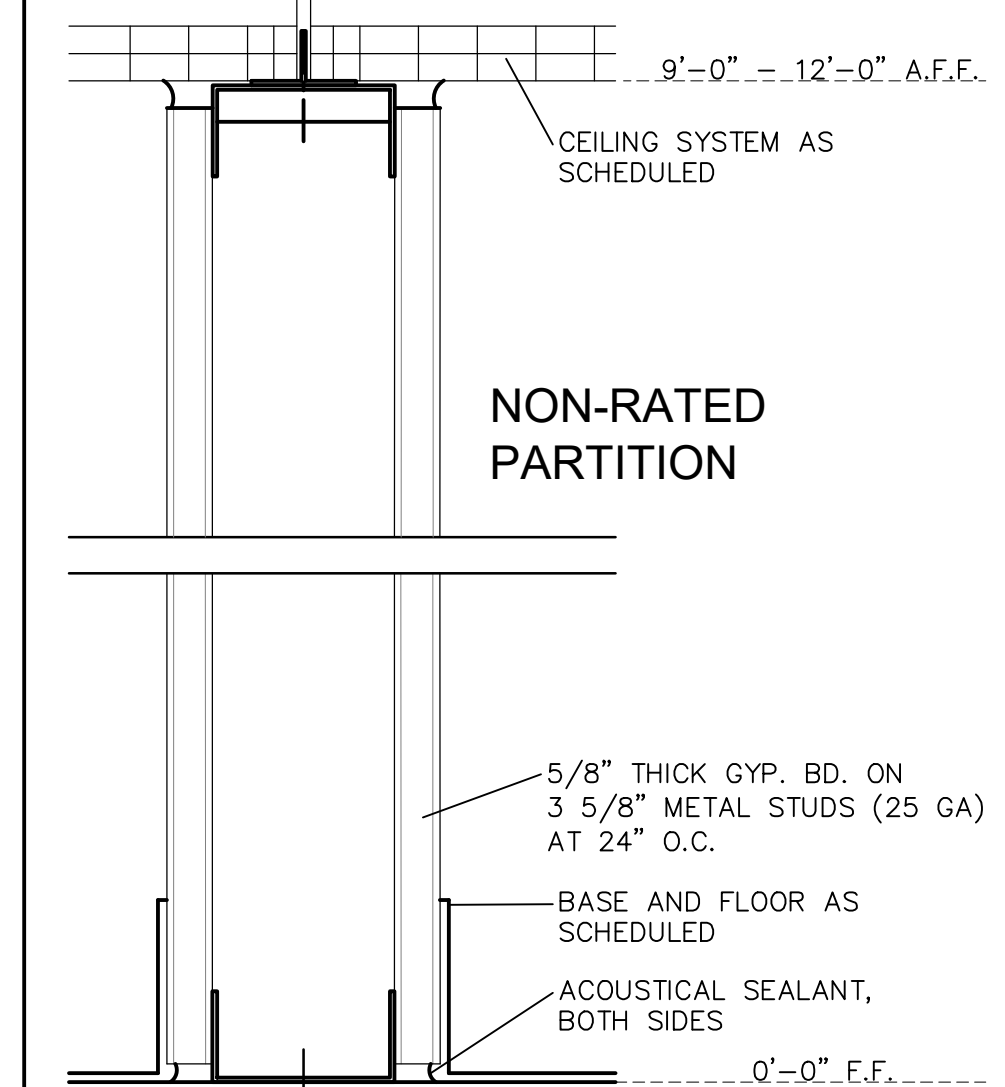
- D1) 3'-0" X 7'-0" GLASS DOOR
- D2) 3'-0" X 7'-0" H.M. DOOR
- D3) 3'-0" X 7'-0" H.C. DOOR

KEY NOTES:

- 1) EXISTING DEMISING WALL
- 2) EXISTING TILT WALL

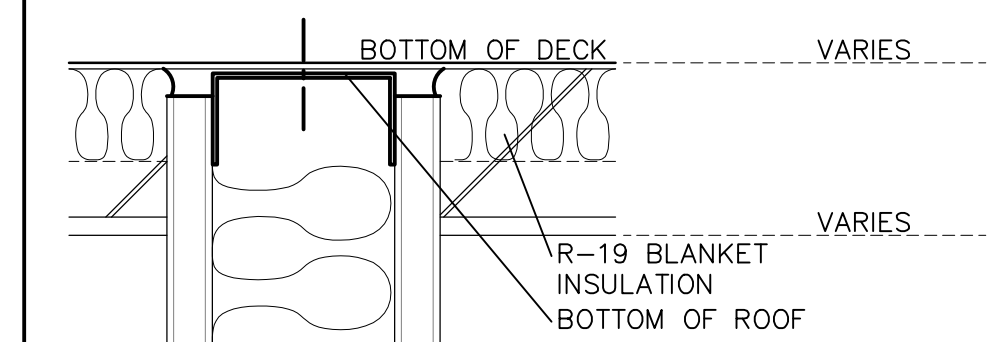


NON-RATED PARTITION

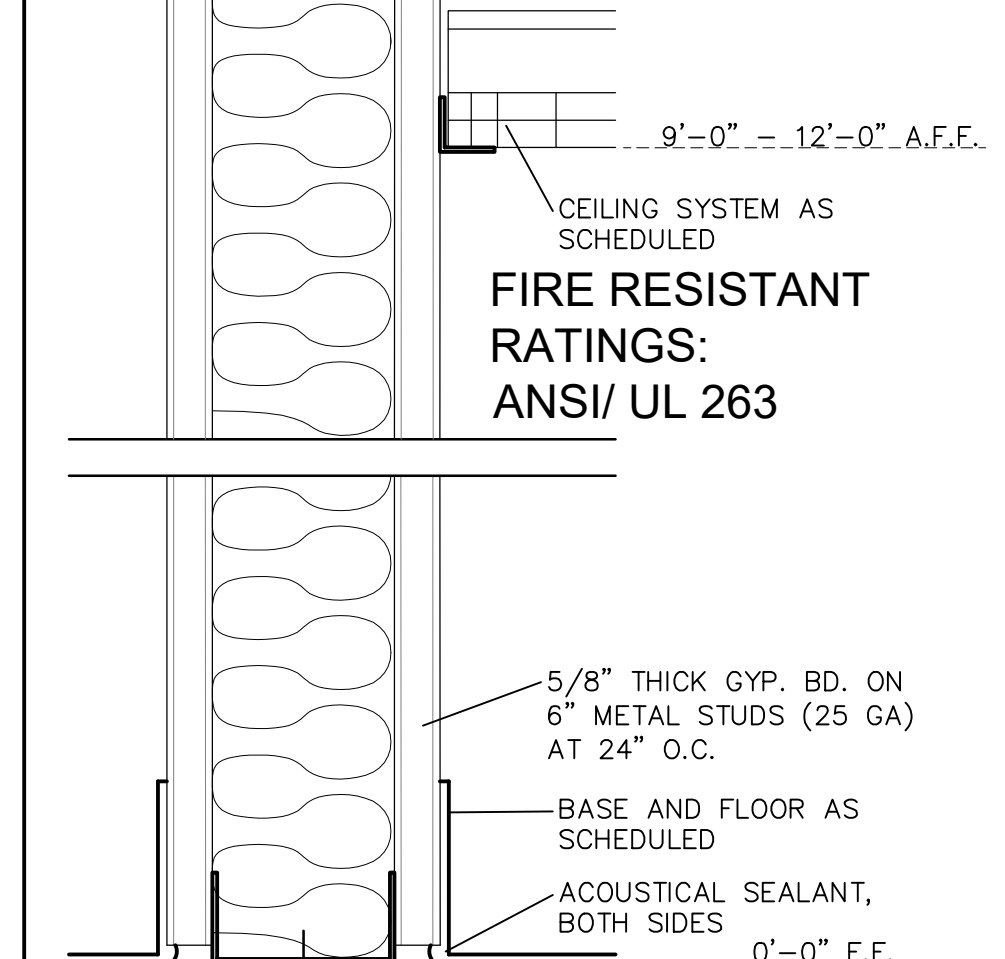


2 TYPICAL WALL SECTION

SCALE: 3/4" = 1'-0"

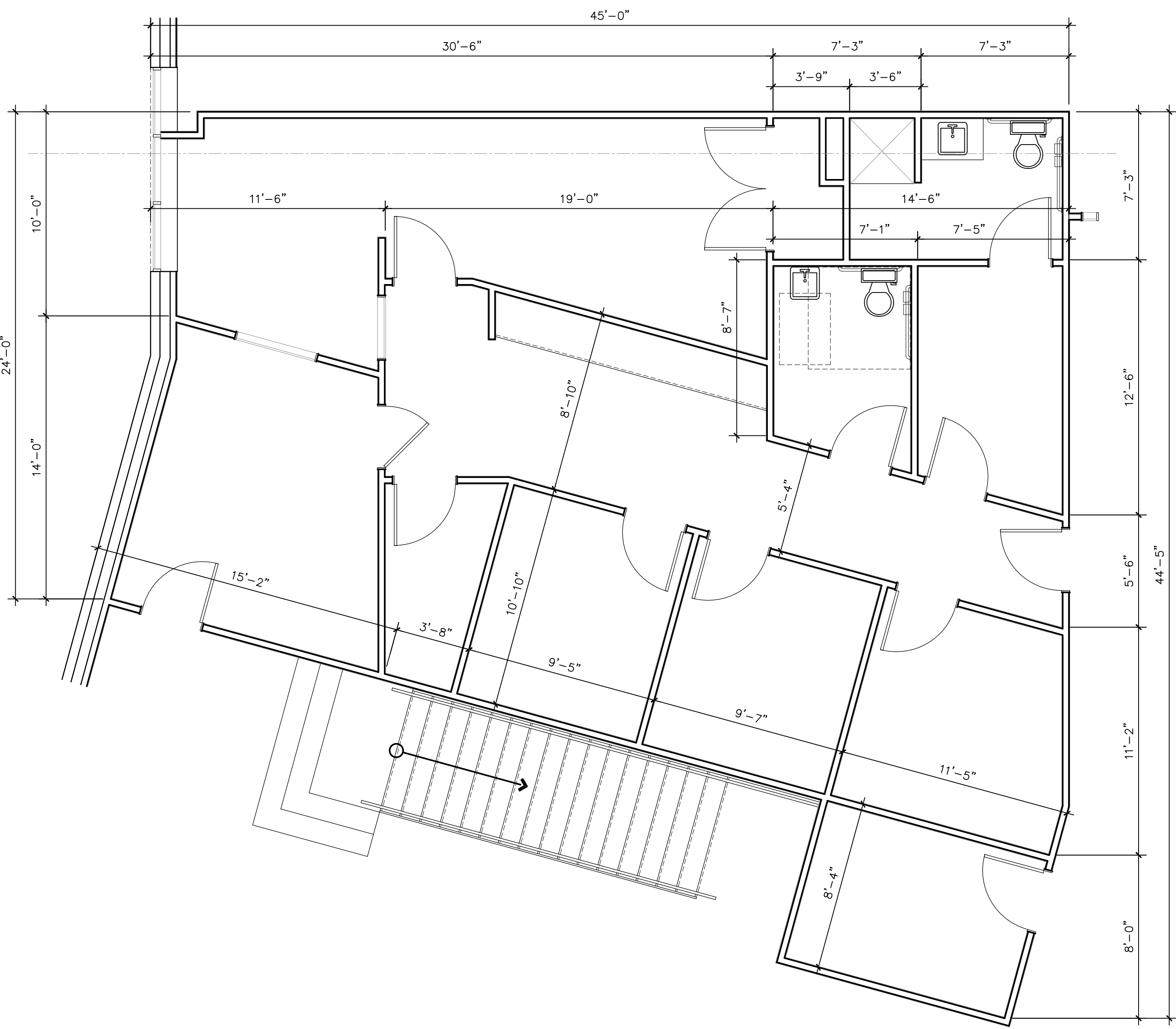


FIRE RESISTANT RATINGS: ANSI/ UL 263



1 TYP. DEMISING WALL SECTION

SCALE: N.T.S.



3 SUITE 110 - FLOOR PLAN

SCALE: 1/4" = 1'-0" 1,388 SF

ACS architecture | asbuilts
 multifamily hospitality industrial commercial
 1322 Space Park Drive
 Suite B-122
 Houston • Texas 77058
 info@acs-architecture.com
 281.767.9000 voice
 Firm Registration No. BR2307

CITIZENS NATIONAL BANK

1305 W JEFFERSON WAXAHACHIE, TX 75165

ACS.2022.0903
 200 N. ELM ST
 WAXAHACHIE, TEXAS 75165

© ACS architecture | asbuilts
 2022 ACS ARCHITECTURE, LLC DOCUMENTS AND INSTRUMENTS OF SERVICE ARE GIVEN IN CONFIDENCE AND REMAIN THE PROPERTY OF ACS ARCHITECTURE, LLC. THIS DOCUMENT AND THE INFORMATION CONTAINED HEREIN MAY NOT BE DUPLICATED, USED, OR DISCLOSED WITHOUT WRITTEN CONSENT OF ACS ARCHITECTURE, LLC. THIS IS AN UNPUBLISHED SURVEY DOCUMENT OFFERED BY ACS ARCHITECTURE, LLC. IT IS SUBMITTED FOR YOUR PERSONAL USE IN CONNECTION WITH THE CONTRACTED PROJECT PERFORMED BY ACS ARCHITECTURE, LLC. ALL OR ANY PART OF THE SURVEY DOCUMENT (EXCEPTING REGISTERED TRADEMARKS) REMAINS THE PROPERTY OF ACS ARCHITECTURE, LLC.

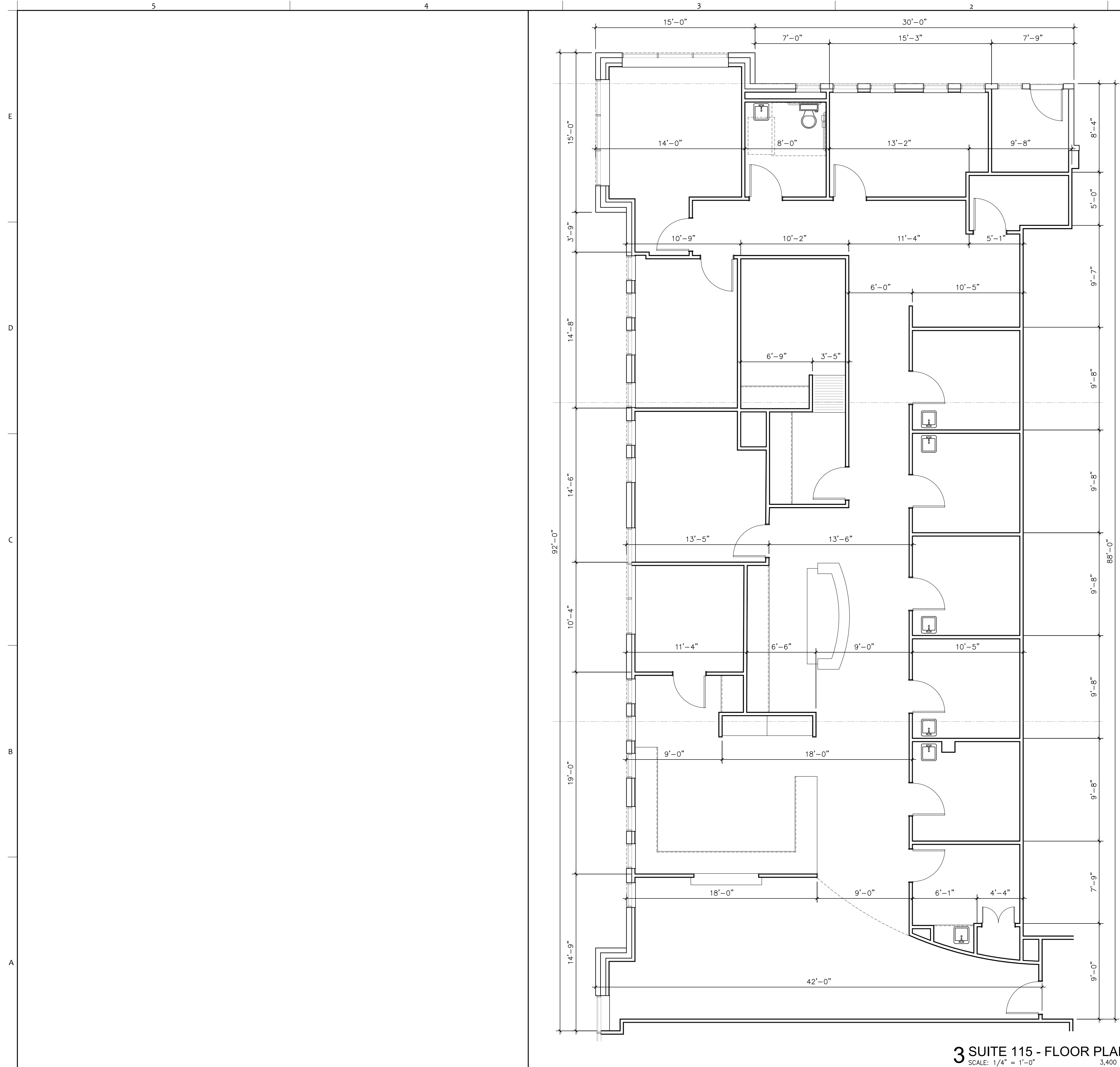
Revision Date:

Issue/Date

ASBUILT DRAWINGS: 10.31.22

A2.11

EXISTING FLOOR PLAN
 SUITE 110
 PARTITION TYPES
 GENERAL INFORMATION



3 SUITE 115 - FLOOR PLAN
SCALE: 1/4" = 1'-0" 3,400 SF

GENERAL NOTES:
1. CONTRACTOR TO FIELD VERIFY ALL EXISTING CONDITIONS AND NOTIFY ARCHITECT OF ANY DISCREPANCY, P.T.C.

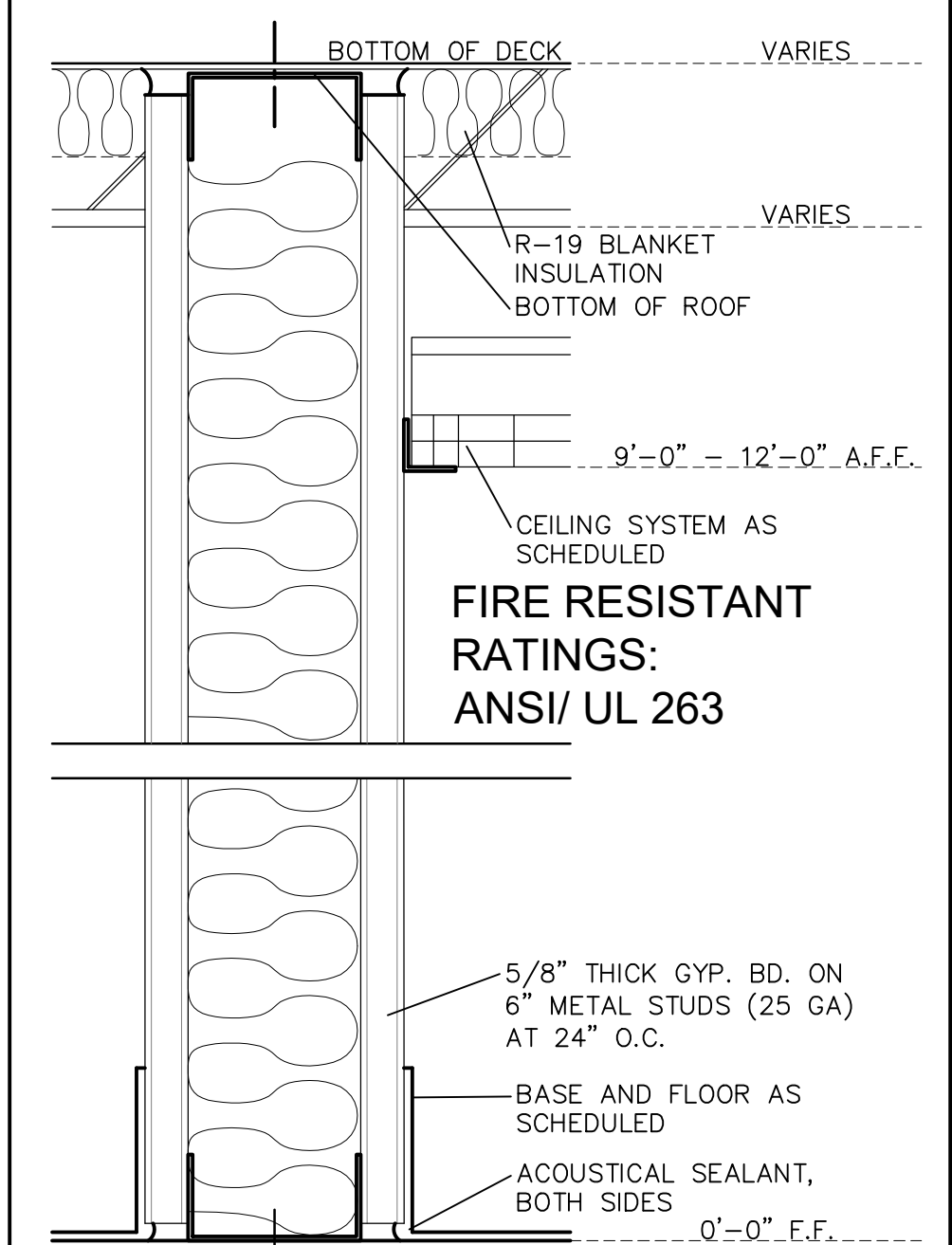
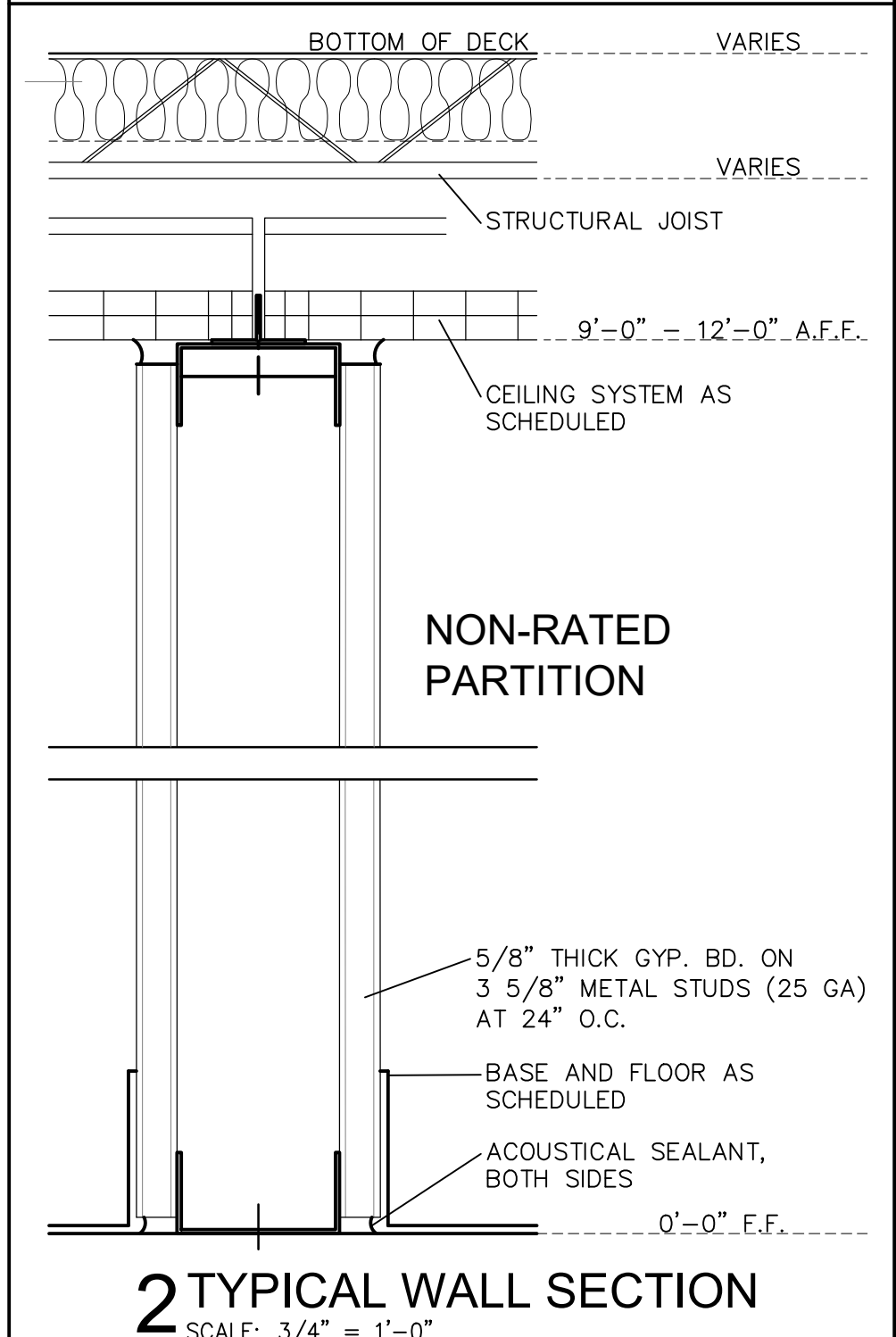
LEGEND:

 EXTERIOR WALL: MASONRY BRICK OVER MASONRY TILT PANEL W/ 3 5/8" W/ 5/8" GYP. BOARD
 EXISTING DEMISING WALL - 1HR RATED PARTITION: 6" METAL STUDS W/ 5/8" GYP. BOARD BOTH SIDES
 EXISTING INTERIOR WALL - NON-RATED PARTITION: 3 5/8" METAL STUDS W/ 5/8" GYP. BOARD BOTH SIDES

LEGEND:

 D1) 3'-0" X 7'-0" GLASS DOOR
 D2) 3'-0" X 7'-0" H.M. DOOR
 D3) 3'-0" X 7'-0" H.C. DOOR

KEY NOTES:
 ① EXISTING DEMISING WALL
 ② EXISTING TILT WALL



ACS architecture | asbuilts
 multifamily hospitality industrial commercial
 1322 Space Park Drive
 Suite B-122
 Houston • Texas 77058
 info@acs-architecture.com
 281.767.9000 voice
 Firm Registration No. BR2307

CITIZENS NATIONAL BANK

1305 W JEFFERSON WAXAHACHIE, TX 75165

ACS.2022.0903
 200 N. ELM ST
 WAXAHACHIE, TEXAS 75165

© ACS architecture | asbuilts
 2022 ACS ARCHITECTURE, LLC DOCUMENTS AND INSTRUMENTS OF SERVICE ARE GIVEN IN CONFIDENCE AND REMAIN THE PROPERTY OF ACS ARCHITECTURE, LLC. THIS DOCUMENT AND THE INFORMATION CONTAINED HEREIN MAY NOT BE DUPLICATED, USED, OR DISCLOSED WITHOUT WRITTEN CONSENT OF ACS ARCHITECTURE, LLC. THIS IS AN UNPUBLISHED SURVEY DOCUMENT OFFERED BY ACS ARCHITECTURE, LLC. IT IS SUBMITTED FOR YOUR PERSONAL USE IN CONNECTION WITH THE CONTRACTED PROJECT PERFORMED BY ACS ARCHITECTURE, LLC. ALL OR ANY PART OF THE SURVEY DOCUMENT (EXCEPTING REGISTERED TRADEMARKS) REMAINS THE PROPERTY OF ACS ARCHITECTURE, LLC.

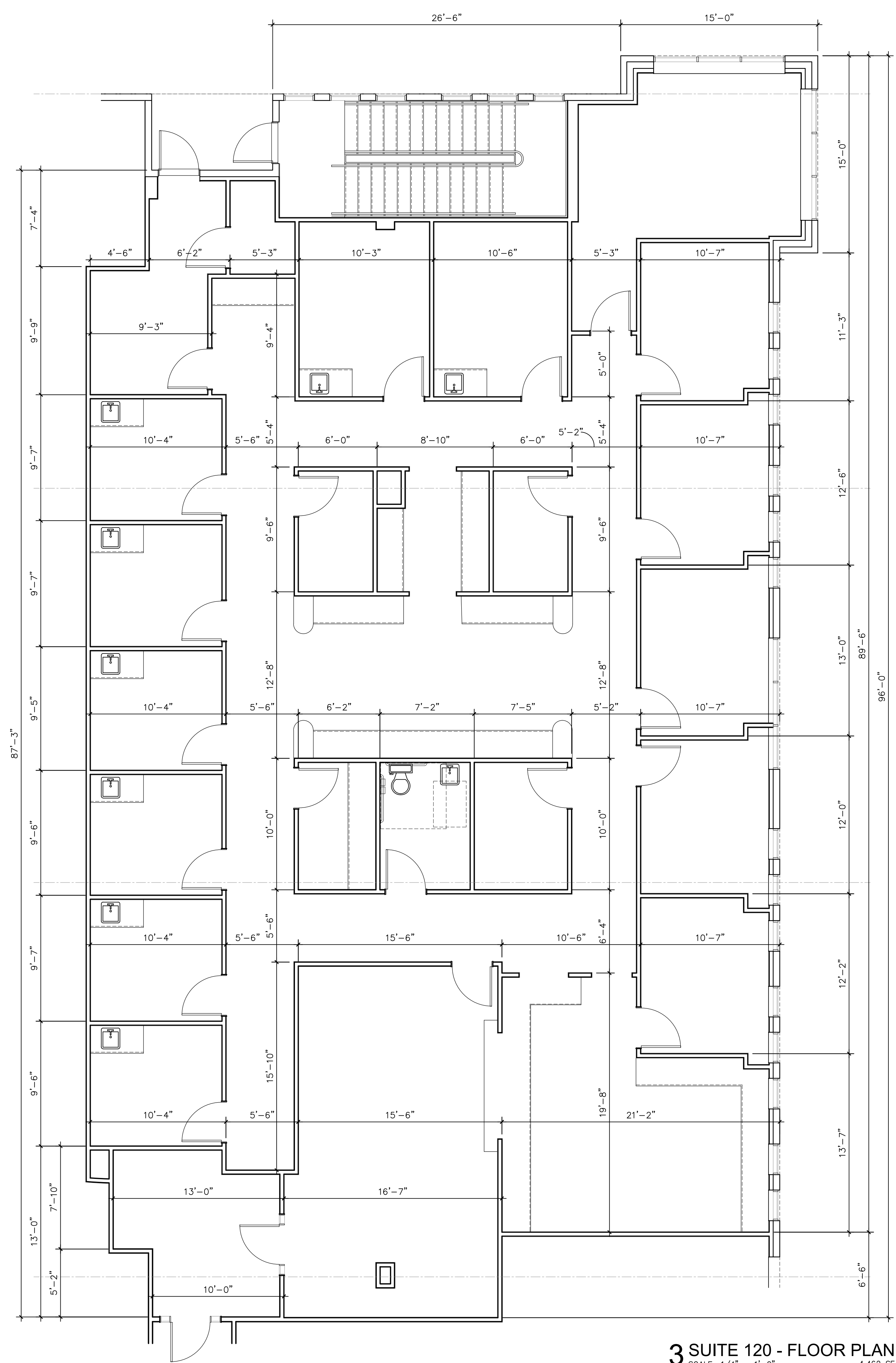
Revision Date:

Issue/Date

ASBUILT DRAWINGS: 10.31.22

A2.12

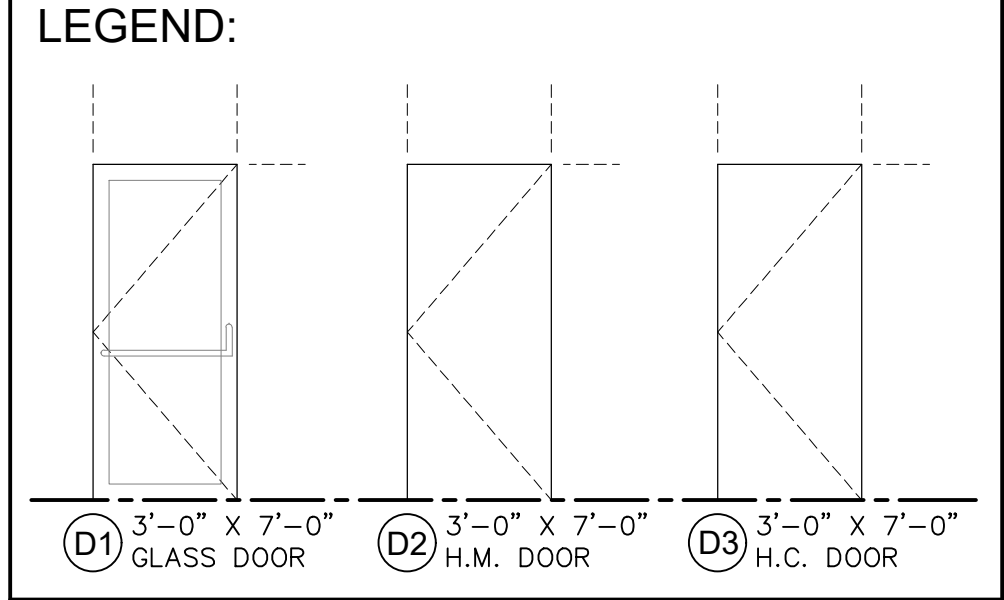
EXISTING FLOOR PLAN
 SUITE 115
 PARTITION TYPES
 GENERAL INFORMATION



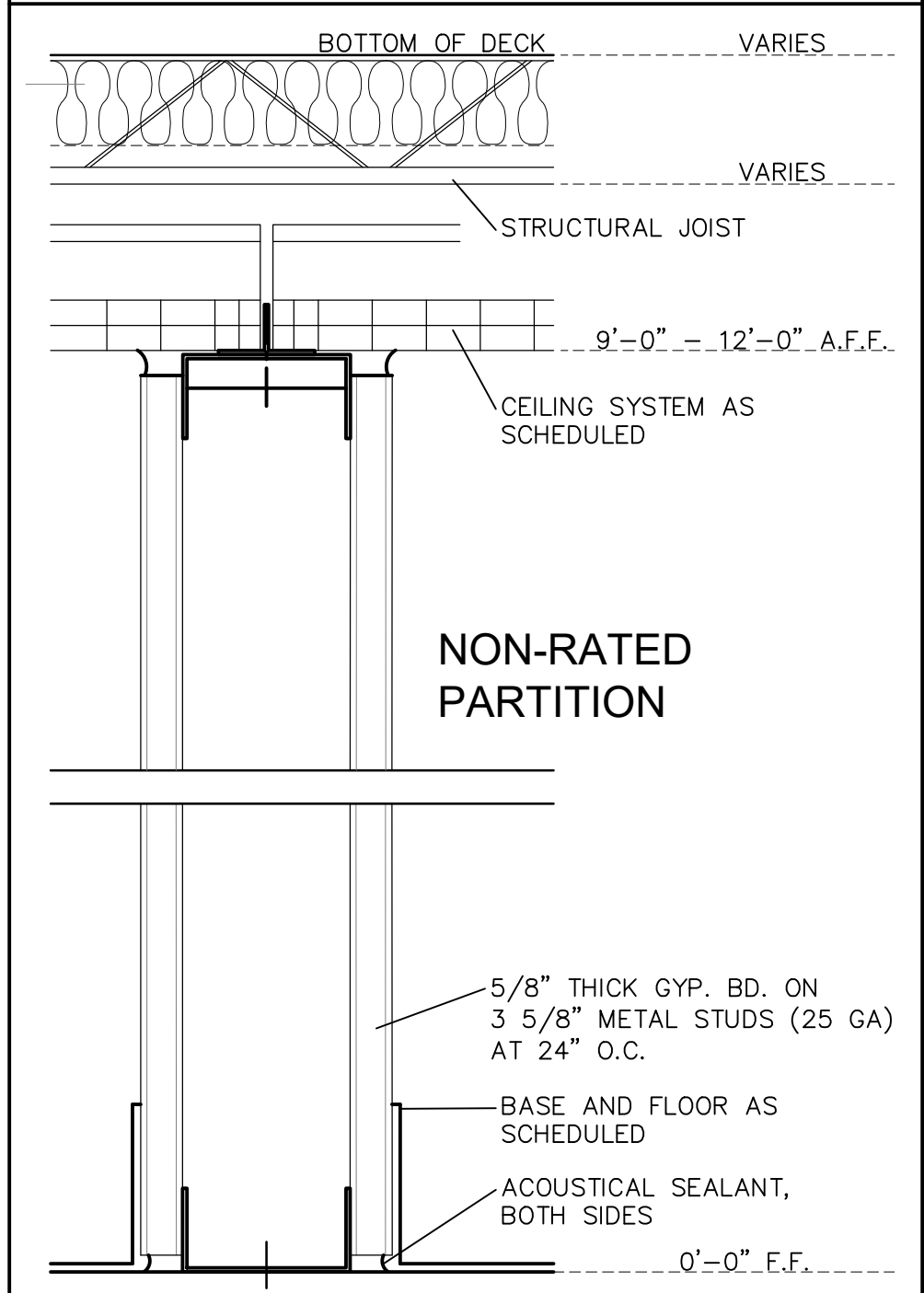
3 SUITE 120 - FLOOR PLAN
 SCALE: 1/4" = 1'-0" 4,462 SF

GENERAL NOTES:
 1. CONTRACTOR TO FIELD VERIFY ALL EXISTING CONDITIONS AND NOTIFY ARCHITECT OF ANY DISCREPANCY, P.T.C.

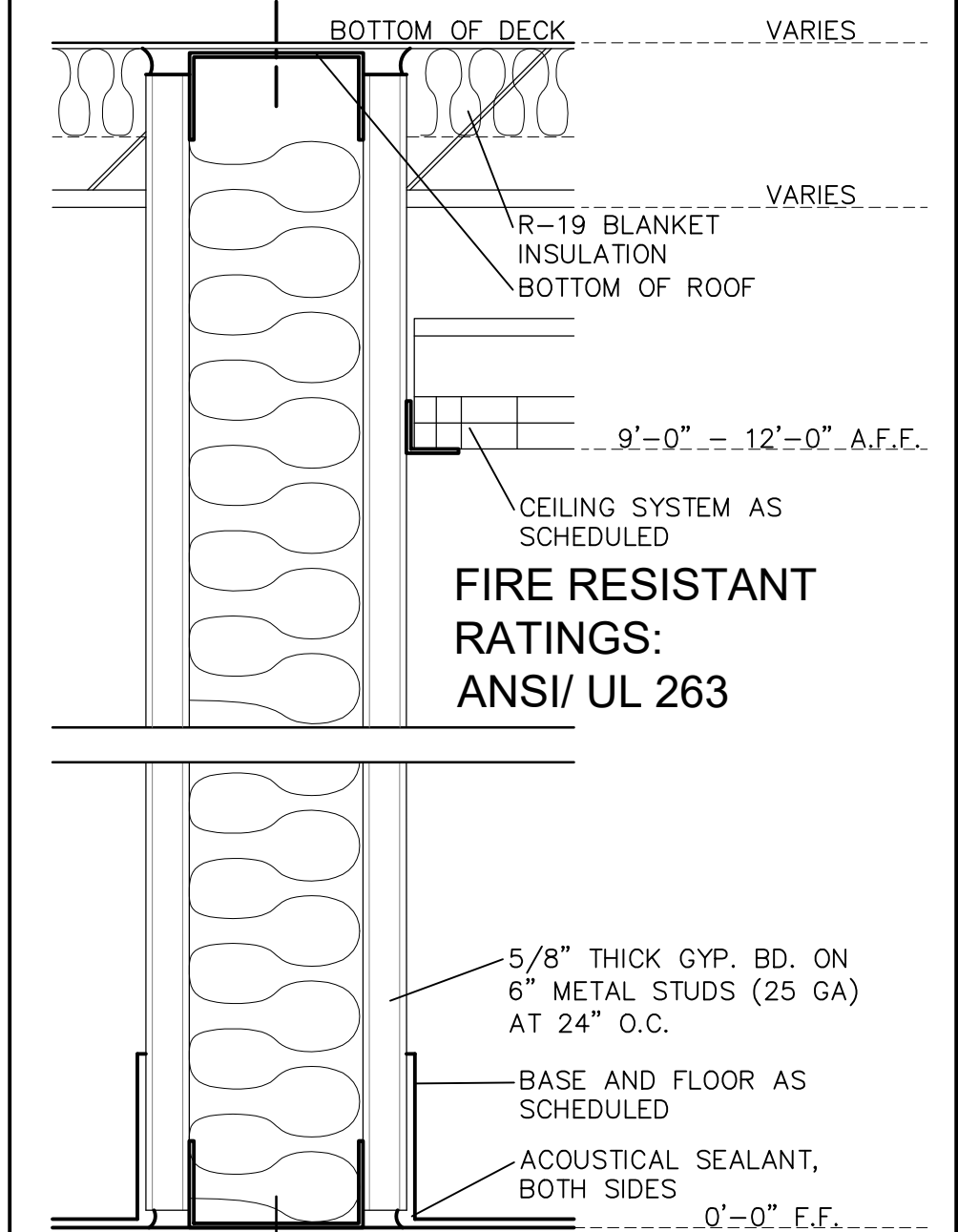
LEGEND:
 [Symbol] EXTERIOR WALL: MASONRY BRICK OVER MASONRY TILT PANEL W/ 3 5/8" W/ 5/8" GYP. BOARD
 [Symbol] EXISTING DEMISING WALL - 1HR RATED PARTITION: 6" METAL STUDS W/ 5/8" GYP. BOARD BOTH SIDES
 [Symbol] EXISTING INTERIOR WALL - NON-RATED PARTITION: 3 5/8" METAL STUDS W/ 5/8" GYP. BOARD BOTH SIDES



KEY NOTES:
 ① EXISTING DEMISING WALL
 ② EXISTING TILT WALL



2 TYPICAL WALL SECTION
 SCALE: 3/4" = 1'-0"



1 TYP. DEMISING WALL SECTION
 SCALE: N.T.S.

ACS architecture | asbuilts
 multifamily hospitality industrial commercial
 1322 Space Park Drive
 Suite B-122
 Houston • Texas 77058
 info@acs-architecture.com
 281.767. 9000 voice
 Firm Registration No. BR2307

CITIZENS NATIONAL BANK

1305 W JEFFERSON WAXAHACHIE, TX 75165

ACS.2022.0903
 200 N. ELM ST
 WAXAHACHIE, TEXAS 75165

© ACS architecture | asbuilts
 2022 ACS ARCHITECTURE, LLC DOCUMENTS AND INSTRUMENTS OF SERVICE ARE GIVEN IN CONFIDENCE AND REMAIN THE PROPERTY OF ACS ARCHITECTURE, LLC. THIS DOCUMENT AND THE INFORMATION CONTAINED HEREIN MAY NOT BE DUPLICATED, USED, OR DISCLOSED WITHOUT WRITTEN CONSENT OF ACS ARCHITECTURE, LLC. THIS IS AN UNPUBLISHED SURVEY DOCUMENT OFFERED BY ACS ARCHITECTURE, LLC. IT IS SUBMITTED FOR YOUR PERSONAL USE IN CONNECTION WITH THE CONTRACTED PROJECT PERFORMED BY ACS ARCHITECTURE, LLC. ALL OR ANY PART OF THE SURVEY DOCUMENT (EXCEPTING REGISTERED TRADEMARKS) REMAINS THE PROPERTY OF ACS ARCHITECTURE, LLC.

Revision Date:

Issue/Date

ASBUILT DRAWINGS: 10.31.22

A2.13

EXISTING FLOOR PLAN
 SUITE 120
 PARTITION TYPES
 GENERAL INFORMATION

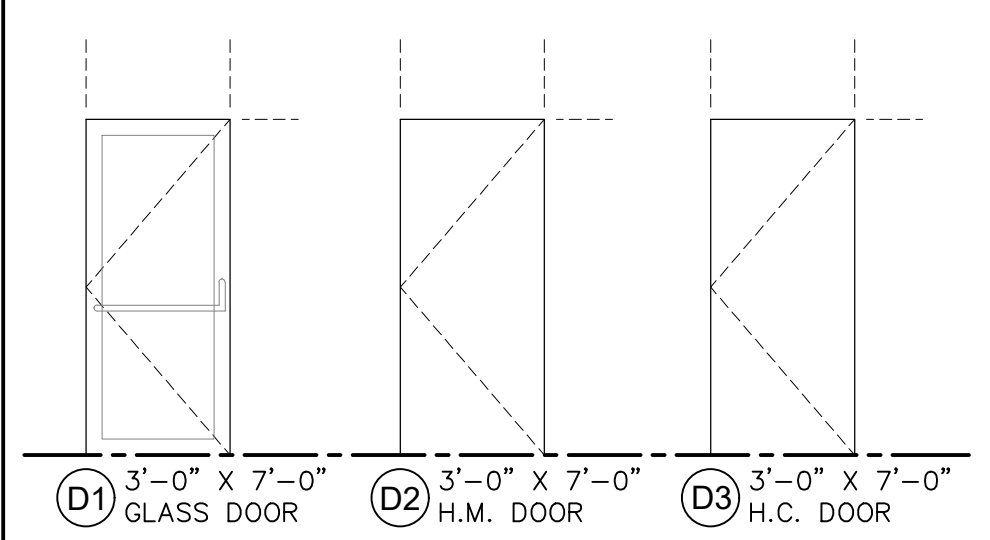
GENERAL NOTES:

1. CONTRACTOR TO FIELD VERIFY ALL EXISTING CONDITIONS AND NOTIFY ARCHITECT OF ANY DISCREPANCY, P.T.C.

LEGEND:

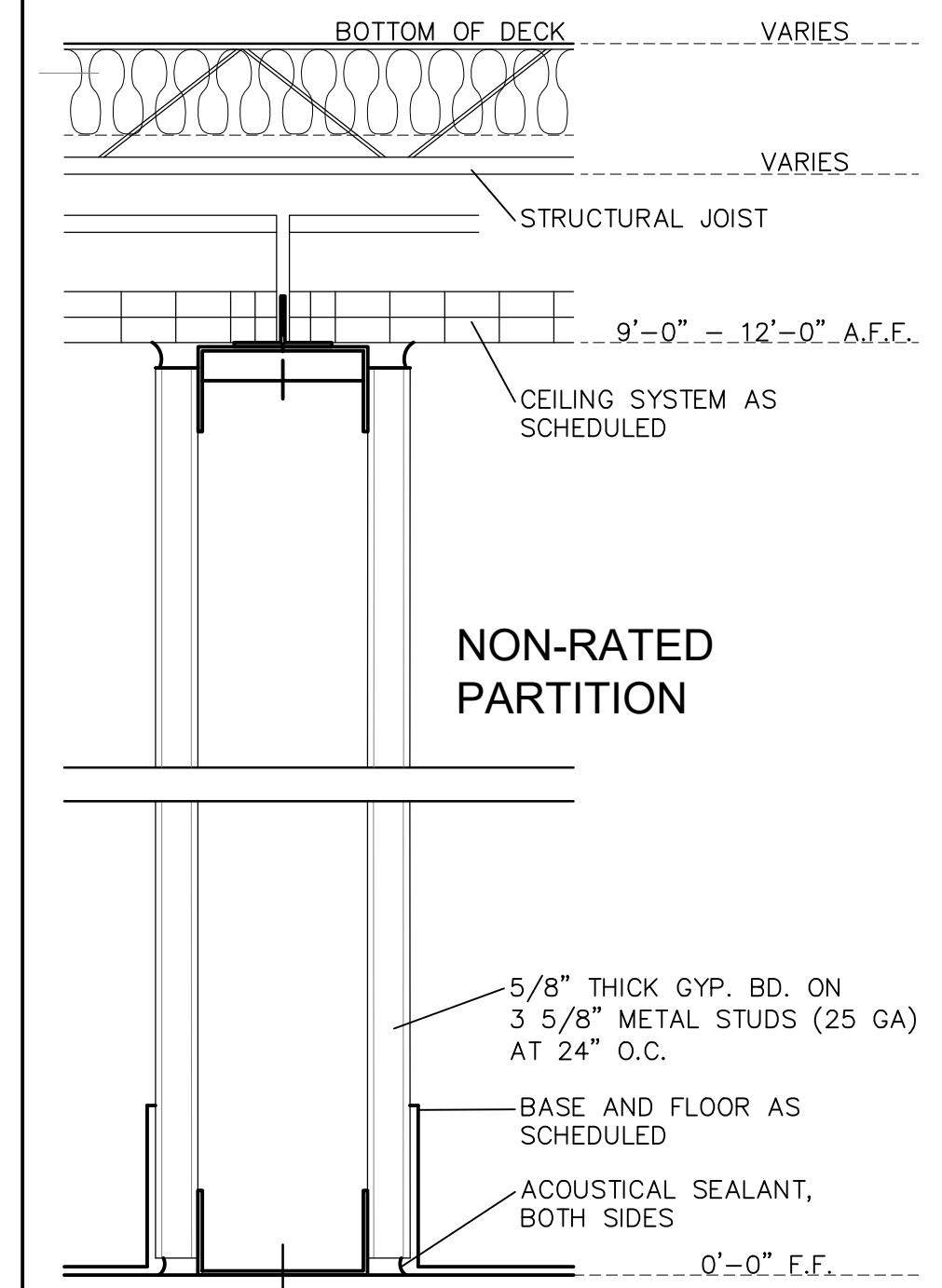
EXTERIOR WALL: MASONRY BRICK OVER MASONRY TILT PANEL W/ 3 5/8" W/ 5/8" GYP. BOARD
 EXISTING DEMISING WALL - 1HR RATED PARTITION: 6" METAL STUDS W/ 5/8" GYP. BOARD BOTH SIDES
 EXISTING INTERIOR WALL - NON-RATED PARTITION: 3 5/8" METAL STUDS W/ 5/8" GYP. BOARD BOTH SIDES

LEGEND:

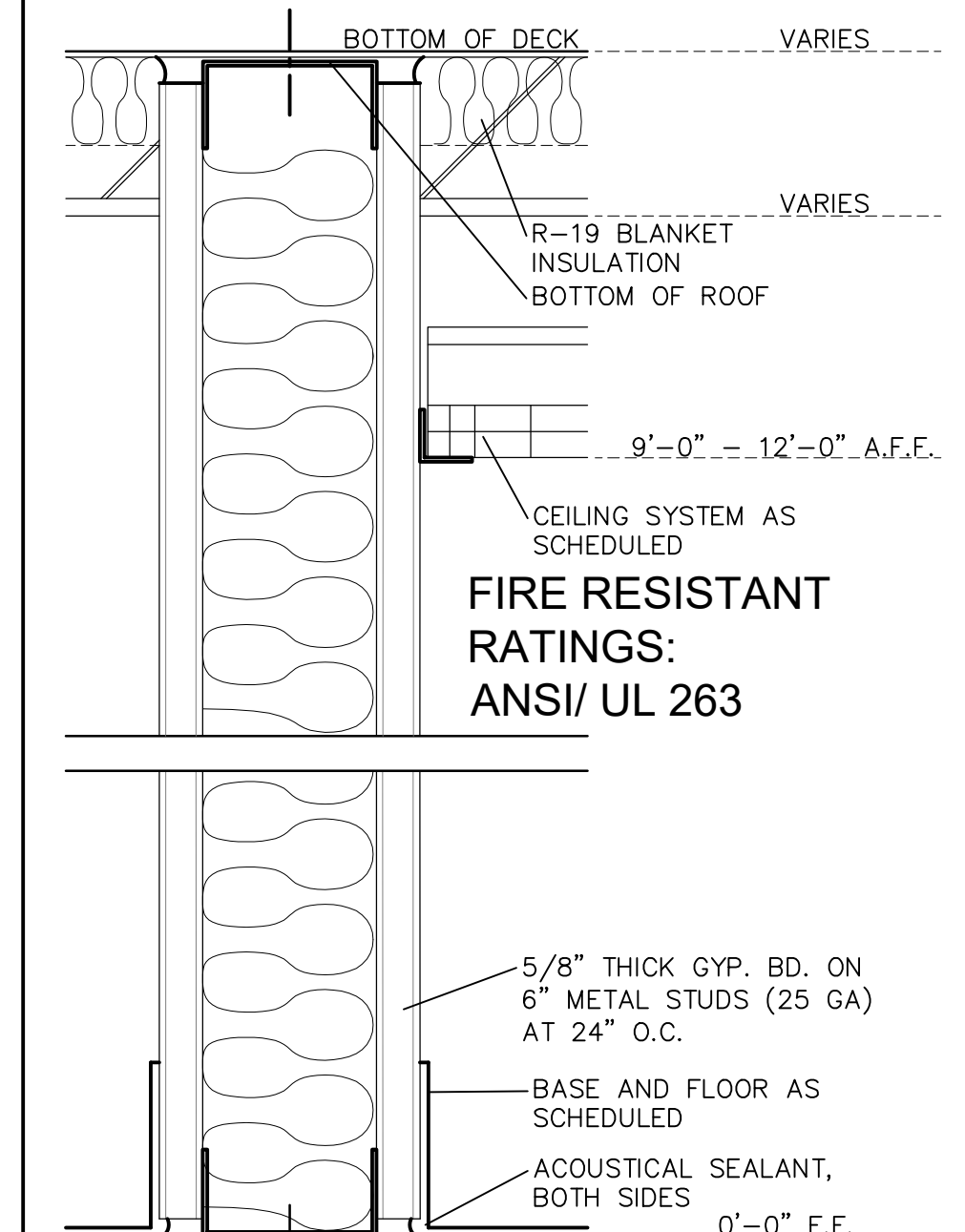


KEY NOTES:

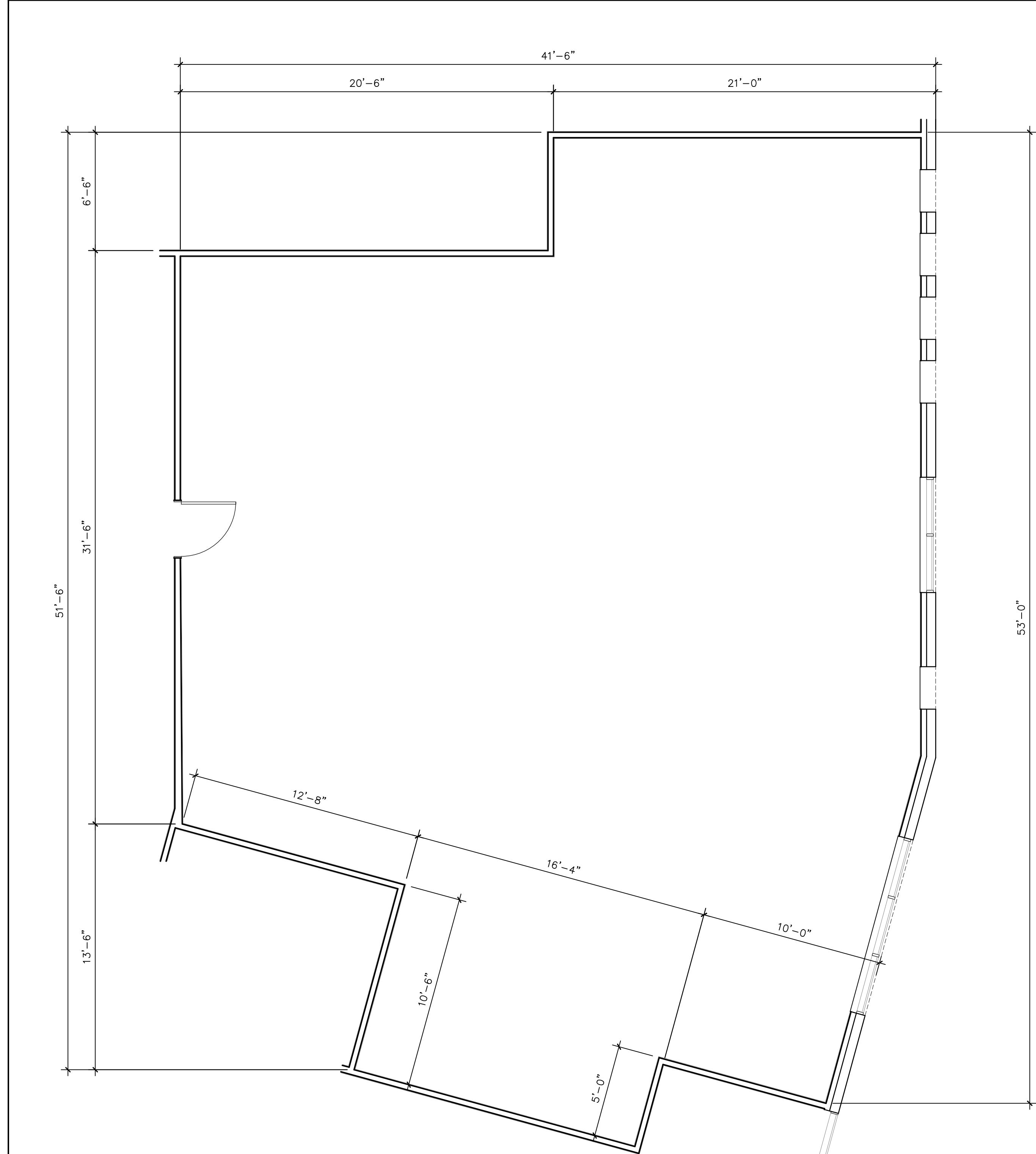
- (1) EXISTING DEMISING WALL
- (2) EXISTING TILT WALL



2 TYPICAL WALL SECTION
 SCALE: 3/4" = 1'-0"



1 TYP. DEMISING WALL SECTION
 SCALE: N.T.S.



3 SUITE 130 - FLOOR PLAN
 SCALE: 1/4" = 1'-0" 1,882 SF

ACS architecture | asbuilts
 multifamily hospitality industrial commercial
 1322 Space Park Drive
 Suite B-122
 Houston • Texas 77058
 info@acs-architecture.com
 281.767.9000 voice
 Firm Registration No. BR2307

CITIZENS NATIONAL BANK

1305 W JEFFERSON WAXAHACHIE, TX 75165

ACS.2022.0903
 200 N. ELM ST
 WAXAHACHIE, TEXAS 75165

© ACS architecture | asbuilts
 2022 ACS ARCHITECTURE, LLC DOCUMENTS AND INSTRUMENTS OF SERVICE ARE GIVEN IN CONFIDENCE AND REMAIN THE PROPERTY OF ACS ARCHITECTURE, LLC. THIS DOCUMENT AND THE INFORMATION CONTAINED HEREIN MAY NOT BE DUPLICATED, USED, OR DISCLOSED WITHOUT WRITTEN CONSENT OF ACS ARCHITECTURE, LLC. THIS IS AN UNPUBLISHED SURVEY DOCUMENT OFFERED BY ACS ARCHITECTURE, LLC. IT IS SUBMITTED FOR YOUR PERSONAL USE IN CONNECTION WITH THE CONTRACTED PROJECT PERFORMED BY ACS ARCHITECTURE, LLC. ALL OR ANY PART OF THE SURVEY DOCUMENT (EXCEPTING REGISTERED TRADEMARKS) REMAINS THE PROPERTY OF ACS ARCHITECTURE, LLC.

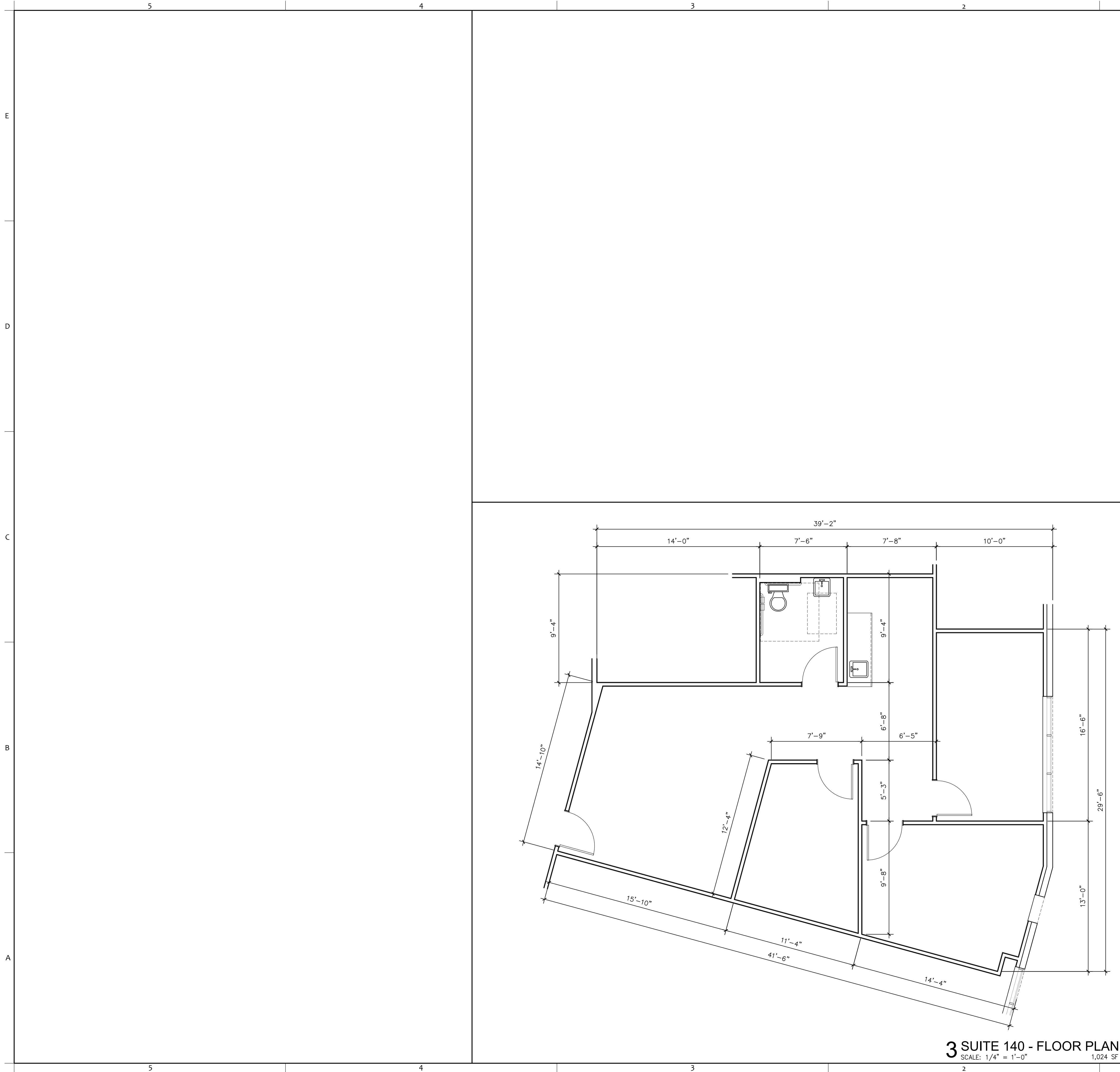
Revision Date:

Issue/Date

ASBUILT DRAWINGS: 10.31.22

A2.14

EXISTING FLOOR PLAN
 SUITE 130
 PARTITION TYPES
 GENERAL INFORMATION



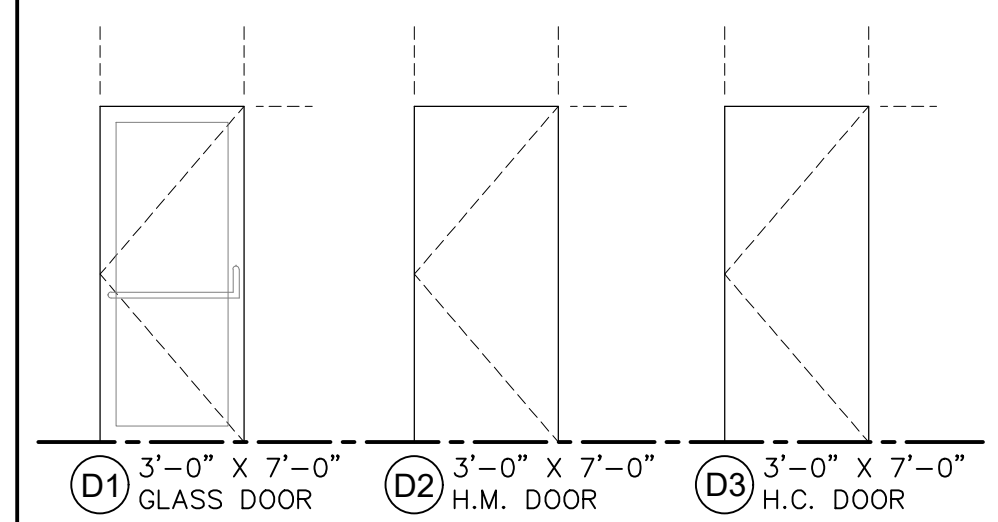
GENERAL NOTES:

- CONTRACTOR TO FIELD VERIFY ALL EXISTING CONDITIONS AND NOTIFY ARCHITECT OF ANY DISCREPANCY, P.T.C.

LEGEND:

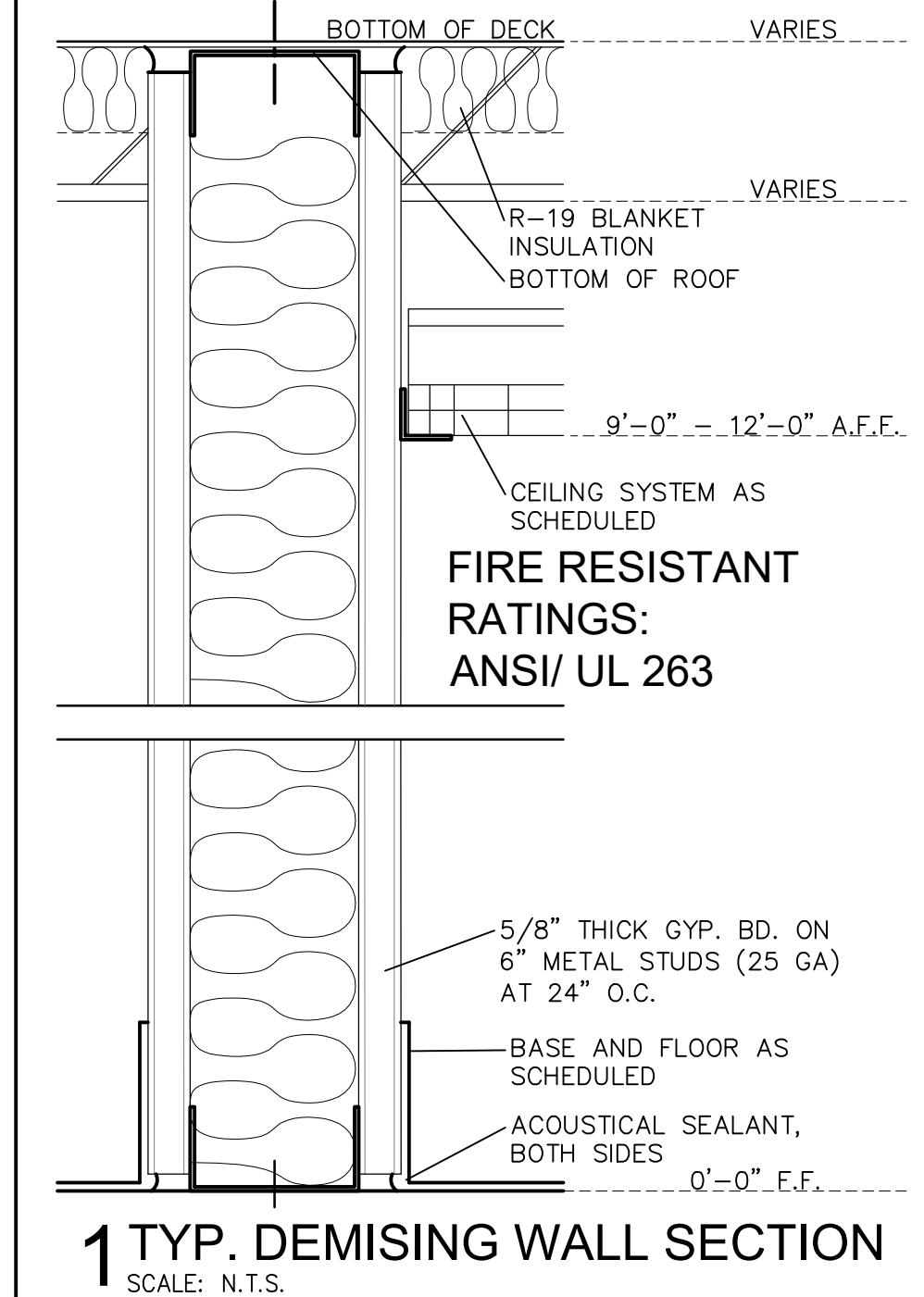
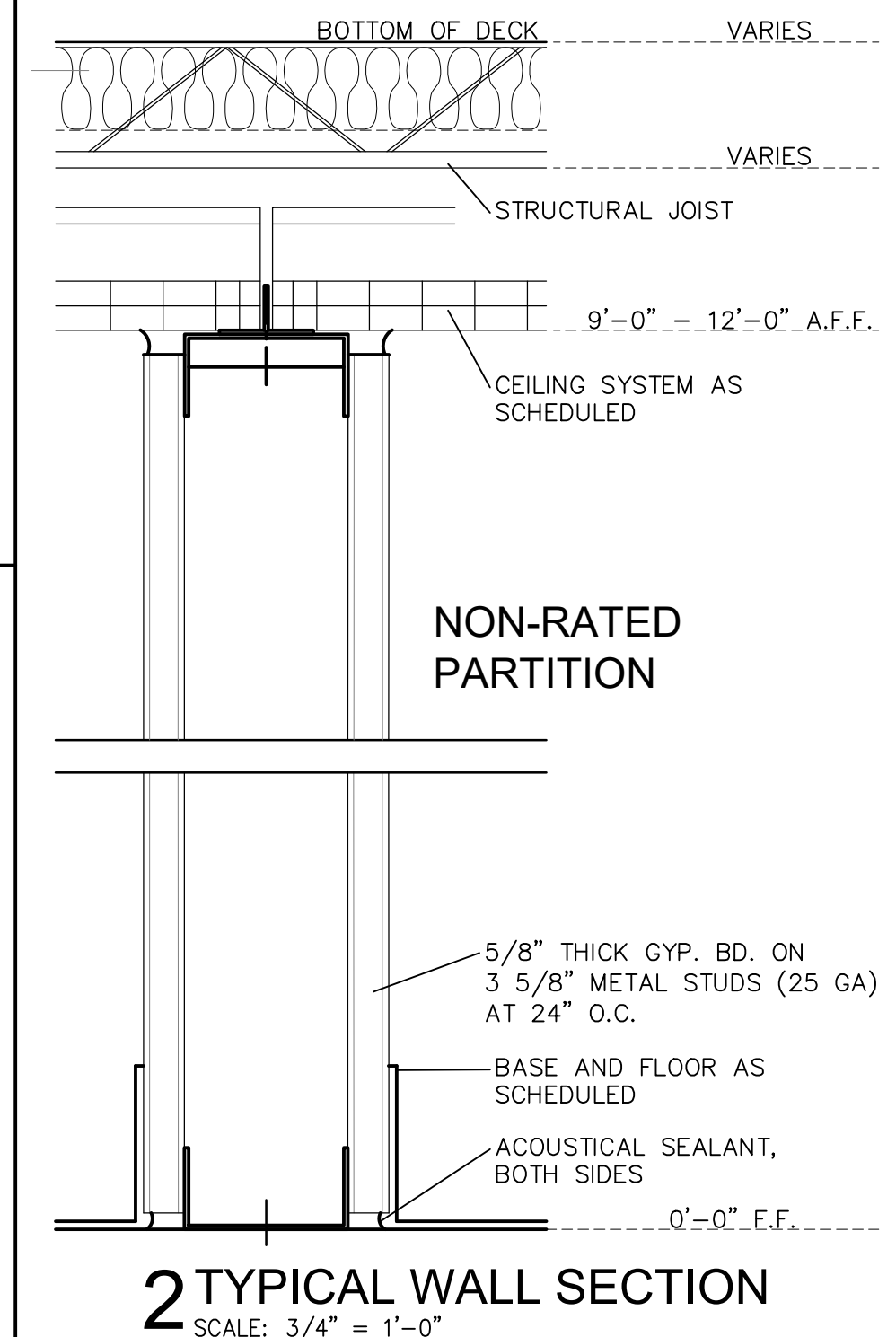
- ▬ EXTERIOR WALL: MASONRY BRICK OVER MASONRY TILT PANEL W/ 3 5/8" W/ 5/8" GYP. BOARD
- ▬ EXISTING DEMISING WALL - 1HR RATED PARTITION: 6" METAL STUDS W/ 5/8" GYP. BOARD BOTH SIDES
- ▬ EXISTING INTERIOR WALL - NON-RATED PARTITION: 3 5/8" METAL STUDS W/ 5/8" GYP. BOARD BOTH SIDES

LEGEND:



KEY NOTES:

- EXISTING DEMISING WALL
- EXISTING TILT WALL



ACS architecture | asbuilts
 multifamily hospitality industrial commercial
 1322 Space Park Drive
 Suite B-122
 Houston • Texas 77058
 info@acs-architecture.com
 281.767.9000 voice
 Firm Registration No. BR2307

CITIZENS NATIONAL BANK

1305 W JEFFERSON
 WAXAHACHIE, TX 75165

ACS.2022.0903

200 N. ELM ST
 WAXAHACHIE, TEXAS 75165

© ACS architecture | asbuilts
 2022 ACS ARCHITECTURE, LLC DOCUMENTS AND INSTRUMENTS OF SERVICE ARE GIVEN IN CONFIDENCE AND REMAIN THE PROPERTY OF ACS ARCHITECTURE, LLC. THIS DOCUMENT AND THE INFORMATION CONTAINED HEREIN MAY NOT BE DUPLICATED, USED, OR DISCLOSED WITHOUT WRITTEN CONSENT OF ACS ARCHITECTURE, LLC. THIS IS AN UNPUBLISHED SURVEY DOCUMENT OFFERED BY ACS ARCHITECTURE, LLC. IT IS SUBMITTED FOR YOUR PERSONAL USE IN CONNECTION WITH THE CONTRACTED PROJECT PERFORMED BY ACS ARCHITECTURE, LLC. ALL OR ANY PART OF THE SURVEY DOCUMENT (EXCEPTING REGISTERED TRADEMARKS) REMAINS THE PROPERTY OF ACS ARCHITECTURE, LLC.

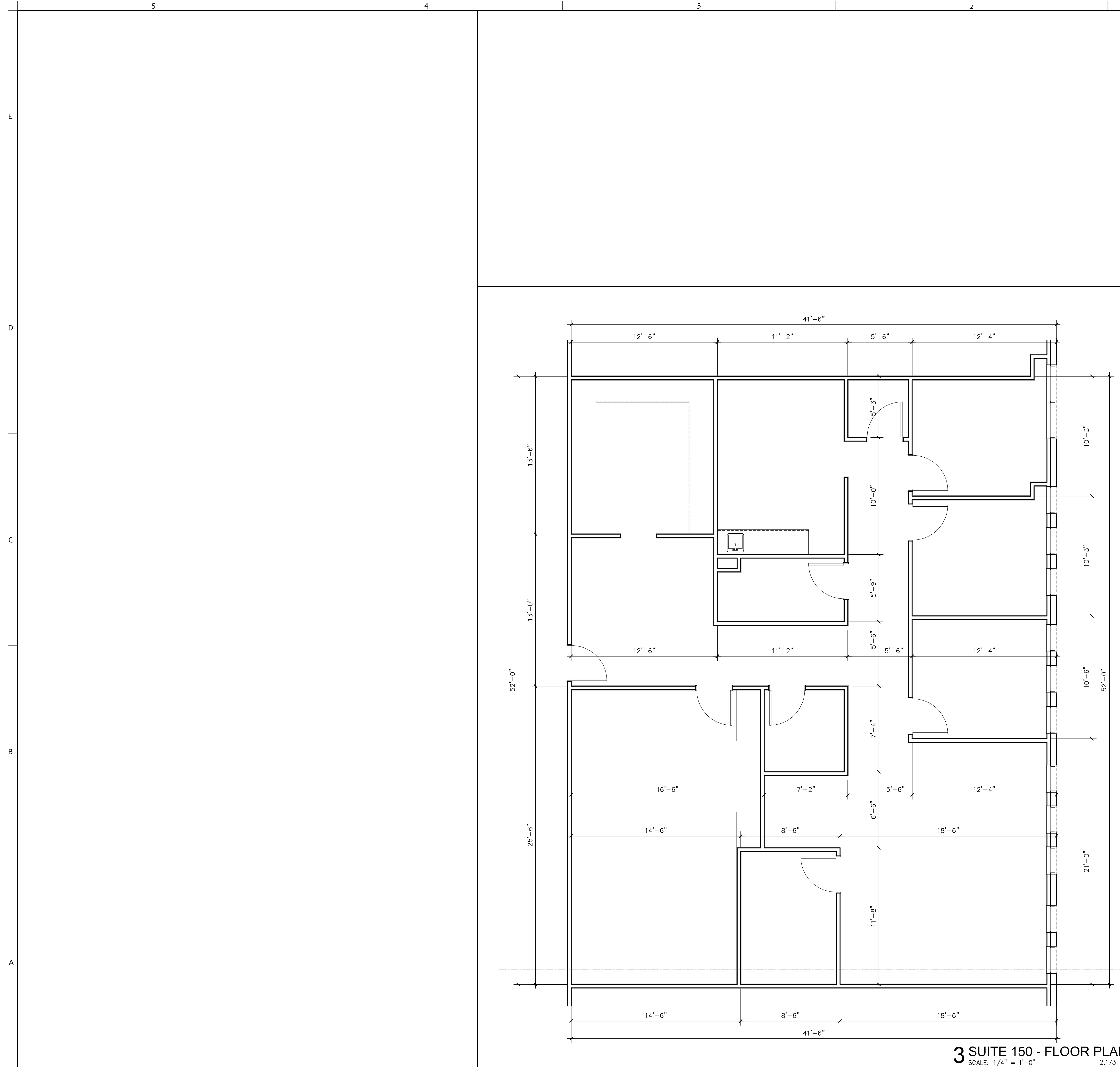
Revision Date:

Issue/Date

ASBUILT DRAWINGS: 10.31.22

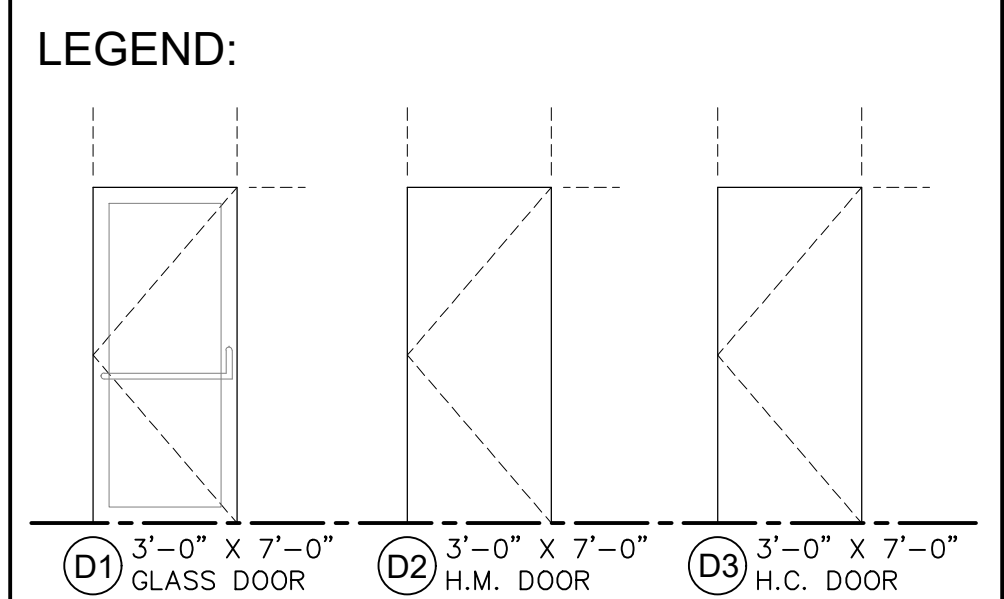
A2.15

EXISTING FLOOR PLAN
 SUITE 140
 PARTITION TYPES
 GENERAL INFORMATION

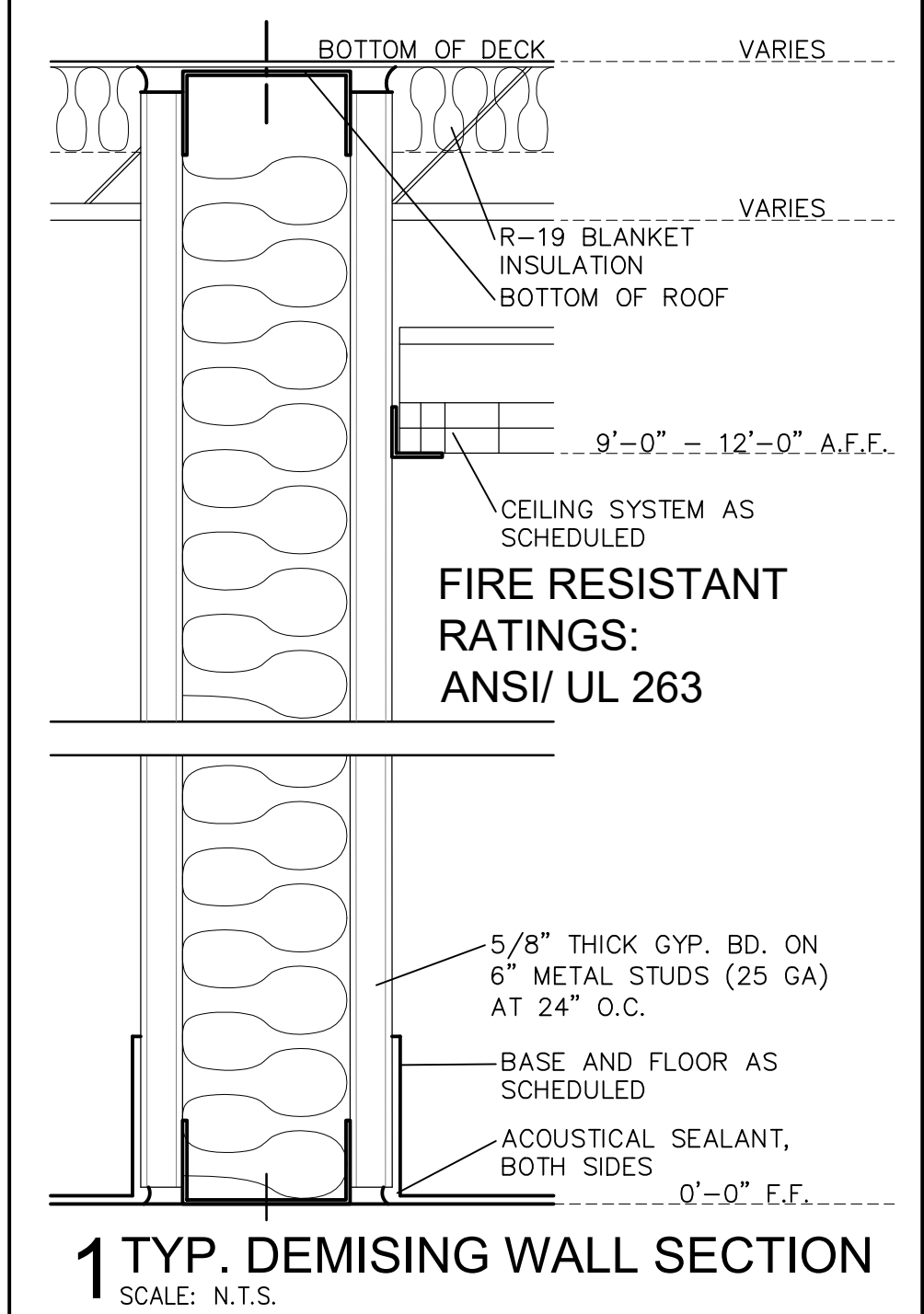
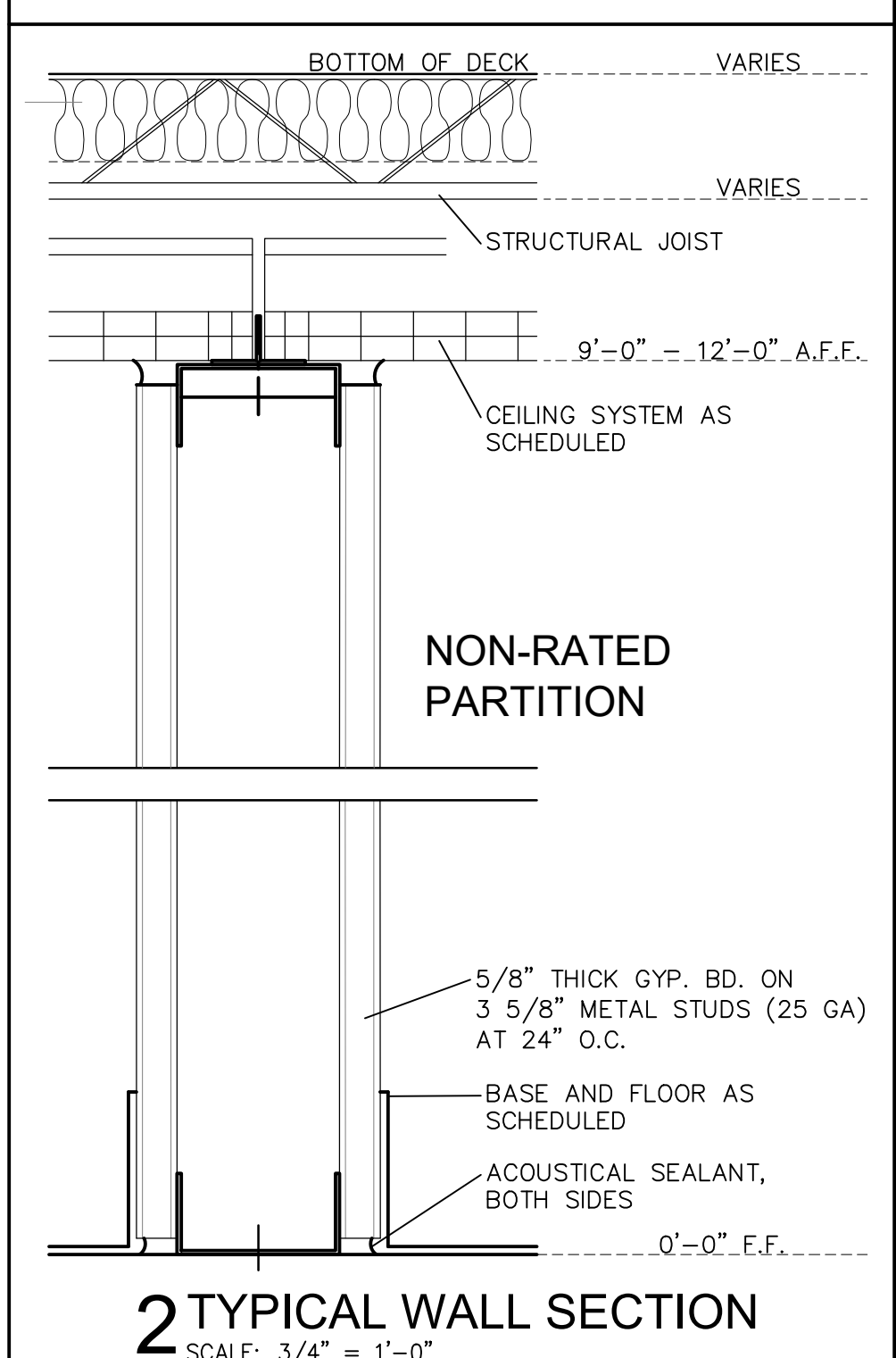


GENERAL NOTES:
 1. CONTRACTOR TO FIELD VERIFY ALL EXISTING CONDITIONS AND NOTIFY ARCHITECT OF ANY DISCREPANCY, P.T.C.

LEGEND:
 [Symbol] EXTERIOR WALL: MASONRY BRICK OVER MASONRY TILT PANEL W/ 3 5/8" W/ 5/8" GYP. BOARD
 [Symbol] EXISTING DEMISING WALL - 1HR RATED PARTITION: 6" METAL STUDS W/ 5/8" GYP. BOARD BOTH SIDES
 [Symbol] EXISTING INTERIOR WALL - NON-RATED PARTITION: 3 5/8" METAL STUDS W/ 5/8" GYP. BOARD BOTH SIDES



KEY NOTES:
 (1) EXISTING DEMISING WALL
 (2) EXISTING TILT WALL



ACS architecture | asbuilts
 multifamily hospitality industrial commercial
 1322 Space Park Drive
 Suite B-122
 Houston • Texas 77058
 info@acs-architecture.com
 281.767.9000 voice
 Firm Registration No. BR2307

CITIZENS NATIONAL BANK

1305 W JEFFERSON WAXAHACHIE, TX 75165

ACS.2022.0903
 200 N. ELM ST
 WAXAHACHIE, TEXAS 75165

© ACS architecture | asbuilts
 2022 ACS ARCHITECTURE, LLC DOCUMENTS AND INSTRUMENTS OF SERVICE ARE GIVEN IN CONFIDENCE AND REMAIN THE PROPERTY OF ACS ARCHITECTURE, LLC. THIS DOCUMENT AND THE INFORMATION CONTAINED HEREIN MAY NOT BE DUPLICATED, USED, OR DISCLOSED WITHOUT WRITTEN CONSENT OF ACS ARCHITECTURE, LLC. THIS IS AN UNPUBLISHED SURVEY DOCUMENT OFFERED BY ACS ARCHITECTURE, LLC. IT IS SUBMITTED FOR YOUR PERSONAL USE IN CONNECTION WITH THE CONTRACTED PROJECT PERFORMED BY ACS ARCHITECTURE, LLC. ALL OR ANY PART OF THE SURVEY DOCUMENT (EXCEPTING REGISTERED TRADEMARKS) REMAINS THE PROPERTY OF ACS ARCHITECTURE, LLC.

Revision Date:

Issue/Date

ASBUILT DRAWINGS: 10.31.22

A2.16

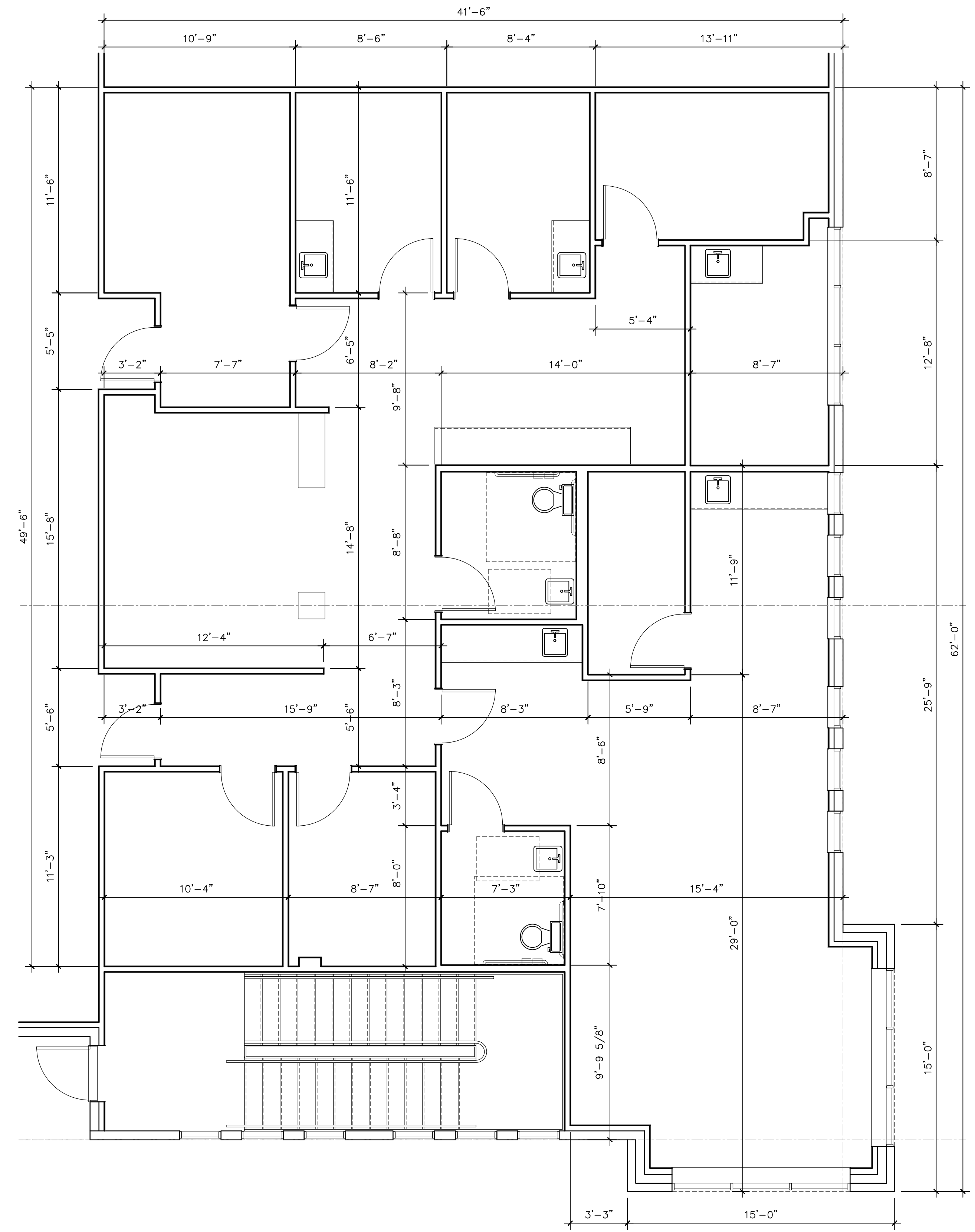
EXISTING FLOOR PLAN
 SUITE 150
 PARTITION TYPES
 GENERAL INFORMATION

3 SUITE 150 - FLOOR PLAN
 SCALE: 1/4" = 1'-0" 2,173 SF

E
D
C
B
A

5 4 3 2 1

5 4 3 2 1

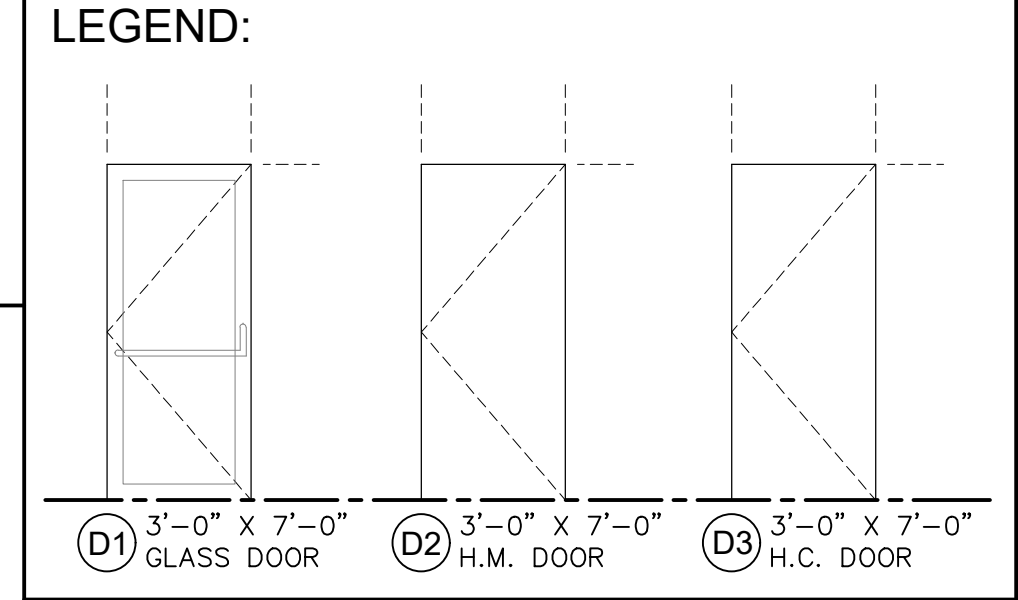


3 SUITE 160 - FLOOR PLAN
SCALE: 1/4" = 1'-0" 2,173 SF

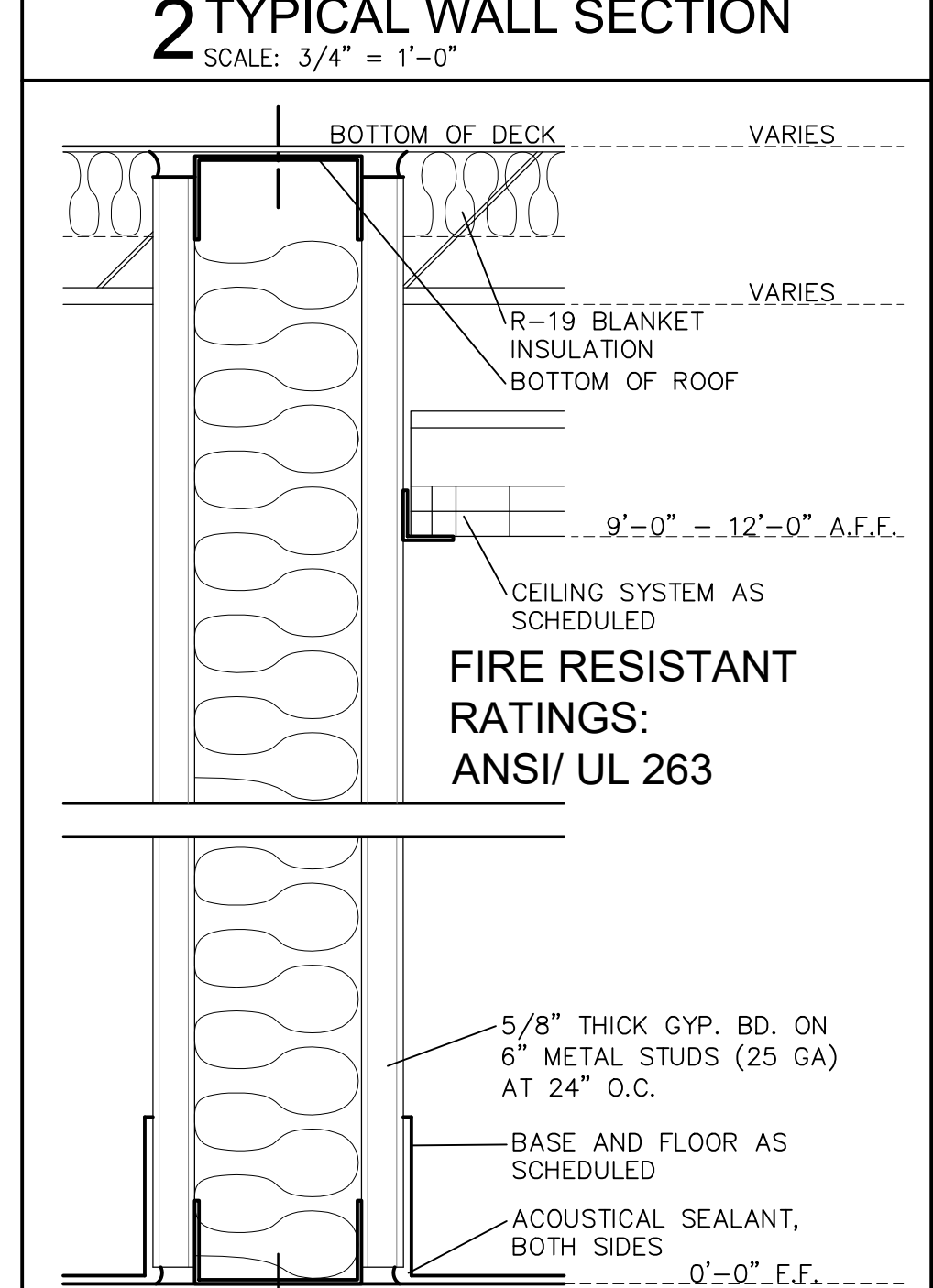
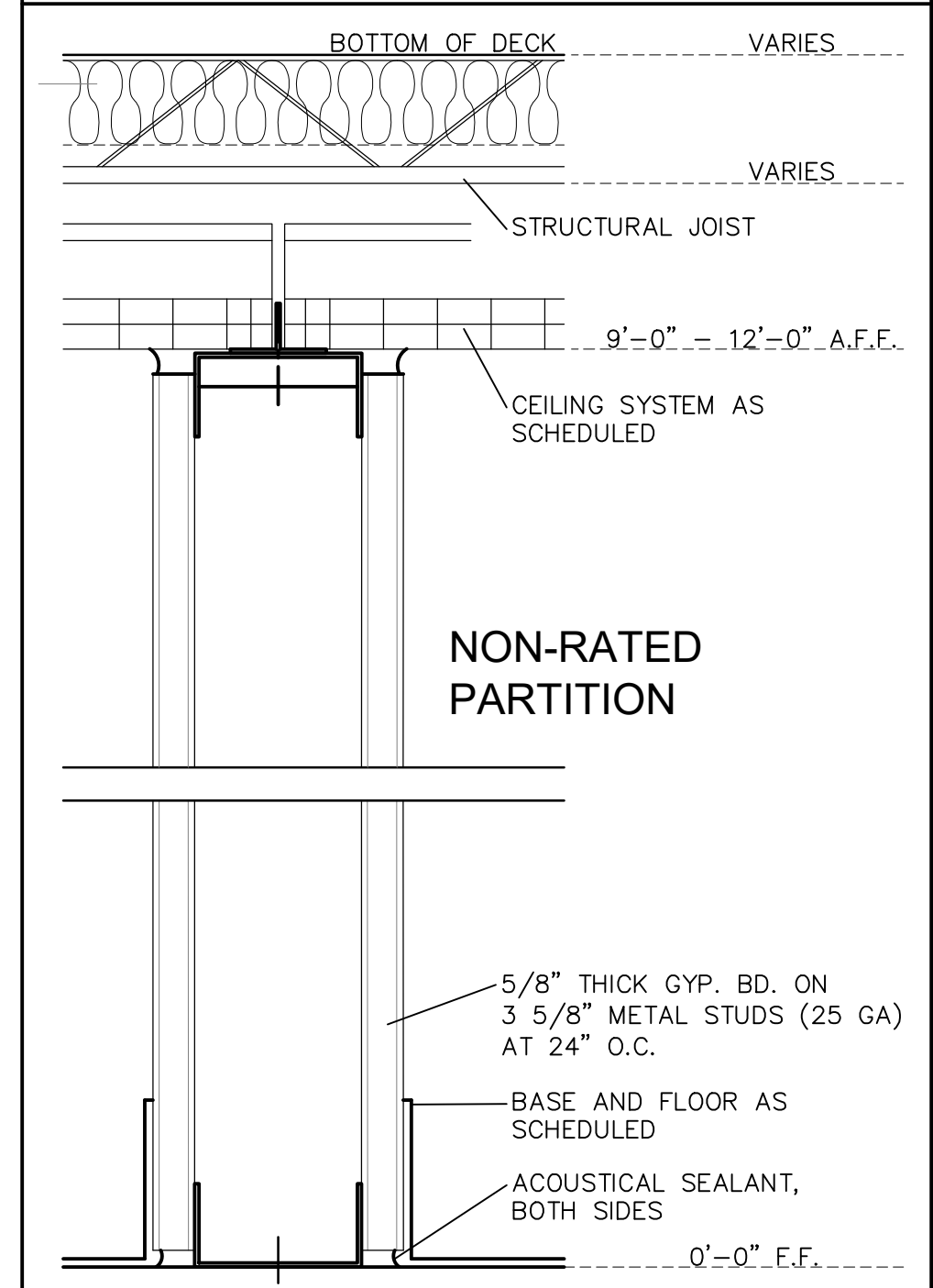
GENERAL NOTES:
1. CONTRACTOR TO FIELD VERIFY ALL EXISTING CONDITIONS AND NOTIFY ARCHITECT OF ANY DISCREPANCY, P.T.C.

LEGEND:

 EXTERIOR WALL: MASONRY BRICK OVER MASONRY TILT PANEL W/ 3 5/8" W/ 5/8" GYP. BOARD
 EXISTING DEMISING WALL - 1HR RATED PARTITION: 6" METAL STUDS W/ 5/8" GYP. BOARD BOTH SIDES
 EXISTING INTERIOR WALL - NON-RATED PARTITION: 3 5/8" METAL STUDS W/ 5/8" GYP. BOARD BOTH SIDES



KEY NOTES:
 1 EXISTING DEMISING WALL
 2 EXISTING TILT WALL



ACS architecture | asbuilts
 multifamily hospitality industrial commercial
 1322 Space Park Drive
 Suite B-122
 Houston • Texas 77058
 info@acs-architecture.com
 281.767. 9000 voice
 Firm Registration No. BR2307

CITIZENS NATIONAL BANK

1305 W JEFFERSON
 WAXAHACHIE, TX 75165

ACS.2022.0903
 200 N. ELM ST
 WAXAHACHIE, TEXAS 75165

© ACS architecture | asbuilts
 2022 ACS ARCHITECTURE, LLC DOCUMENTS AND INSTRUMENTS OF SERVICE ARE GIVEN IN CONFIDENCE AND REMAIN THE PROPERTY OF ACS ARCHITECTURE, LLC. THIS DOCUMENT AND THE INFORMATION CONTAINED HEREIN MAY NOT BE DUPLICATED, USED, OR DISCLOSED WITHOUT WRITTEN CONSENT OF ACS ARCHITECTURE, LLC. THIS IS AN UNPUBLISHED SURVEY DOCUMENT OFFERED BY ACS ARCHITECTURE, LLC. IT IS SUBMITTED FOR YOUR PERSONAL USE IN CONNECTION WITH THE CONTRACTED PROJECT PERFORMED BY ACS ARCHITECTURE, LLC. ALL OR ANY PART OF THE SURVEY DOCUMENT (EXCEPTING REGISTERED TRADEMARKS) REMAINS THE PROPERTY OF ACS ARCHITECTURE, LLC.

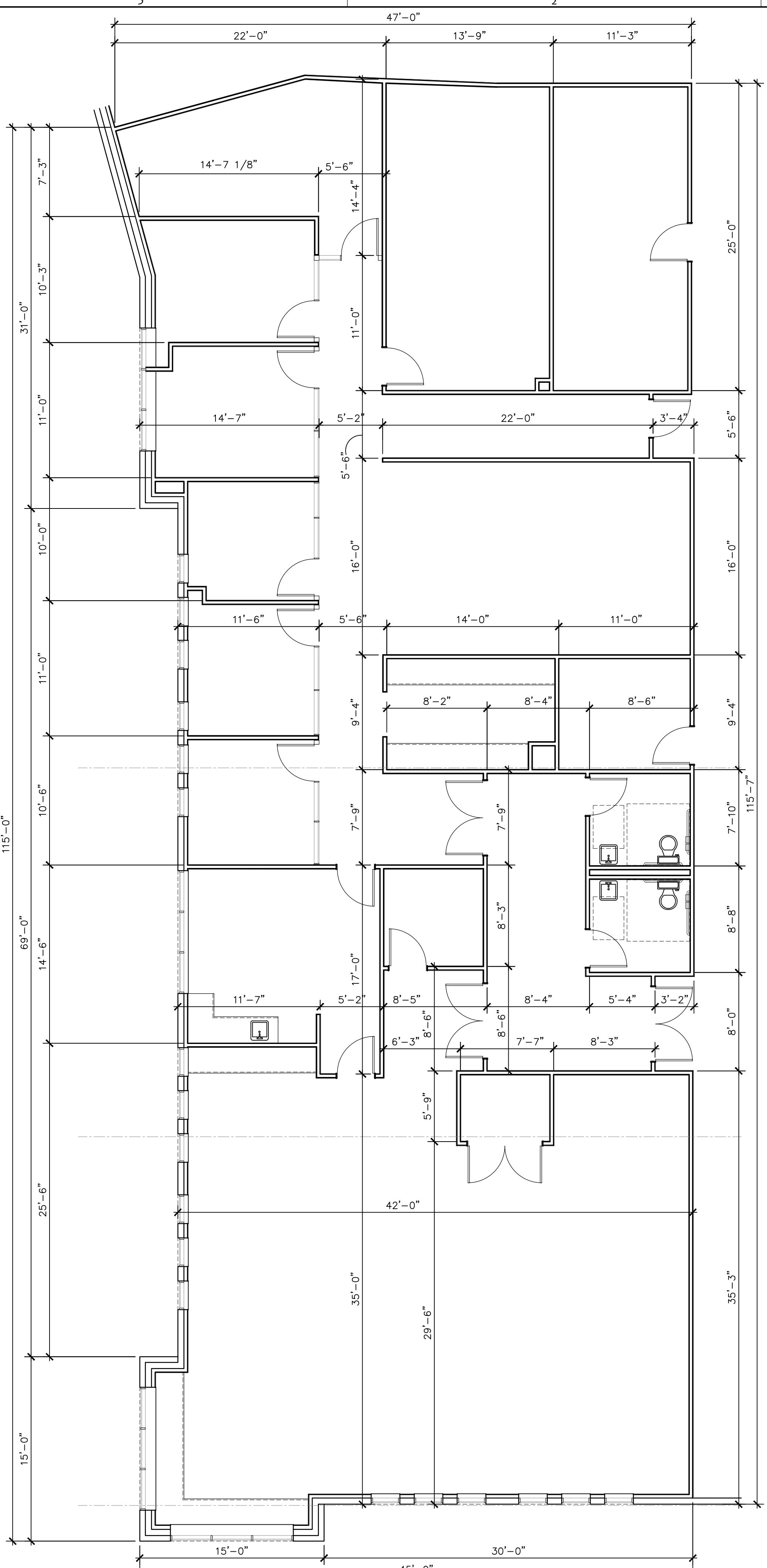
Revision Date:

Issue/Date

ASBUILT DRAWINGS: 10.31.22

A2.17

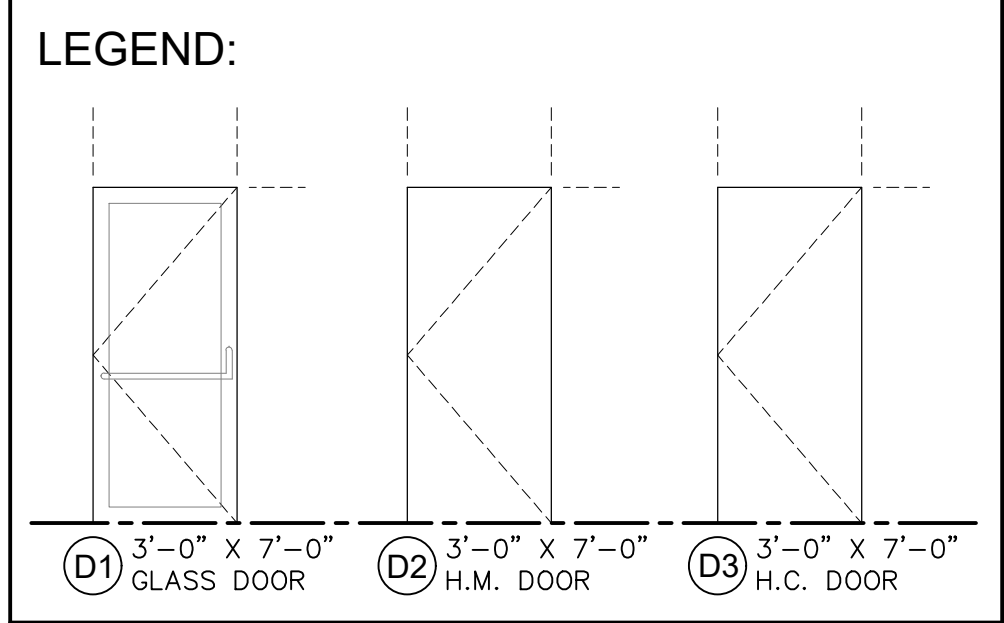
EXISTING FLOOR PLAN
 SUITE 160
 PARTITION TYPES
 GENERAL INFORMATION



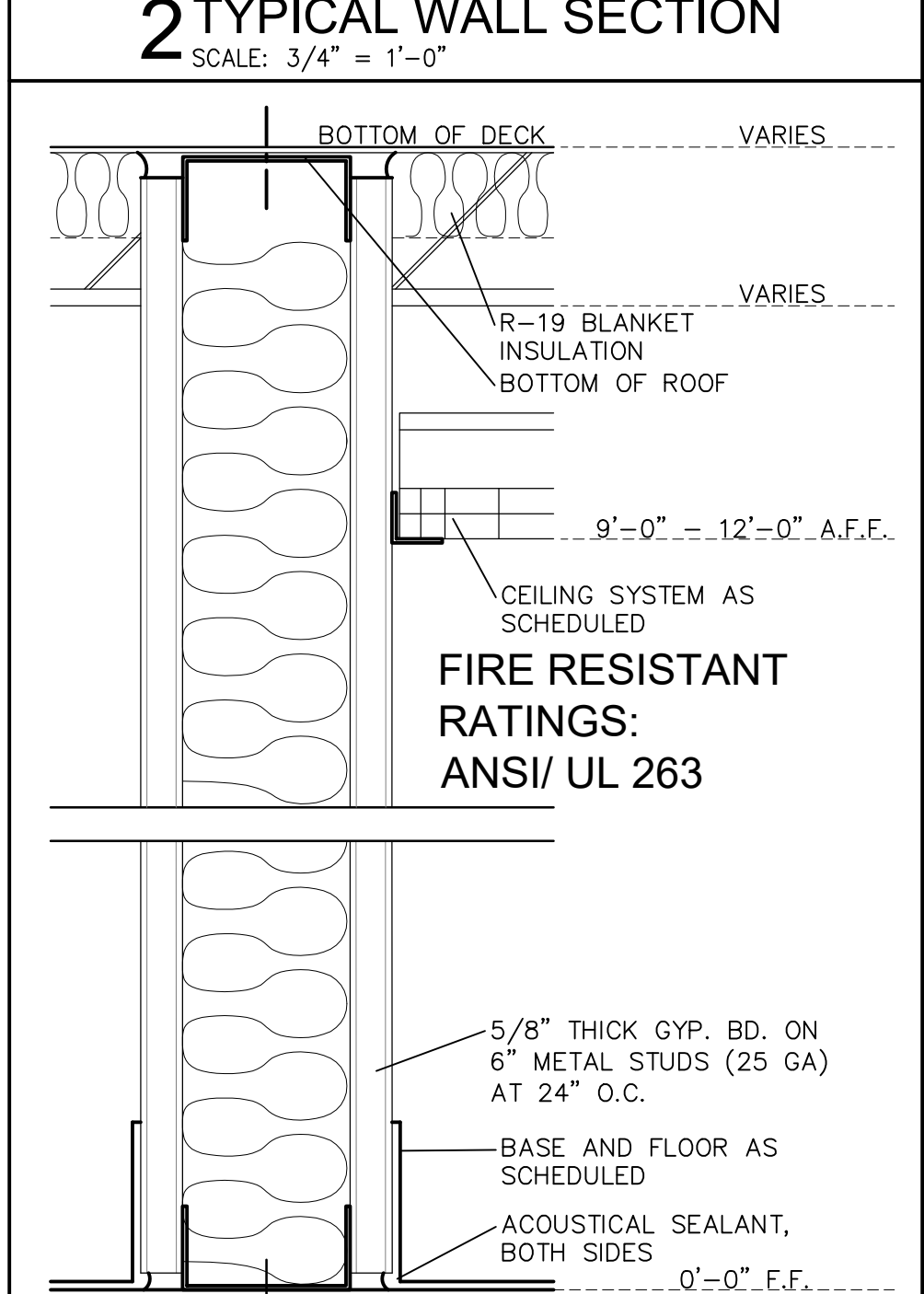
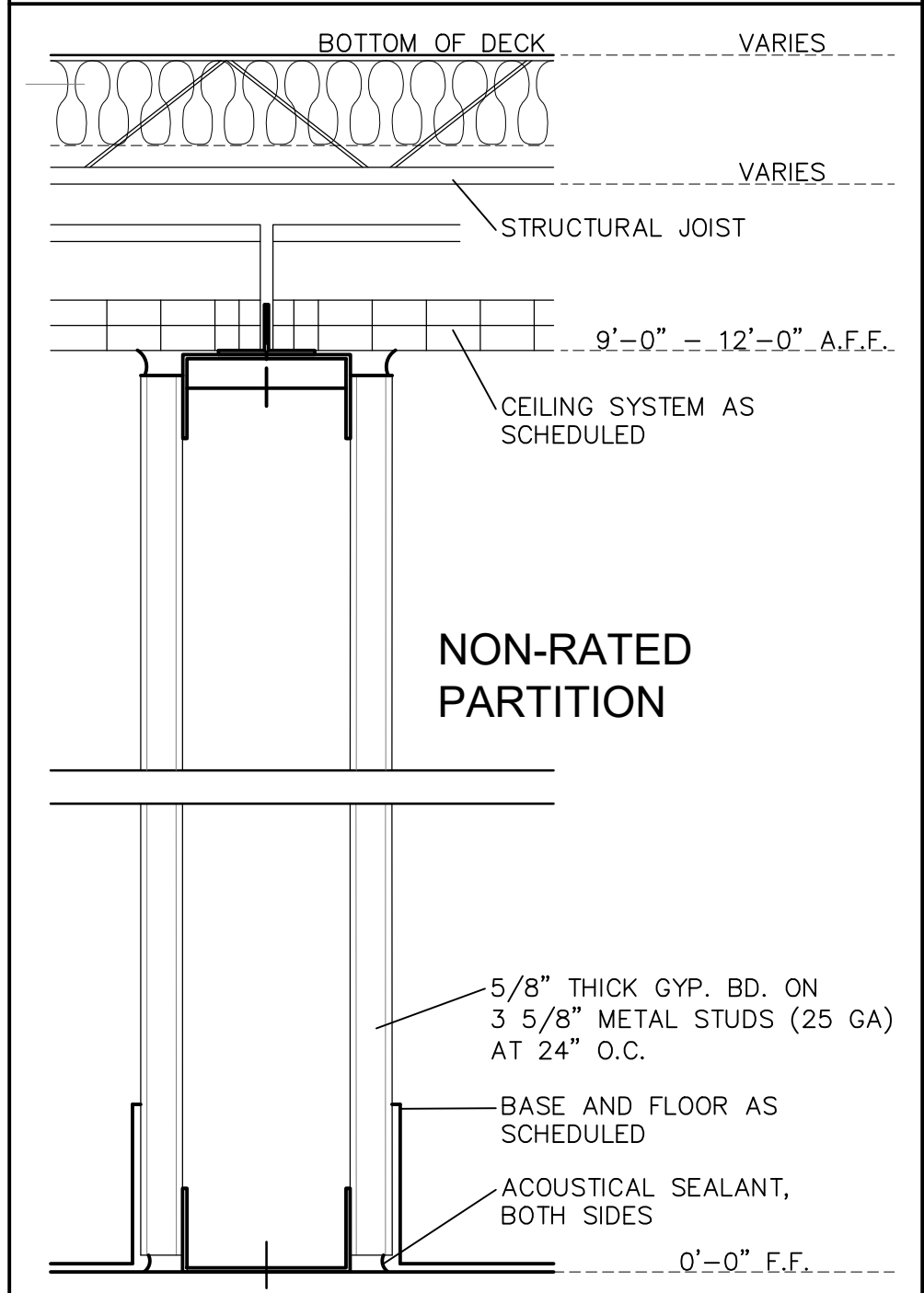
3 SUITE 200A - FLOOR PLAN
SCALE: 1/4" = 1'-0"
5,016 SF

GENERAL NOTES:
1. CONTRACTOR TO FIELD VERIFY ALL EXISTING CONDITIONS AND NOTIFY ARCHITECT OF ANY DISCREPANCY, P.T.C.

LEGEND:
 [Symbol] EXTERIOR WALL: MASONRY BRICK OVER MASONRY TILT PANEL W/ 3 5/8" W/ 5/8" GYP. BOARD
 [Symbol] EXISTING DEMISING WALL - 1HR RATED PARTITION: 6" METAL STUDS W/ 5/8" GYP. BOARD BOTH SIDES
 [Symbol] EXISTING INTERIOR WALL - NON-RATED PARTITION: 3 5/8" METAL STUDS W/ 5/8" GYP. BOARD BOTH SIDES



KEY NOTES:
 ① EXISTING DEMISING WALL
 ② EXISTING TILT WALL



ACS architecture | asbuilts
 multifamily hospitality industrial commercial
 1322 Space Park Drive
 Suite B-122
 Houston • Texas 77058
 info@acs-architecture.com
 281.767. 9000 voice
 Firm Registration No. BR2307

CITIZENS NATIONAL BANK

1305 W JEFFERSON WAXAHACHIE, TX 75165

ACS.2022.0903
 200 N. ELM ST
 WAXAHACHIE, TEXAS 75165

© ACS architecture | asbuilts
 2022 ACS ARCHITECTURE, LLC DOCUMENTS AND INSTRUMENTS OF SERVICE ARE GIVEN IN CONFIDENCE AND REMAIN THE PROPERTY OF ACS ARCHITECTURE, LLC. THIS DOCUMENT AND THE INFORMATION CONTAINED HEREIN MAY NOT BE DUPLICATED, USED, OR DISCLOSED WITHOUT WRITTEN CONSENT OF ACS ARCHITECTURE, LLC. THIS IS AN UNPUBLISHED SURVEY DOCUMENT OFFERED BY ACS ARCHITECTURE, LLC. IT IS SUBMITTED FOR YOUR PERSONAL USE IN CONNECTION WITH THE CONTRACTED PROJECT PERFORMED BY ACS ARCHITECTURE, LLC. ALL OR ANY PART OF THE SURVEY DOCUMENT (EXCEPTING REGISTERED TRADEMARKS) REMAINS THE PROPERTY OF ACS ARCHITECTURE, LLC.

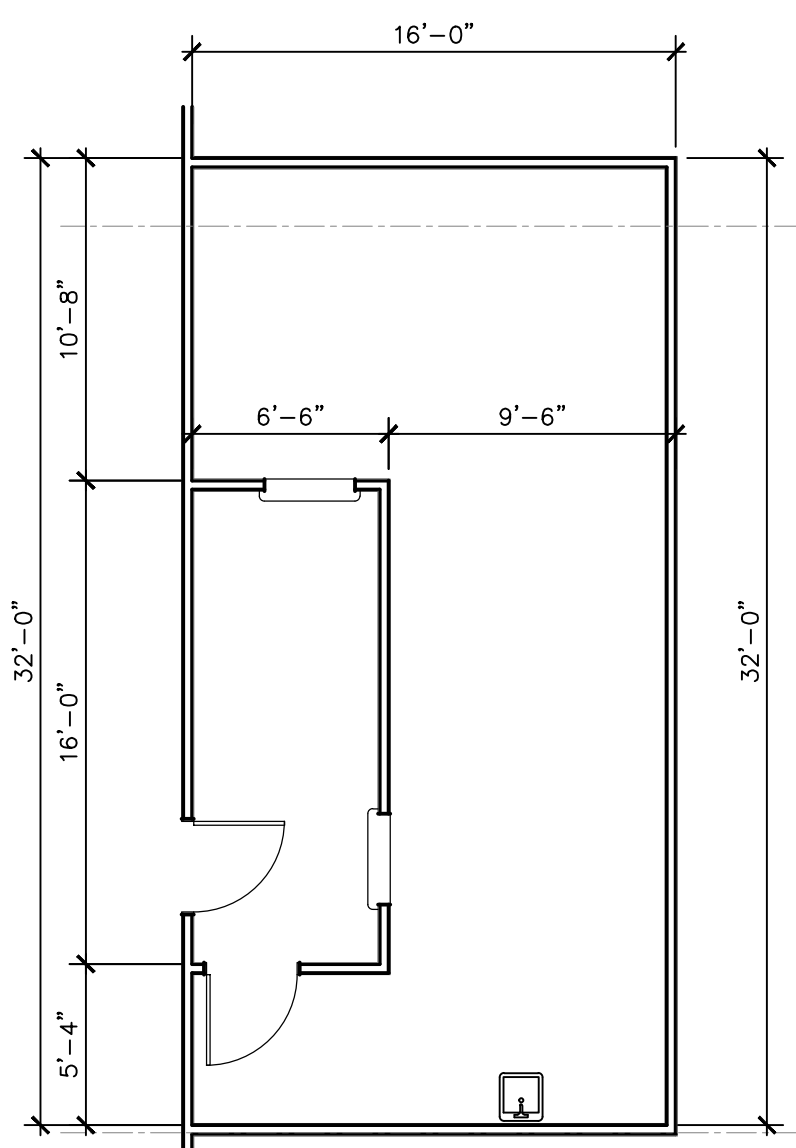
Revision Date:

Issue/Date

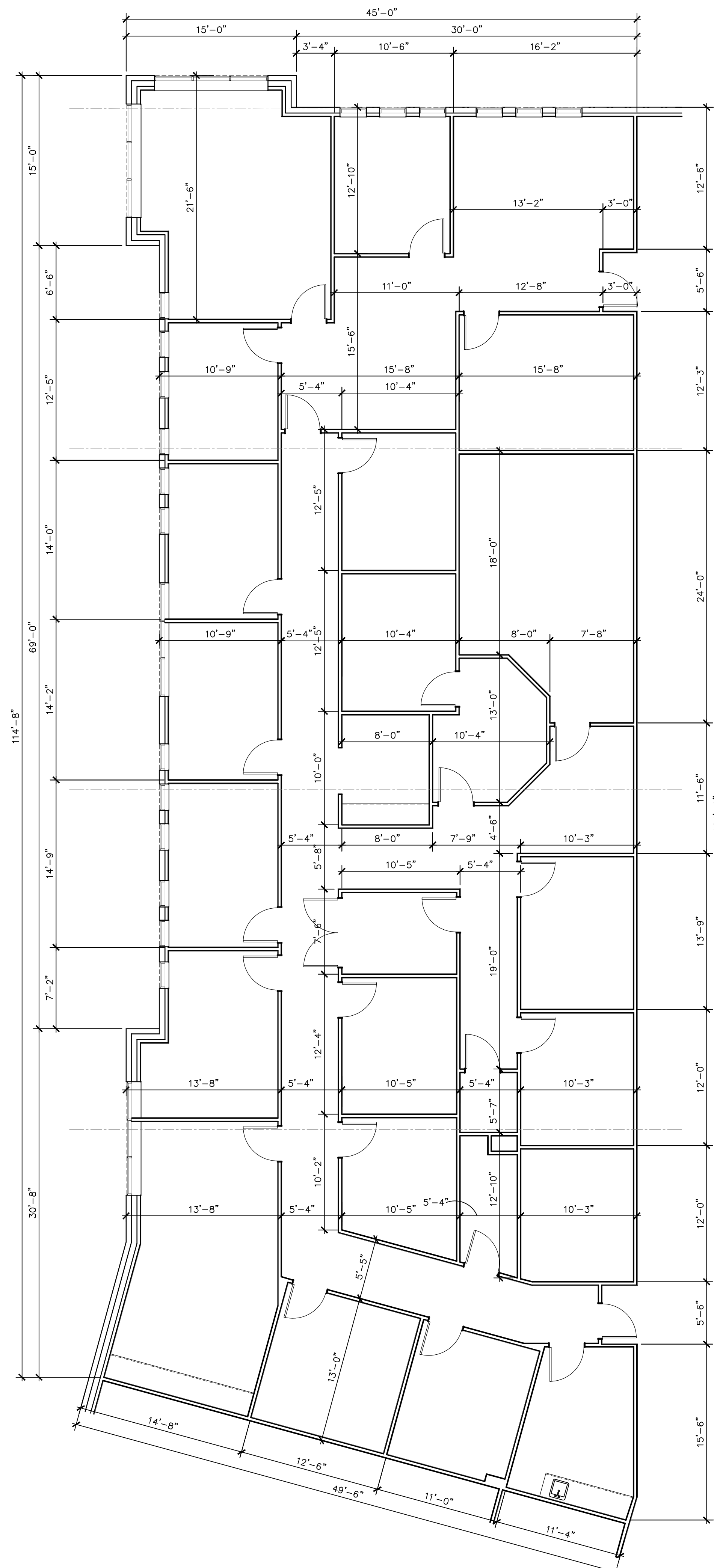
ASBUILT DRAWINGS: 10.31.22

A2.18

EXISTING FLOOR PLAN
 SUITE 200A
 PARTITION TYPES
 GENERAL INFORMATION



4 SUITE 231 - FLOOR PLAN
SCALE: 1/4" = 1'-0" 517 SF



3 SUITE 210 - FLOOR PLAN
SCALE: 1/4" = 1'-0" 5,181 SF

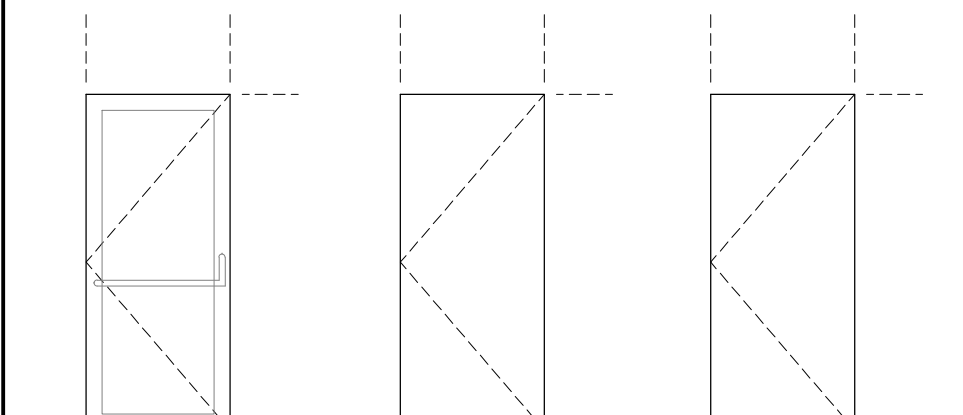
GENERAL NOTES:

1. CONTRACTOR TO FIELD VERIFY ALL EXISTING CONDITIONS AND NOTIFY ARCHITECT OF ANY DISCREPANCY, P.T.C.

LEGEND:

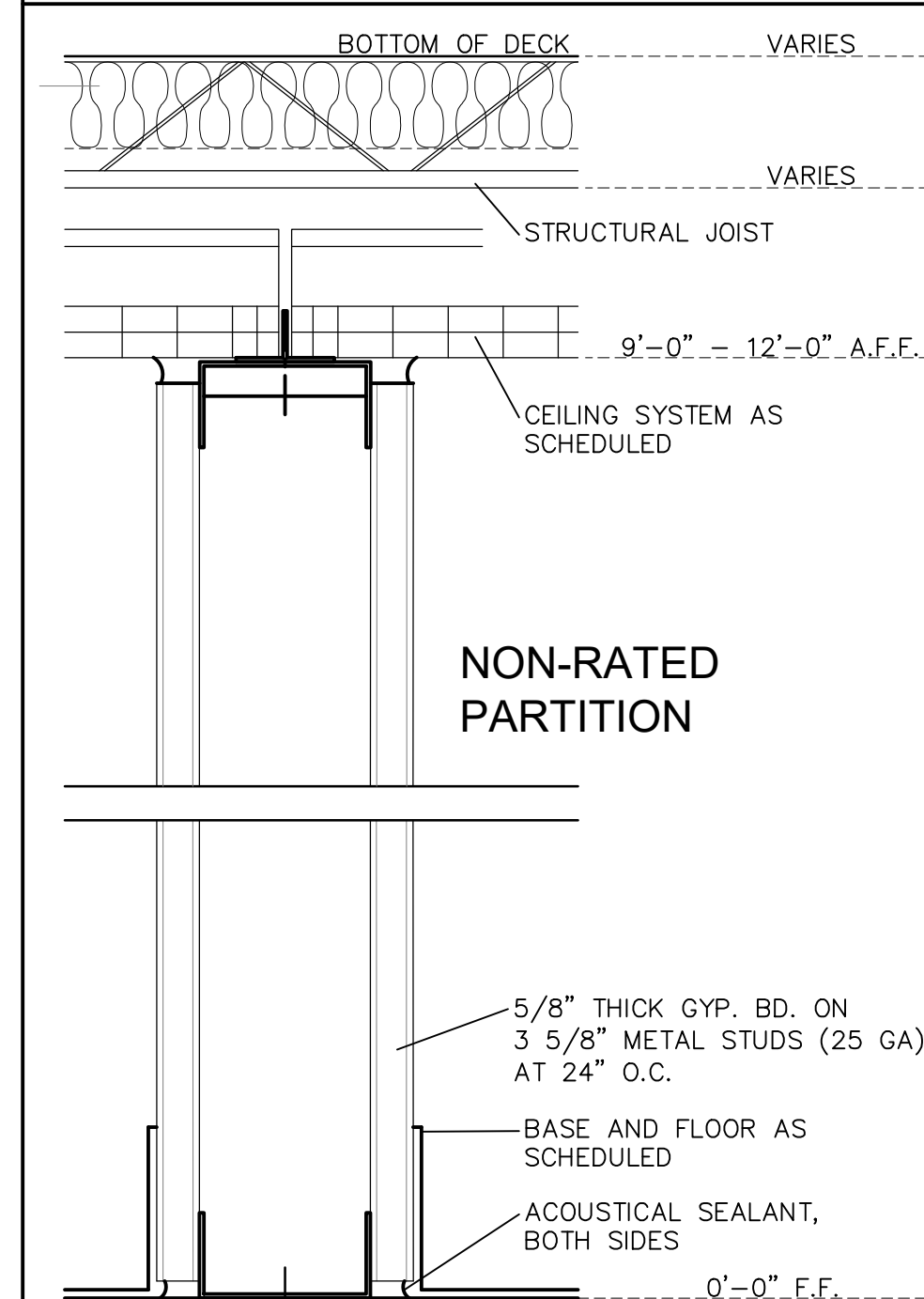
- ===== EXTERIOR WALL: MASONRY BRICK OVER MASONRY TILT PANEL W/ 3 5/8" W/ 5/8" GYP. BOARD
- EXISTING DEMISING WALL - 1HR RATED PARTITION: 6" METAL STUDS W/ 5/8" GYP. BOARD BOTH SIDES
- ===== EXISTING INTERIOR WALL - NON-RATED PARTITION: 3 5/8" METAL STUDS W/ 5/8" GYP. BOARD BOTH SIDES

LEGEND:

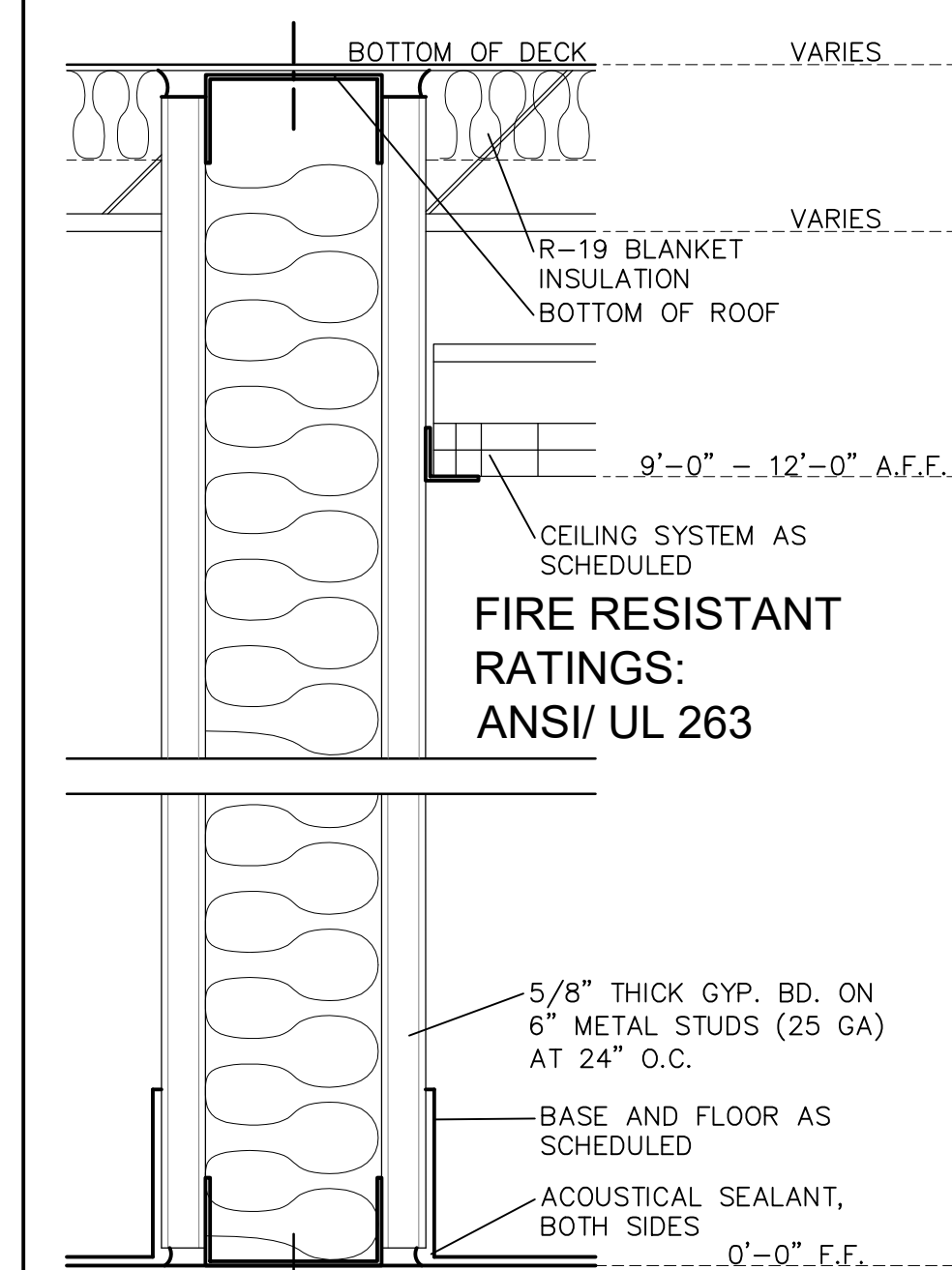


KEY NOTES:

- 1 EXISTING DEMISING WALL
- 2 EXISTING TILT WALL



2 TYPICAL WALL SECTION
SCALE: 3/4" = 1'-0"



1 TYP. DEMISING WALL SECTION
SCALE: N.T.S.

ACS architecture | asbuilts
multifamily hospitality industrial commercial
1322 Space Park Drive
Suite B-122
Houston • Texas 77058
info@acs-architecture.com
281.767. 9000 voice
Firm Registration No. BR2307

CITIZENS NATIONAL BANK

1305 W JEFFERSON WAXAHACHIE, TX 75165

ACS.2022.0903

200 N. ELM ST
WAXAHACHIE, TEXAS 75165

© ACS architecture | asbuilts

2022 ACS ARCHITECTURE, LLC DOCUMENTS AND INSTRUMENTS OF SERVICE ARE GIVEN IN CONFIDENCE AND REMAIN THE PROPERTY OF ACS ARCHITECTURE, LLC. THIS DOCUMENT AND THE INFORMATION CONTAINED HEREIN MAY NOT BE DUPLICATED, USED, OR DISCLOSED WITHOUT WRITTEN CONSENT OF ACS ARCHITECTURE, LLC. THIS IS AN UNPUBLISHED SURVEY DOCUMENT OFFERED BY ACS ARCHITECTURE, LLC. IT IS SUBMITTED FOR YOUR PERSONAL USE IN CONNECTION WITH THE CONTRACTED PROJECT PERFORMED BY ACS ARCHITECTURE, LLC. ALL OR ANY PART OF THE SURVEY DOCUMENT (EXCEPTING REGISTERED TRADEMARKS) REMAINS THE PROPERTY OF ACS ARCHITECTURE, LLC.

Revision Date:

Issue/Date

ASBUILT DRAWINGS: 10.31.22

A2.19

EXISTING FLOOR PLAN
SUITE 210 & 231
PARTITION TYPES
GENERAL INFORMATION