


PRIME OFFICE SPACE FOR LEASE

• 330 - 350 motor parkway • hauppauge, ny



LOCATION

- hauppauge, new york 11788
- central suffolk submarket

SPACE AVAILABLE

IMMEDIATE OCCUPANCY

330 building

• 840 - 3,964 square feet | concourse level

350 building

• 3,334 square feet | third floor | corner

• 4,169 square feet | second floor | corner



LOBBY RENOVATIONS UNDERWAY

• 2 buildings • 144,000 square feet •

COMMENTS:

- Conveniently located off the Long Island Expressway, Exit 53
- 4:1000 parking ratio
- On-site cafe
- Fitness center and conference facility
- Lower level storage space

FOR INFORMATION CONTACT:

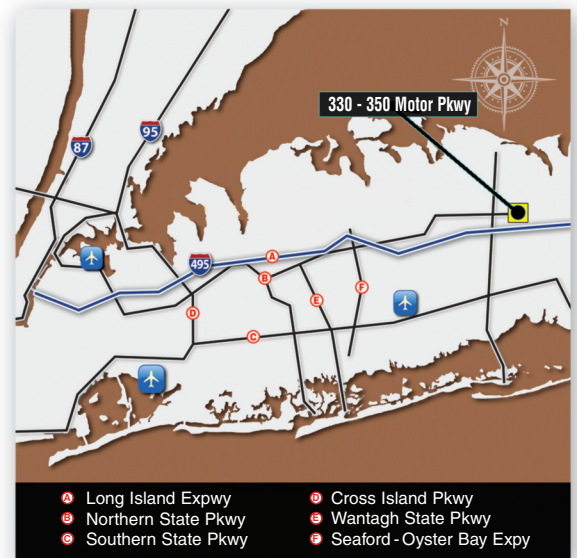
ROGER W. WOOSTER

401 broad hollow road • suite L1
melville, new york 11747

main - 516.935.8300 • direct - 516.441.7230


roger.wooster@therochlinorganization.com

www.therochlinorganization.com



PRIME OFFICE SPACE FOR LEASE

• 330 - 350 motor parkway • hauppauge, ny



LOCATION

- hauppauge, new york 11788
- central suffolk submarket

SPACE AVAILABLE

IMMEDIATE OCCUPANCY



330 building _____
• 840 - 3,964 square feet | concourse level

350 building _____
• 3,334 square feet | third floor | corner
• 4,169 square feet | second floor | corner

LOBBY RENOVATIONS UNDERWAY

• 2 buildings • 144,000 square feet •

COMMENTS:

- Conveniently located off the Long Island Expressway, Exit 53
- 4:1000 parking ratio
- On-site cafe
- Fitness center and conference facility
- Lower level storage space

FOR INFORMATION CONTACT:

ADAM E. ROCHLIN

401 broad hollow road • suite L1
melville, new york 11747

main - 516.935.8300 • direct - 516.441.7373

adam.rochlin@therochlinorganization.com

www.therochlinorganization.com

