



A WORK ENVIRONMENT THAT DRIVES PRODUCTIVITY

The very best in creative, collaborative space

**RESTAURANT SPACE
FOR LEASE FROM:**
1,153 sf (+/-)

**OFFICE SUITES
FOR LEASE FROM:**
1,343 and 2,376 sf (+/-)


The Pinnacle @ 65 features over 38,000 sf (+/-) of office, medical and retail space for lease in the heart of Bethlehem, Pennsylvania. Fully renovated and newly designed, The Pinnacle @ 65 offers Class A professional space situated in one of the nation's fastest-growing submarkets.

Tenants can enjoy an abundance of amenities including a conference room, eat-in kitchen, fitness center, lounge/game room and reading/meditation room.

The ten-story building is in close proximity to the best of Bethlehem and is readily accessible from Route 22, I-78 and Interstate 476.

Current tenants include medical offices, Fortune 500 companies, publishing companies and many more.

Your team deserves the best, and The Pinnacle @ 65 delivers. Place your company at the center of the action today.



CONTACT US: 908.874.8686 | LarkenAssociates.com

Immediate Occupancy | Brokers Protected

Raider Realty is a Licensed Real Estate Broker. No warranty or representation, express or implied, is made to the accuracy of the information contained herein and same is submitted subject to errors, omissions, change of price, rental or other conditions, withdrawal without notice and to any special listing conditions, imposed by our principals and clients. 2/26

PROPERTY FEATURES

- Ten-story, mixed-use building with Class A commercial and residential space
- Renovation in 2022 included the addition of custom, two-tone metal wall panels to building exterior and upgrades to the high-end main lobby. Renovation in 2017 included upgrades to the windows, common area corridors, restrooms, building access system and new HVAC system.
- Gorgeous panoramic views
- Floors L-4 feature 20 professional office and medical suites with a ground floor retail suite
- Floors 5-10 feature 48 newly constructed one, two and three-bedroom luxury apartments with market-leading unit finishes.
- The only 5-star apartment asset throughout the entire Lehigh Valley
- Lower level features upscale amenities for tenant use including a conference room, eat-in kitchen, fitness center, lounge/game room and a reading/meditation room
- Built to suit tenant offices designed to fit your individual needs
- 142 off-street parking spaces available with handicap accessibility
- Situated in one of the nation's fastest growing submarkets
- High walkability score with shops, eateries and services in close proximity and Downtown Bethlehem less than a mile away
- Easily accessible from Route 22, Interstate 78 and Interstate 476

DEMOGRAPHICS



POPULATION

3 Miles: 101,956

5 Miles: 179,704

7 Miles: 337,368



HOUSEHOLDS

3 Miles: 39,762

5 Miles: 68,464

7 Miles: 126,525



AVERAGE HOUSEHOLD INCOME

3 Miles: \$70,242

5 Miles: \$78,605

7 Miles: \$82,552

CONTACT US: 908.874.8686 | LarkenAssociates.com

Immediate Occupancy | Brokers Protected

Raider Realty is a Licensed Real Estate Broker. No warranty or representation, express or implied, is made to the accuracy of the information contained herein and same is submitted subject to errors, omissions, change of price, rental or other conditions, withdrawal without notice and to any special listing conditions, imposed by our principals and clients. 2/26




the PINNACLE@65

65 East Elizabeth Avenue
Bethlehem | Lehigh County | PA



EAT-IN KITCHEN



EAT-IN KITCHEN



the PINNACLE@65

65 East Elizabeth Avenue
Bethlehem | Lehigh County | PA

FITNESS CENTER



FITNESS CENTER




FITNESS CENTER



READING/MEDITATION ROOM



LOUNGE/GAME ROOM



LOUNGE/GAME ROOM

