

THE VILLAGE

at San Antonio Center

AVAILABLE

92	Restaurant Space	±2,456 SF
94	Restaurant Space	±3,271 SF
95	Retail Space	±1,434 SF
87	Retail Space	±1,048 SF
80	Retail Space	±1,912 SF

58	Restaurant Space	±5,096 SF
66D	Retail Space	±1,998 SF



SEEKING RETAIL, RESTAURANT,
AND SERVICE TENANTS

MATT SWEENEY msweeney@theeconomiccompany.com | (408) 863-1444 | CaIDRE: 01746896
JOSH SHUMSKY jshumsky@theeconomiccompany.com | (408) 863-1445 | CaIDRE: 01883266
MEGAN MCARTHUR mmcarthur@theeconomiccompany.com | (408) 863-1446 | CaIDRE: 02089762

Brookfield
Properties



CENTER HIGHLIGHTS



120,177 square feet of urban ground floor retail and restaurants anchored by a 10-screen Alamo Drafthouse Cinema



A 167-room Hyatt Centric Hotel



456,760 square feet of Class A office space that is 100% leased to LinkedIn with various subtenants occupying the space



A nine-level above-grade shared parking structure as well as dedicated underground parking



Pursuing entitlements for an additional 182,000 SF office building



On the border of Mountain View, Los Altos, and Palo Alto



Overall project - highest volume grocer in Mountain View (Safeway)



Tremendous amount of work force in close proximity with daytime population of 128k within 3 miles



In close proximity to Highways 101, 85, and 280



Walking Distance to San Antonio CalTrain



THE VILLAGE
at San Antonio Center



THE VILLAGE
at San Antonio Center

LANDSBY

THE DEAN



VILLAGE COURT

Oregano's Wood
Fired Pizza

Shushiko GOOD MORNING



SU-DAM
Korean Cuisine

PH 2

PH 1

SAN ANTONIO CENTER

Walmart KOHL'S

TRADER JOE'S BevMo! chil's


JOANN 24 FITNESS GameStop

RadioShack CHASE BIG FROG

ups T-Mobile Sushi 85

LUCKY EXPRESS PEARL CAFE

LUU NOODLE HOUSE



THE VILLAGE
at San Antonio Center

STRETCH LAB



Fidelity INVESTMENTS

THE COUNTER



JARED
The Galleria Of Jewelry

YOGA SIX

LaserAway

SAFEWAY

Orangetheory
FITNESS

Il Fornaio

Pacific Catch


DOWNTOWN
MOUNTAIN VIEW



MARKET
AERIAL



THE VILLAGE
at San Antonio Center



THE VILLAGE
at San Antonio Center

645 San Antonio Rd, Mountain View, CA 94040

330 Residential units



YOGA SIX

Pacific Catch

STRETCH LAB

Orangetheory
FITNESS

Il Fornaio

THE DEAN

580 Residential units

zen dental care



HYATT
CENTRIC™

LANDSBY

632 Residential units

yahoo!

amazon

SAFEWAY

TRADER
JOE'S

chili's

CHASE

SHAKE
SHACK

SLICE HOUSE



Mendocino
Farms

AoPS

JOANN



24
HOUR FITNESS

KOHL'S

T-Mobile

GameStop

JARED
The Galleria Of Jewelry

T-Mobile

MIZU

SUSHI BAR & GRILL

Peets Coffee & Tea

armadillo
willys
BARBECUE & GRILLED BURGERS



THE COUNTER

SAJJ

MEDITERRANEAN



TARGET

Walmart

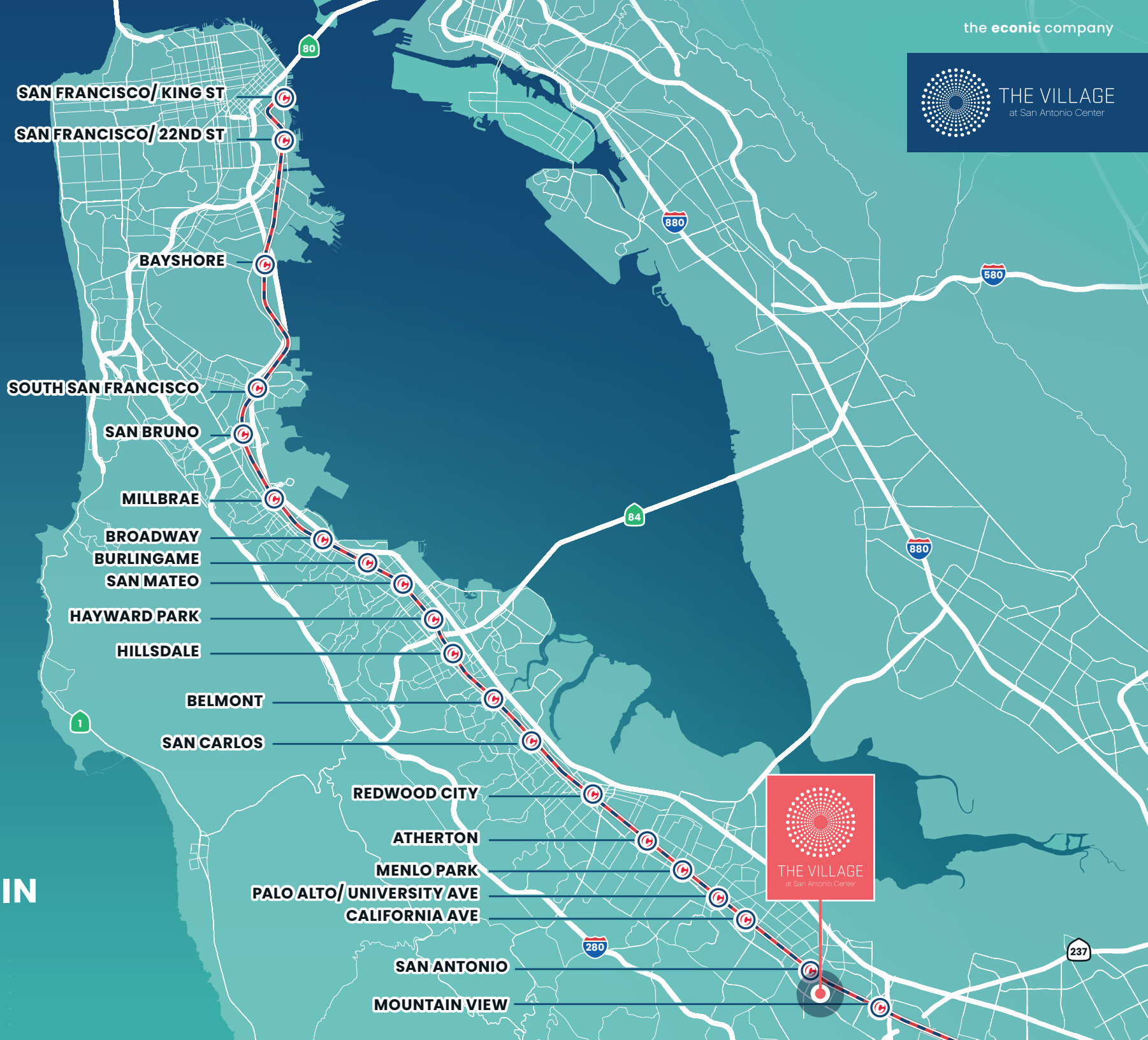
CHASE

CLOSE UP
AERIAL



THE VILLAGE
at San Antonio Center

CALTRAIN MAP



SITE PLAN



THE VILLAGE
at San Antonio Center

- Available
- In Lease
- Not A Part



SITE PLAN



- Available
- In Lease
- Not A Part



THE VILLAGE
at San Antonio Center

100 BLOCK (Suites 62-68)

#	TENANT	SF
62	IN LEASE	4,797
64	MENDOCINO FARMS	3,248
66-A	IN LEASE	2,050
66-B	SHAKE SHACK	2,618
66-C	SKIN LAUNDRY	1,098
66-D	AVAILABLE	1,998
68	CHASE BANK	7,427

400 BLOCK (Suites 50-58)

#	TENANT	SF
50	AOPS TUTORING	5,912
56	SUSHI ADACHI	2,157
58	AVAILABLE	5,096

500 BLOCK (Suites 80-89)

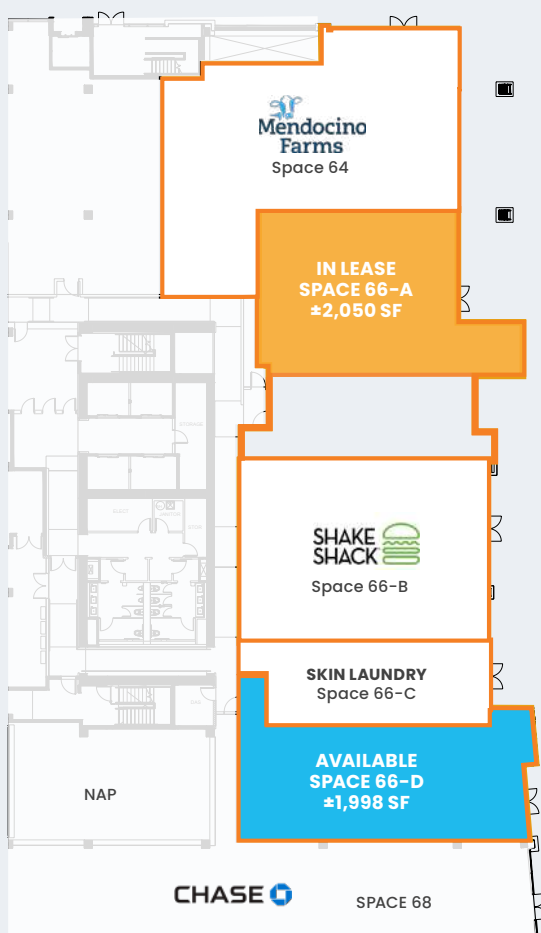
#	TENANT	SF
80	AVAILABLE	1,912
81	SLICE HOUSE	1,768
83	PALMETTO SUPERFOODS	1,011
84	KONA ISLAND COFFEE	1,128
85	BEN'S BARKETPLACE	2,249
87	AVAILABLE	1,048
89	CHEZ XUE	3,319

600 BLOCK (Suites 90-98)

#	TENANT	SF
92	AVAILABLE	2,456
94	AVAILABLE	3,271
95	AVAILABLE	1,434
96	BODYROK	2,523
98	HYUNDAI/GENESIS	10,745



FLOOR PLAN



Available
In Lease



East Building Elevation



South Building Elevation



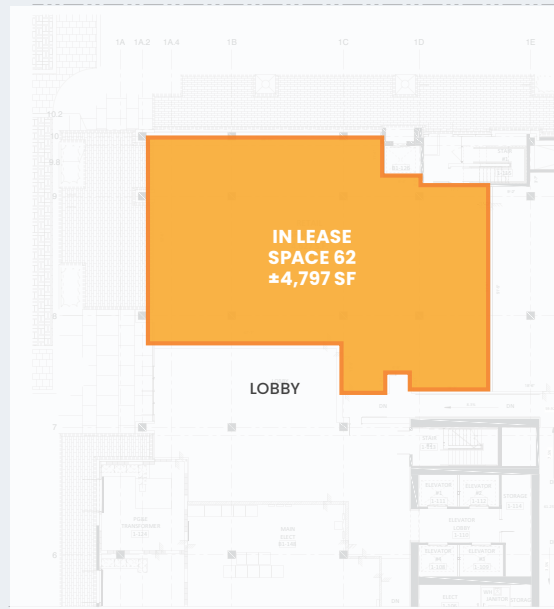
East Storefront Elevation



South Storefront Elevation

100 Block Plan
Suites 64-68

FLOOR PLAN



East Building Elevation



South Building Elevation



East Storefront Elevation



South Storefront Elevation

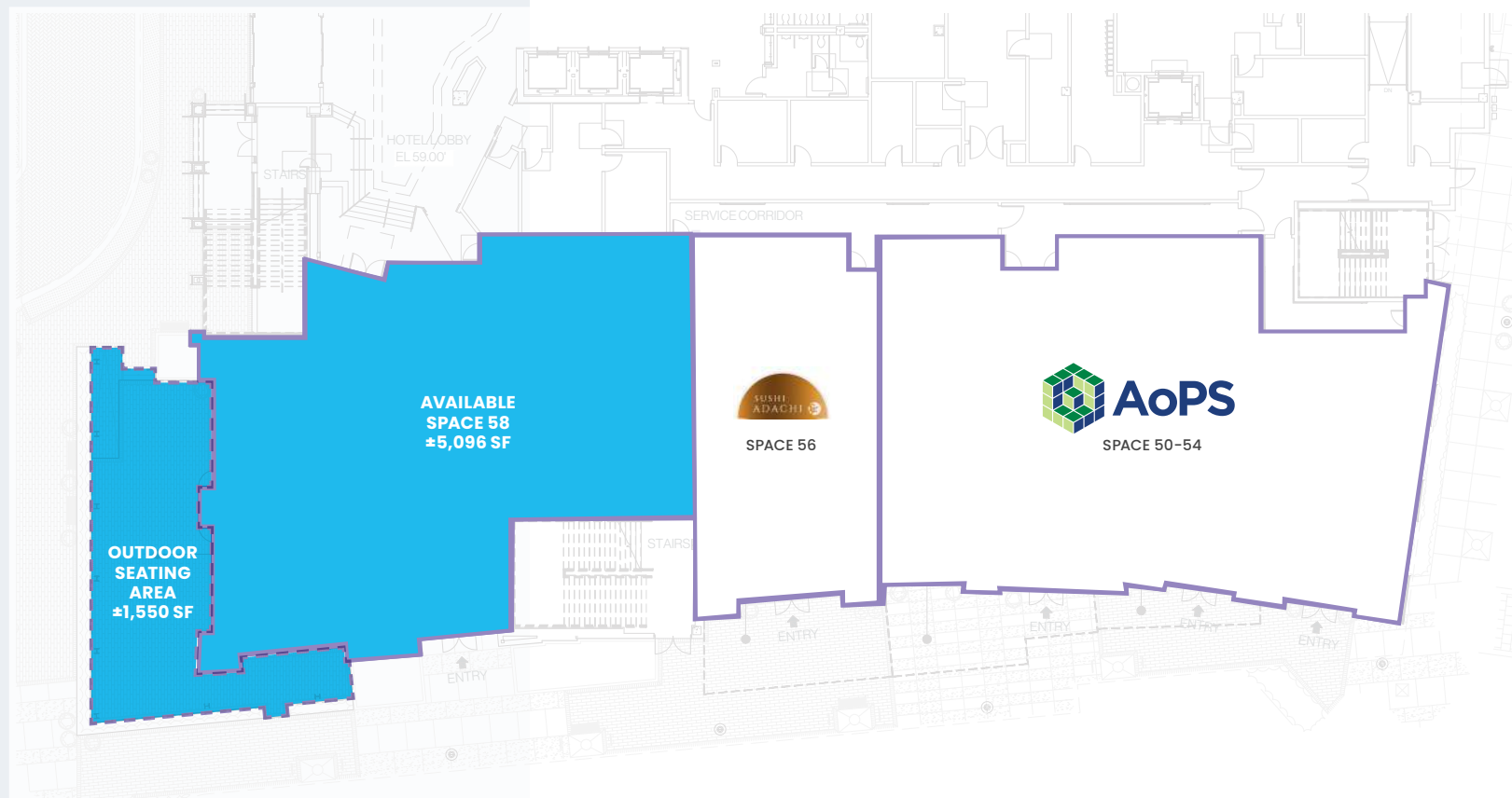
- Available
- In Lease

FLOOR PLAN

Available
In Lease



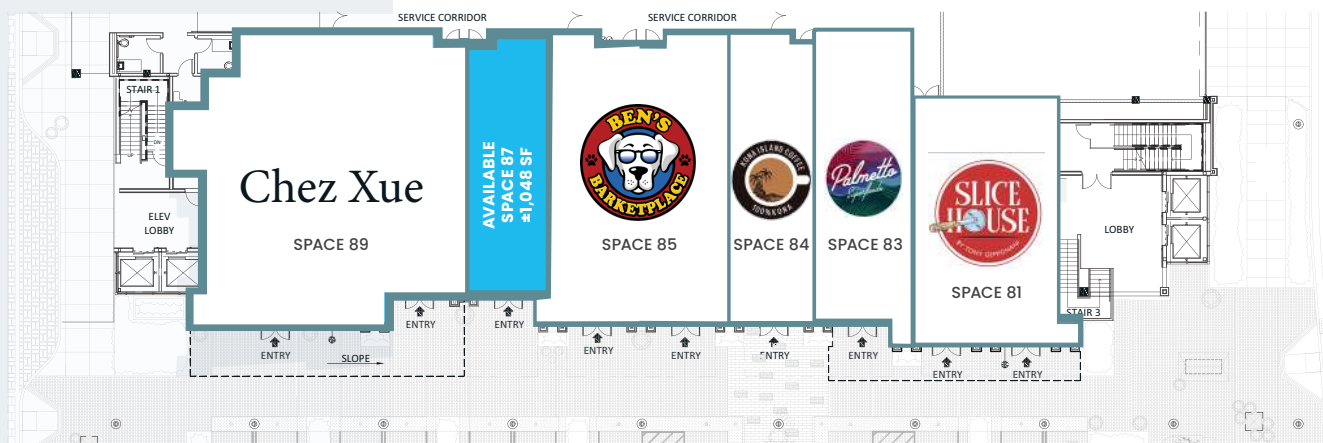
THE VILLAGE
at San Antonio Center



400 Block Plan Suites 50-58

FLOOR PLAN

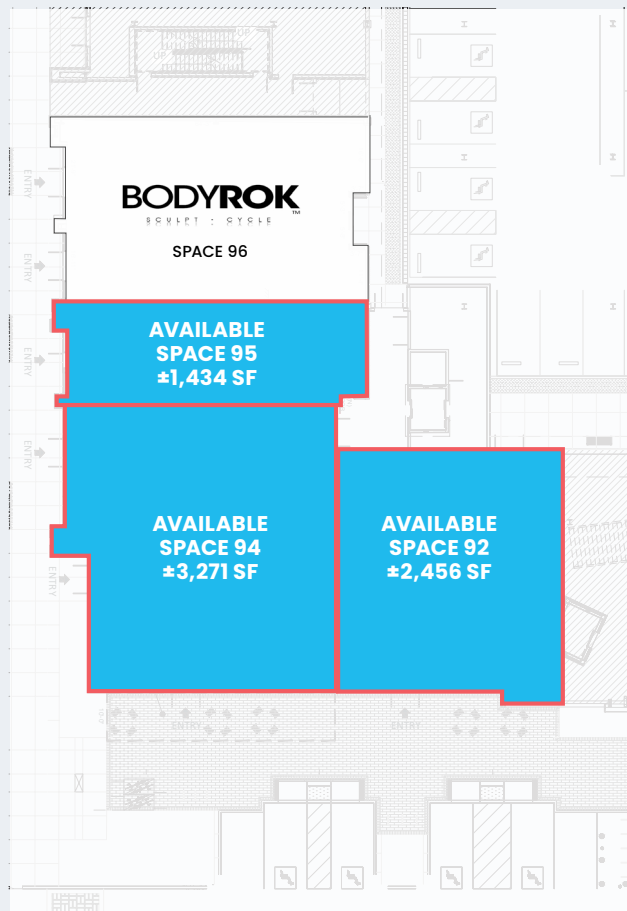
Available
In Lease



South Storefront Elevation

500 Block Plan Suites 80-89

FLOOR PLAN



600 Block Plan
Suites 93-98

Available
In Lease

the **econic** company




North Building Elevation



North Storefront Elevation



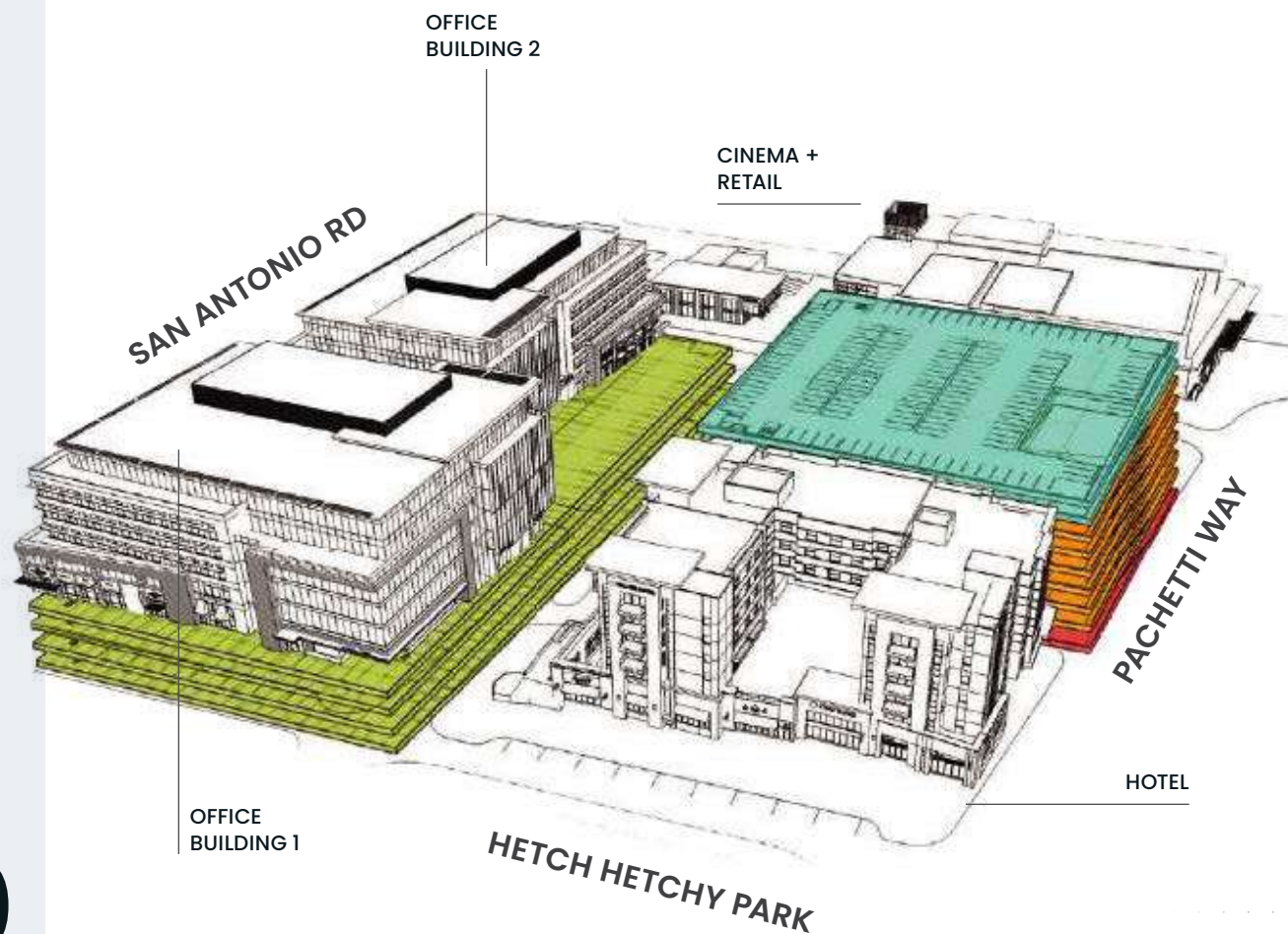
West Storefront Elevation



PARKING PLAN

- **1,216** office parking spaces (including 30 EV charging spaces) + **156** secure bike parking with shower facilities (B1 thru B4 subterranean levels)
- **348** Spaces shared parking, 255 of those spaces for office use (levels 7 and 8)
- **883** spaces retail parking with 3 hour time limit (ground thru level 6)
- **147** spaces dedicated hotel parking (B1 subterranean level)
- **36** Street parking spaces

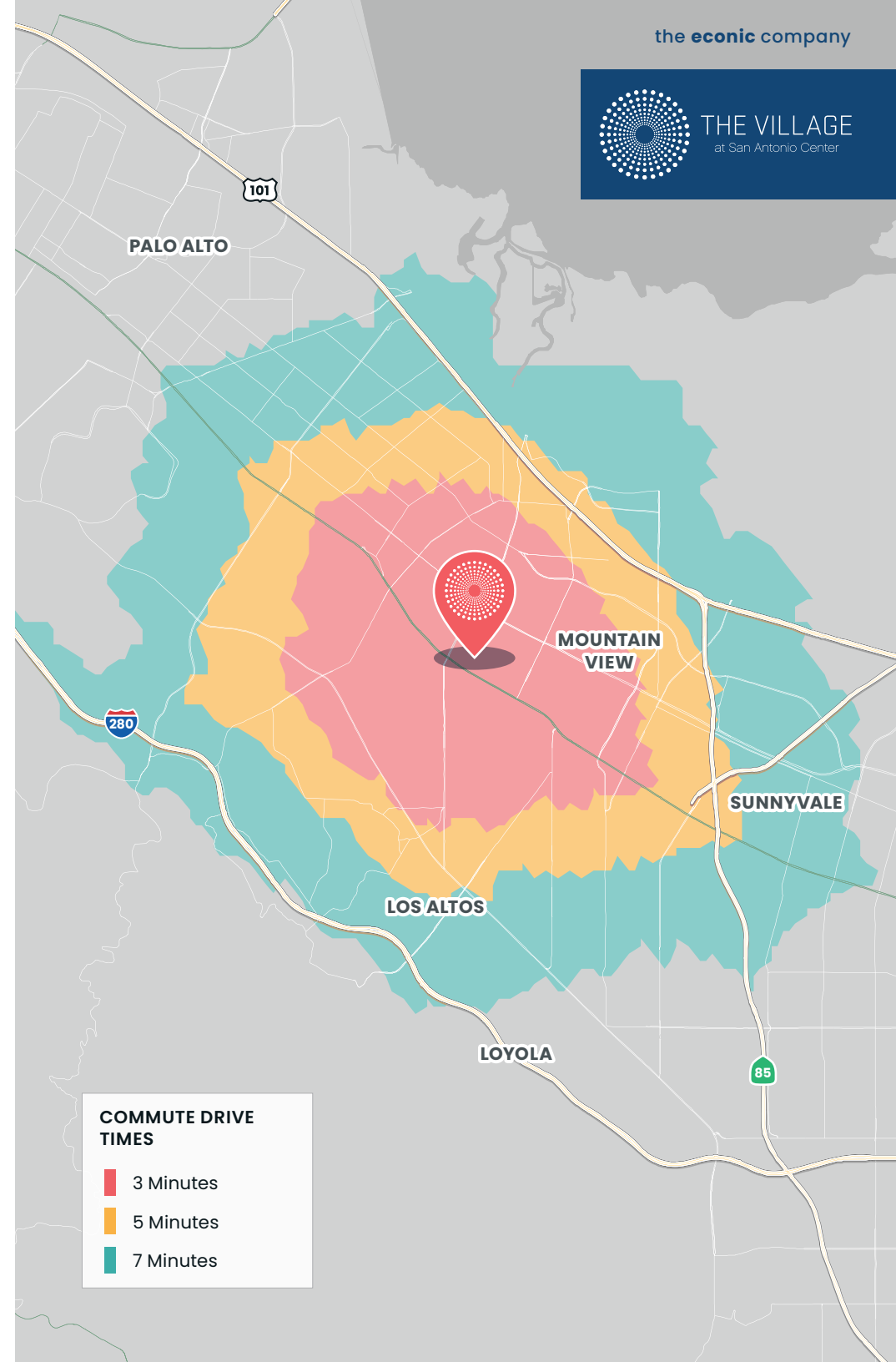
2,630
Spaces Total



DRIVE TIME DEMOS

DEMOGRAPHICS (2023)

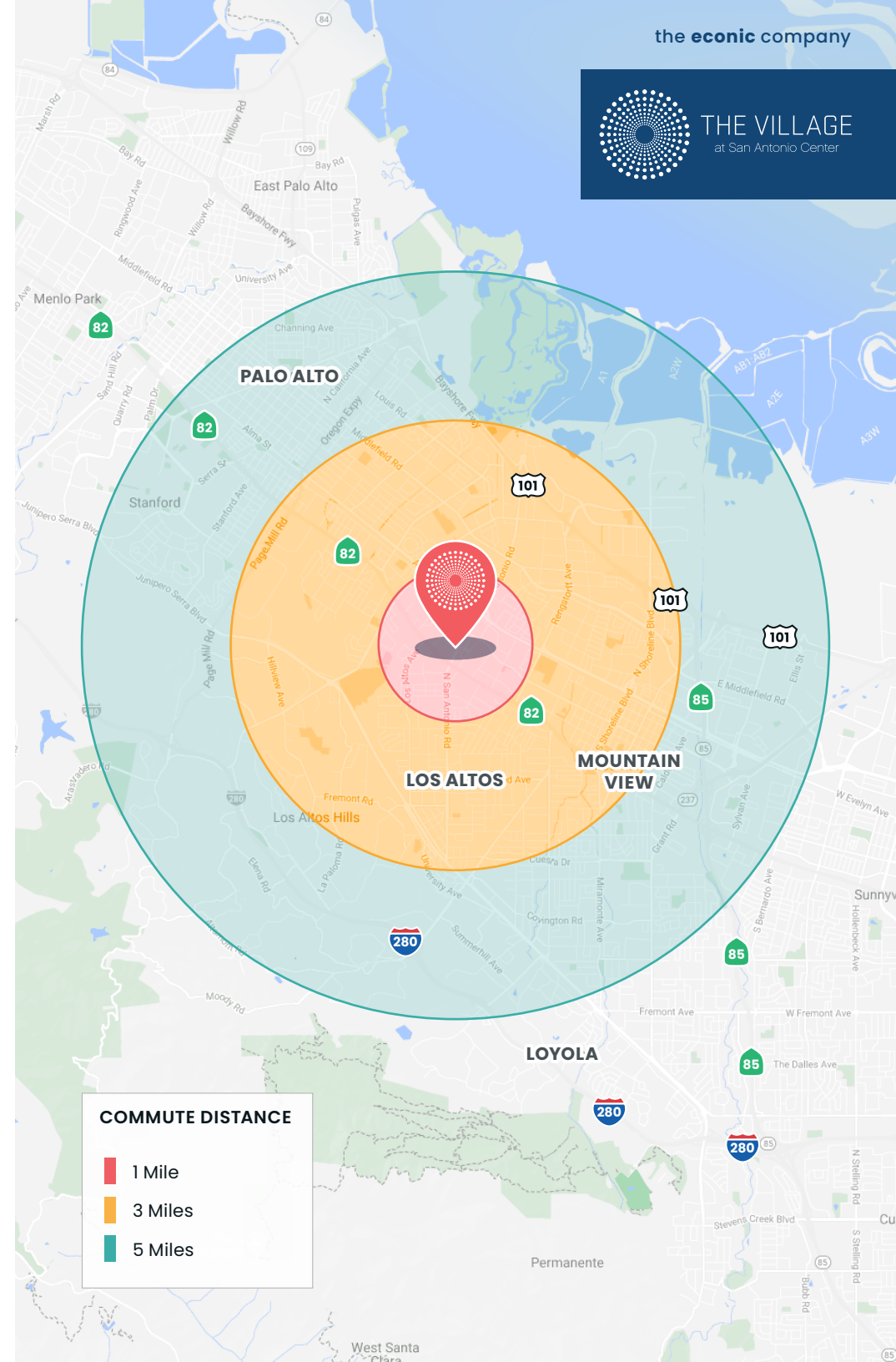
	3 MIN	5 MIN	7 MIN
Daytime Population	7,741	21,472	55,102
2020 Total Population	13,317	46,346	85,006
2010 Total Population	11,094	42,242	77,610
Median Age	38.2	38.7	39.9
2020 Total Households	5,613	18,829	34,147
Total Owner Occupied Housing Units	2,037	8,286	16,315
Total Renter Occupied Housing Units	4,621	11,961	19,518
Average Household Income	231,212	233,669	243,479
Median Household Income	173,569	170,831	182,321
Per Capita Income	\$100,066	\$95,564	\$98,201
Population 25 yrs	10,972	34,924	63,501
% Population 25 yrs + Some College	6.4%	6.6%	7.0%
% White Collar Occupations	89.2%	86.1%	87.0%
% Blue Collar Occupations	5.3%	5.2%	5.0%
Average Household Size	2.37	2.44	2.47




DISTANCE DEMOS

DEMOGRAPHICS (2023)

	1 MILE	3 MILES	5 MILES
Daytime Population	10,952	109,694	213,821
2020 Total Population	32,013	150,022	299,890
2010 Total Population	28,882	134,390	269,799
Median Age	38.7	39.0	37.9
2020 Total Households	13,139	58,264	110,643
Total Occupied Housing Units	14,472	60,000	113,119
Total Owner Occupied Housing Units	5,337	29,249	56,149
Total Renter Occupied Housing Units	9,135	30,751	56,970
Average Household Income	\$224,668	\$246,054	\$246,547
Median Household Income	\$163,538	\$183,978	\$183,094
Per Capita Income	\$93,555	\$95,604	\$91,312
Population 25 yrs	24,723	108,043	207,056
% Population 25 yrs + Some College	7.3%	7.1%	7.7%
% White Collar Occupations	85.9%	88.2%	86.0%
% Blue Collar Occupations	5.5%	4.6%	6.0%
Average Household Size	2.42	2.49	2.57





THE VILLAGE

at San Antonio Center

Brookfield
Properties



MATT SWEENEY msweeney@theeconiccompany.com | (408) 863-1444 | CaIDRE: 01746896
JOSH SHUMSKY jshumsky@theeconiccompany.com | (408) 863-1445 | CaIDRE: 01883266
MEGAN MCARTHUR mmcarthur@theeconiccompany.com | (408) 863-1446 | CaIDRE: 02089762