



# Cedar Tree Lane - Building D

Lebanon, Tennessee

## Key facts

Property type	Industrial space
Building size	507,150 SF
Space available	507,150 SF



## Property Features

Building Dimensions: 1128' x 470'	Clear Height: 40'-0"
Typical Bay Spacing: 54' x 50' with 51' x 50' end bays	Speed Bay Spacing: 54' x 60'
Car Parking: 384 spaces	Trailer Stalls: 156 spaces
Dock Positions: 60 equipped out of 120 available	Drive-In Doors:(4) 12' x 14' doors
Electrical: 3,000 Amps, 3-phase, 480/277 Volt	Fire Protection: ESFR
Lighting: High-bay, LED, motion sensor	

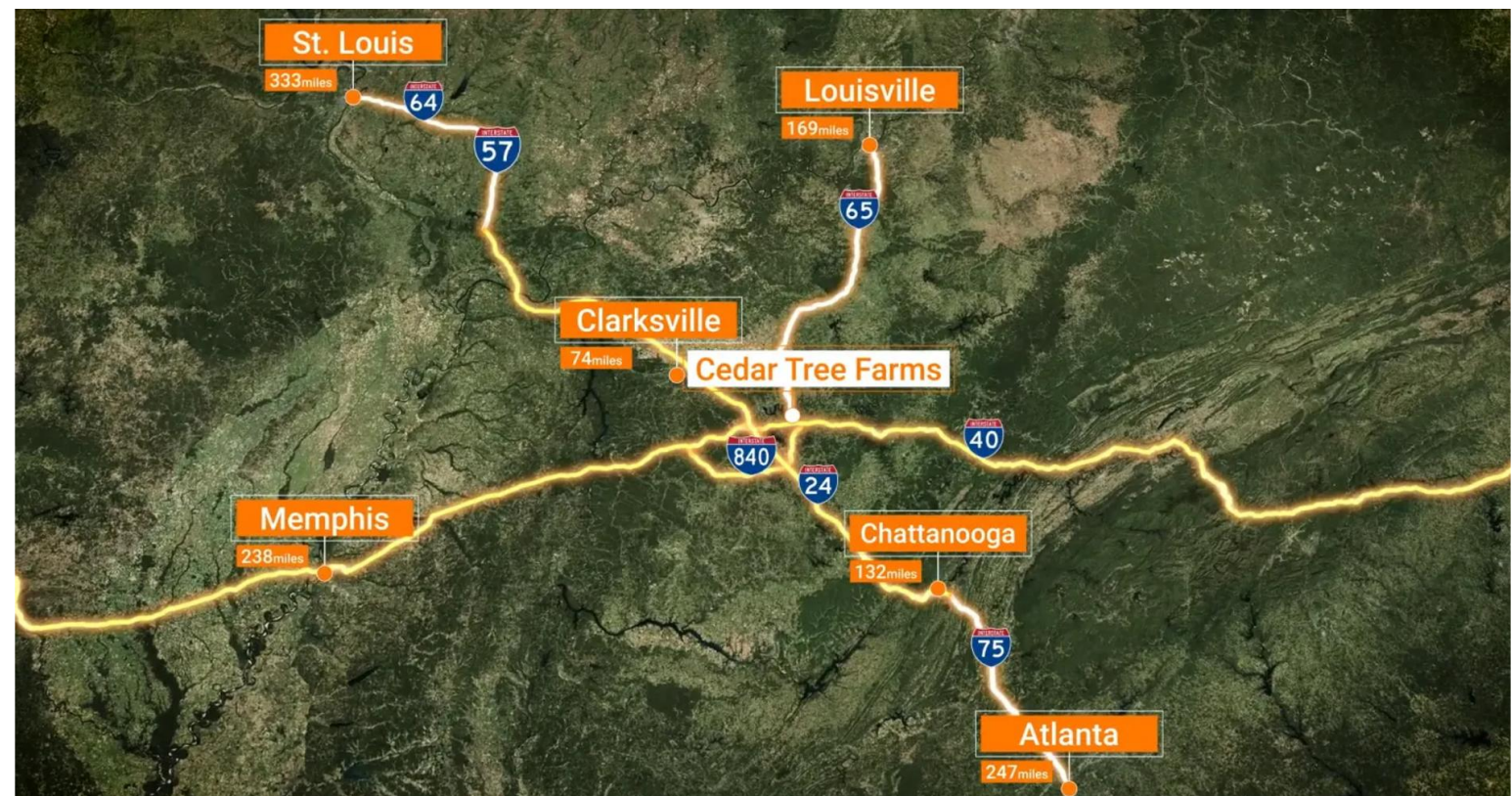
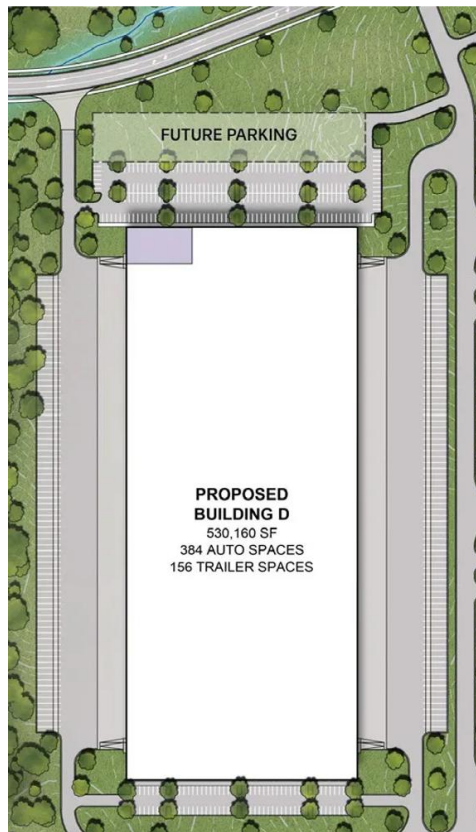
## Additional Information

- Customizable BTS or Spec Options for 530,160 SF
- Location: Intersection of Hwy 109 and Hwy 70 | Lebanon, TN
- Site Area: 298 Acres
- Warehouse: 7 Buildings, ± 2.0 MSF
- Zoning: Industrial
- Location: Intersection of Hwy 109 and Hwy 70 | Lebanon, TN
- Labor: Less than 10 miles to Lebanon, Mt. Juliet and Gallatin
- Access: 4 miles to Interstate 40, 8 miles to Interstate 840, access to Music City
- Star (commuter train), intersection of major highways, 19 miles to Nashville International Airport

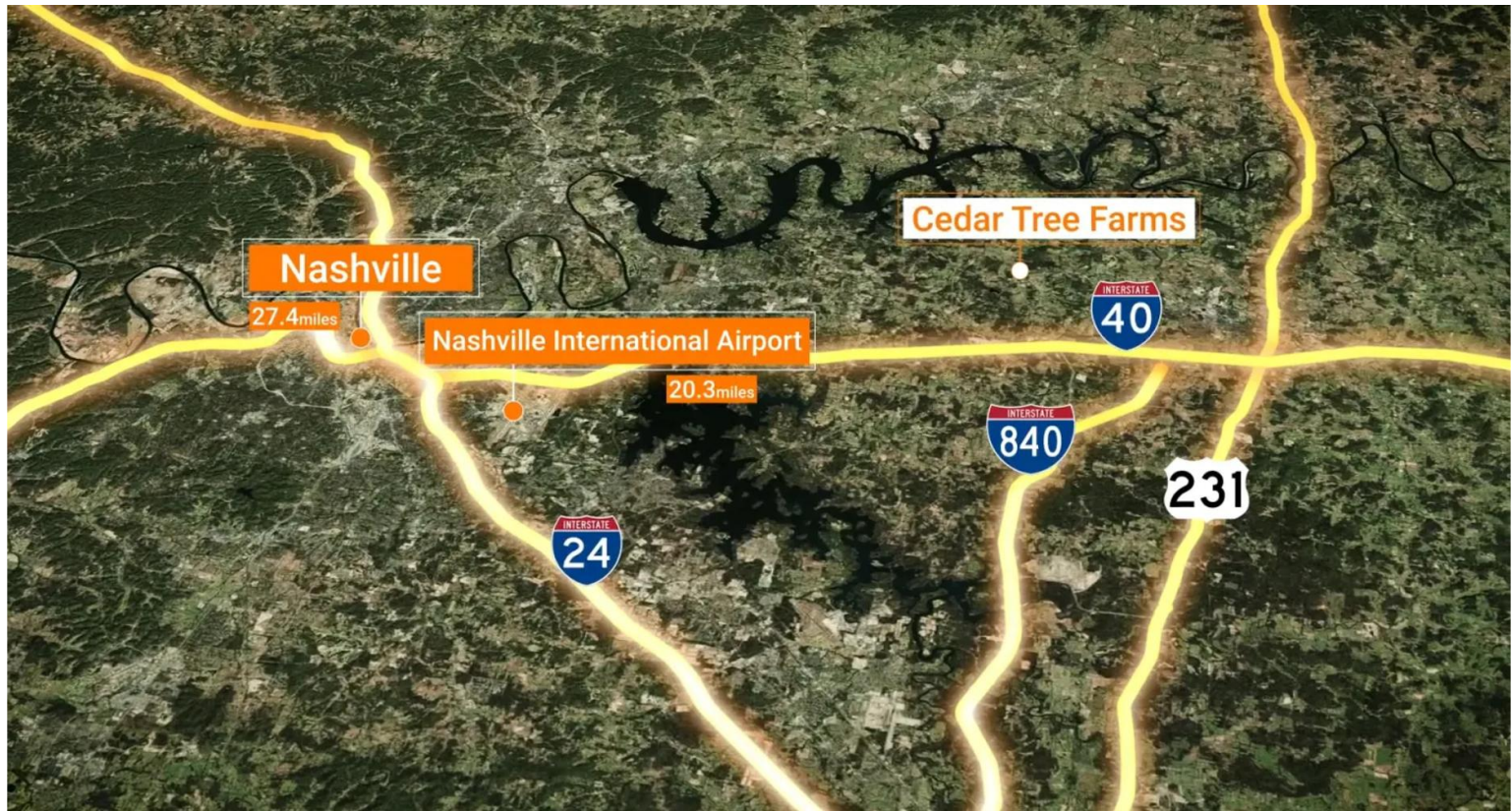
## Photos and floorplans















Total Population	124,693
Total Labor Force	41,711
Unemployment Rate	
Median Household Income	\$89,083
Warehouse Employees	2,208
High School Education	69.2%

daniel.camuti@eqtpartners.com