

Chelsea Commons

1100 REVERE BEACH PARKWAY, CHELSEA, MA 02150



Highlights







COUNTY Suffolk	METRO AREA -
TOTAL SF 222,000	ACRES 37
PARKING SPACES 786	CENTER TYPE Community

Chelsea Commons is located at the intersection of Route 1 and Revere Beach Parkway in the dense urban community of Chelsea, MA. Anchored by Home Depot and CVS, this property offers services including fast casual dining, health and beauty, fitness, and apparel. The property has a daily traffic of 39,600 vehicles.



Demographics

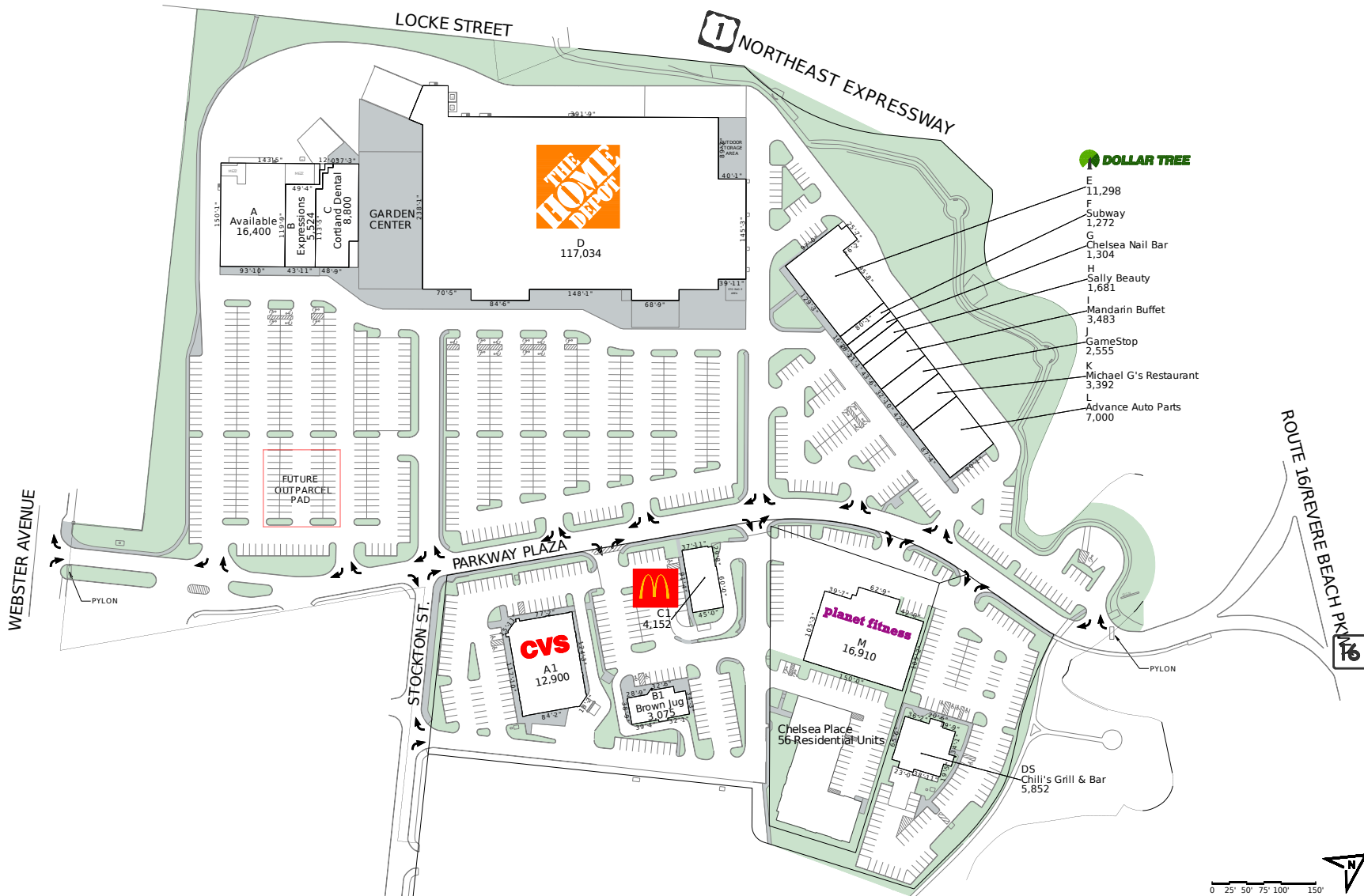
3-MILE RADIUS

 225,527 Population	 101,462 Households	 \$62,791 Median HHI
 \$86,540 Average HHI	 37 Median Age	 29.3% College Educated



Chelsea Commons

1100 REVERE BEACH PARKWAY, CHELSEA, MA 02150



The parties acknowledge that this Plan is for identification purposes only and does not constitute any covenant, representations, or warranty by Landlord that any existing or future conditions exists, or that, if they do exist, will continue to exist through out all or any part of the lease term, except to the extent such covenant, representation or warranty is expressly set forth in the Lease.