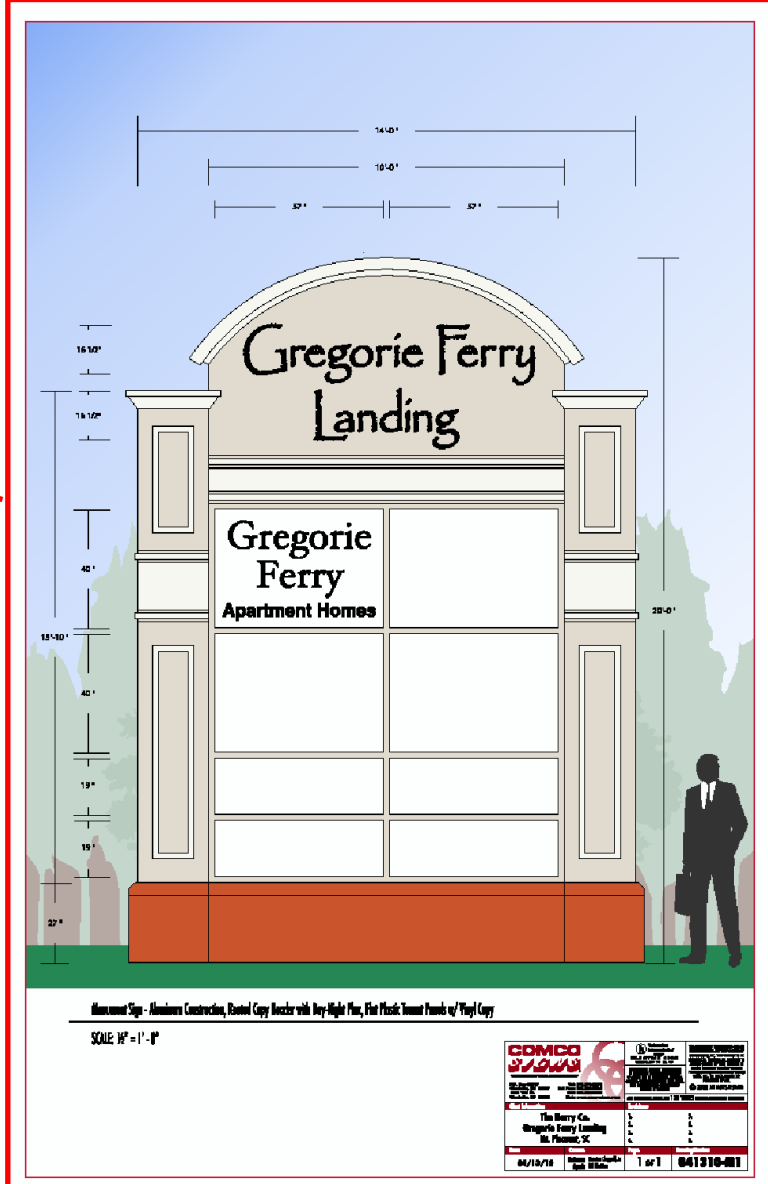
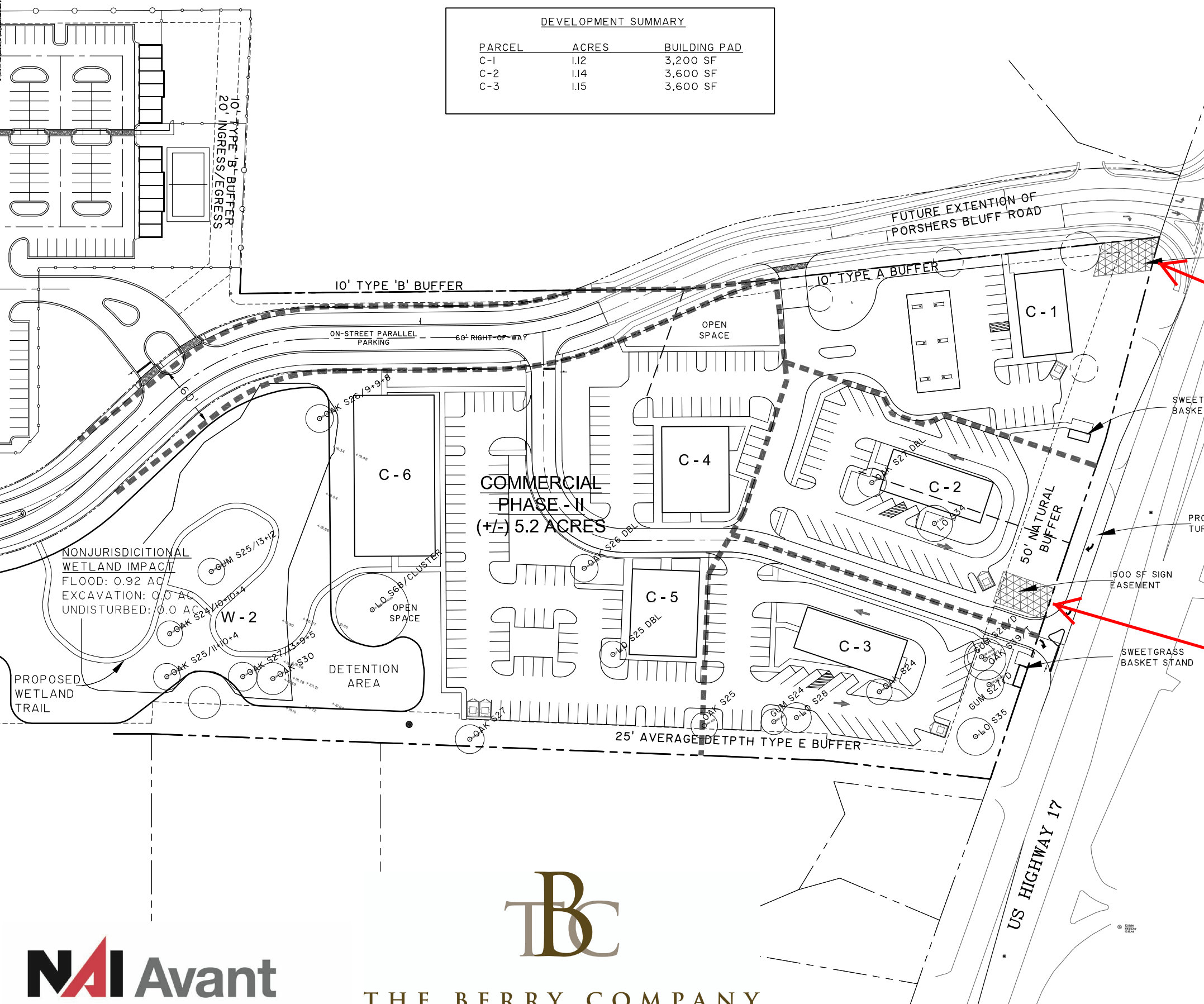


DEVELOPMENT SUMMARY		
PARCEL	ACRES	BUILDING PAD
C-1	1.12	3,200 SF
C-2	1.14	3,600 SF
C-3	1.15	3,600 SF



OAKLAND PLANTATION


PORCHERS BLUFF RD.

US HIGHWAY 17



NAI Avant
Commercial Real Estate Services, Worldwide.

THE BERRY COMPANY
LAND DEVELOPMENT



NO.	REVISIONS	BY	DATE

THOMAS & HUTTON ENGINEERING CO.
500 PARK OF COMMERCE WAY
POST OFFICE BOX 2727
SAVANNAH, GA. 31402
PHONE: (912) 234-5300
FAX: (912) 234-2800
WWW.THOMAS-HUTTON.COM
GEORGIA - SAVANNAH, BRUNSWICK
SOUTH CAROLINA - CHARLESTON, MYRTLE BEACH
NORTH CAROLINA - WILMINGTON

THE BERRY COMPANY
MOUNT PLEASANT, SOUTH CAROLINA
GREGORIE FERRY LANDING
SKETCH PLAN

JOB NO:	J-18455 BDEV
DATE:	3/29/10
DRAWN:	JAC
DESIGNED:	JAC
REVIEWED:	JAC
APPROVED:	JAC
SCALE:	1" = 50'

E3