




1 CAIN PARKWAY
ROCHELLE, IL 61868



AVAILABLE
87,777 SF



LEASE RATE
\$5.25 NNN



PURCHASE PRICE
STO

CLEAN WAREHOUSE OR STORAGE

Exclusive use of 5 docks with levers
Parking available for 75 vehicles with on-site trailer storage
New warehouse lighting

John Coleman
KWILL
847.323.7986
jcoleman@kwilladvisors.com

Matt Knafel
KWILL
317.385.9808
mknafel@kwilladvisors.com

John Marquardt
Transwestern
312.881.7043
john.marquardt@transwestern.com



1 CAIN PARKWAY

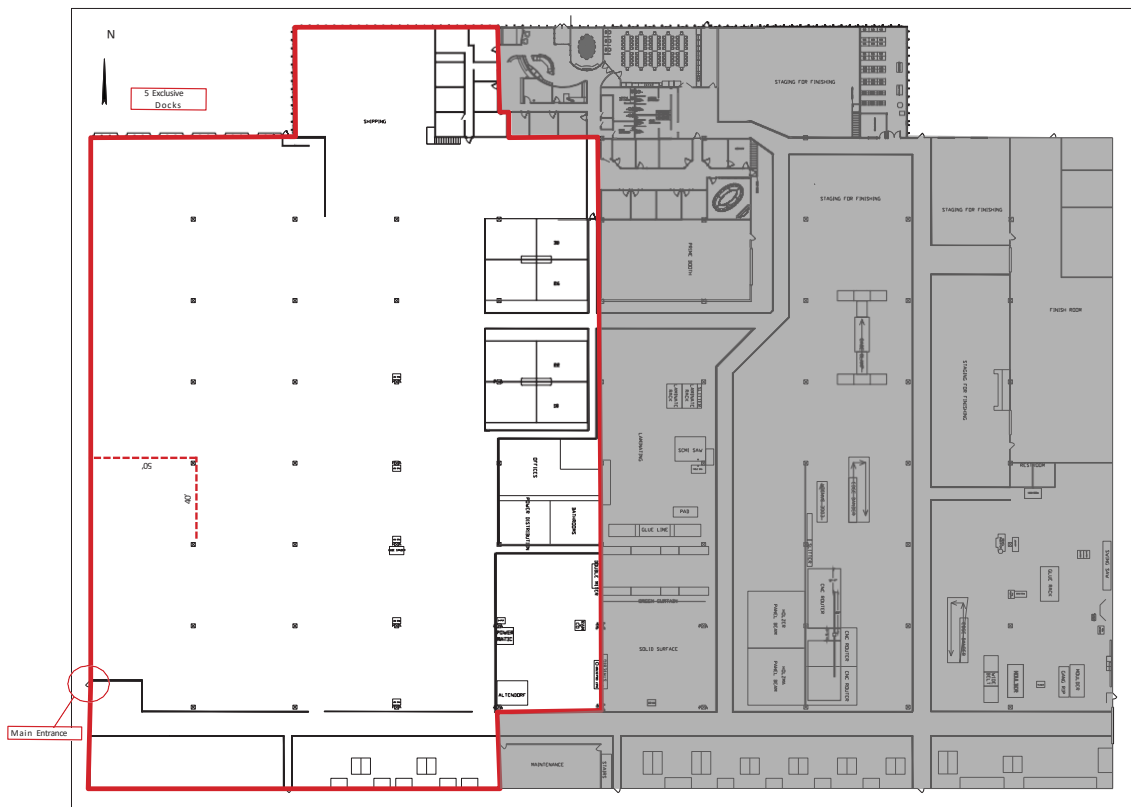
ROCHELLE, ILLINOIS

SITE SPECIFICATIONS

LAND	15.72 AC
YEAR BUILT	1985
YEAR RENOVATED	2023
TAXES & CAM	\$2.08 PSF
ZONING	I-1 LIGHT INDUSTRIAL
PARKING	75 VEHICLES
ON SITE TRAILER OR COMMODITY STORAGE	
NEAR TO UP/BNSF INTERMODAL RAIL	

BUILDING SPECIFICATIONS

TOTAL BUILDING AREA	178,595 SF
CLEAR HEIGHT	20'
SPRINKLER	RATED FOR HIGHER CLASS COMMODITIES
OFFICE	2,500 SF
BAY SIZE	50' X 40'
EXTERIOR DOCKS	5
DRIVE-IN DOORS	3 (TWO @ 16' WIDE)
NEW WAREHOUSE LIGHTING (2023)	



John Coleman
KWILL
847.323.7986

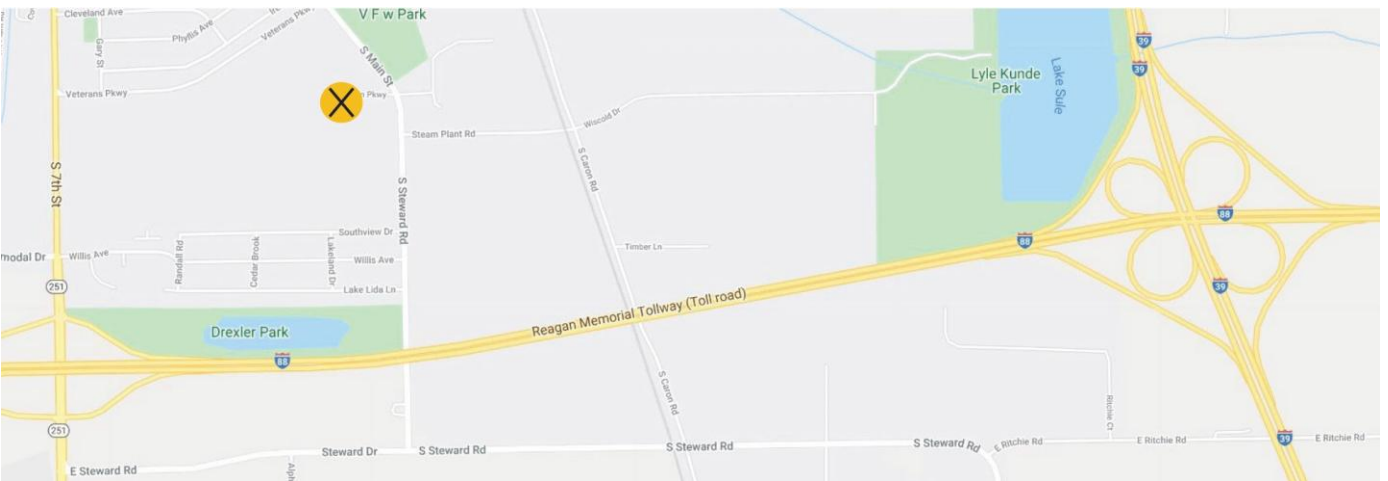

jcoleman@kwilladvisors.com

Matt Knafel
KWILL
317.385.9808

mknafel@kwilladvisors.com

John Marquardt
Transwestern
312.881.7043

john.marquardt@transwestern.com



John Coleman
KWILL
847.323.7986
jcoleman@kwilladvisors.com

Matt Knafel
KWILL
317.385.9808
mknafel@kwilladvisors.com

John Marquardt
Transwestern
312.881.7043
john.marquardt@transwestern.com