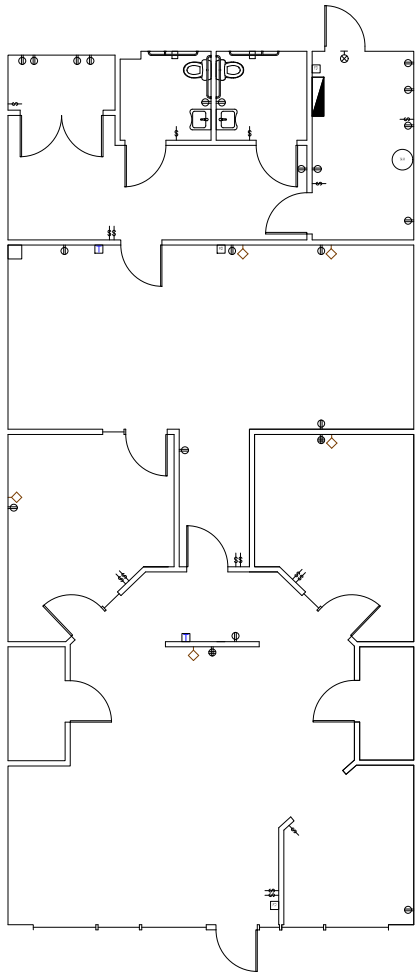

NOTE:
ELECTRICAL AND LIGHTING DRAWINGS ARE SCHEMATIC AND WHILE THEY SHOW THE APPROXIMATE QUANTITY OF FEATURES, THEIR EXACT QUANTITY AND THEIR LOCATION IN THE FIELD SHOULD BE VERIFIED PRIOR TO DEVELOPING CONSTRUCTION DOCUMENTS OR PERFORMING REMODELING WORK IN THE SPACE.

3 ELECTRICAL PLAN 1/4" = 1'-0"

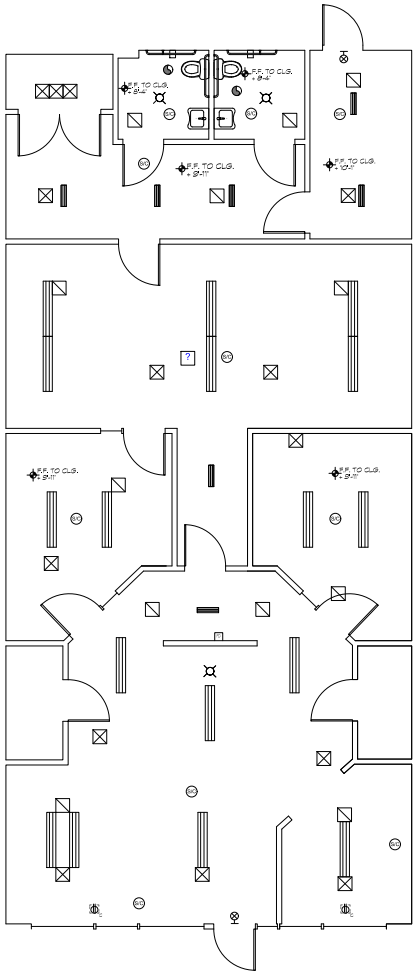

NOTE:
ELECTRICAL AND LIGHTING DRAWINGS ARE SCHEMATIC AND WHILE THEY SHOW THE APPROXIMATE QUANTITY OF FEATURES, THEIR EXACT QUANTITY AND THEIR LOCATION IN THE FIELD SHOULD BE VERIFIED PRIOR TO DEVELOPING CONSTRUCTION DOCUMENTS OR PERFORMING REMODELING WORK IN THE SPACE.

2 REFLECTED CEILING PLAN 1/4" = 1'-0"

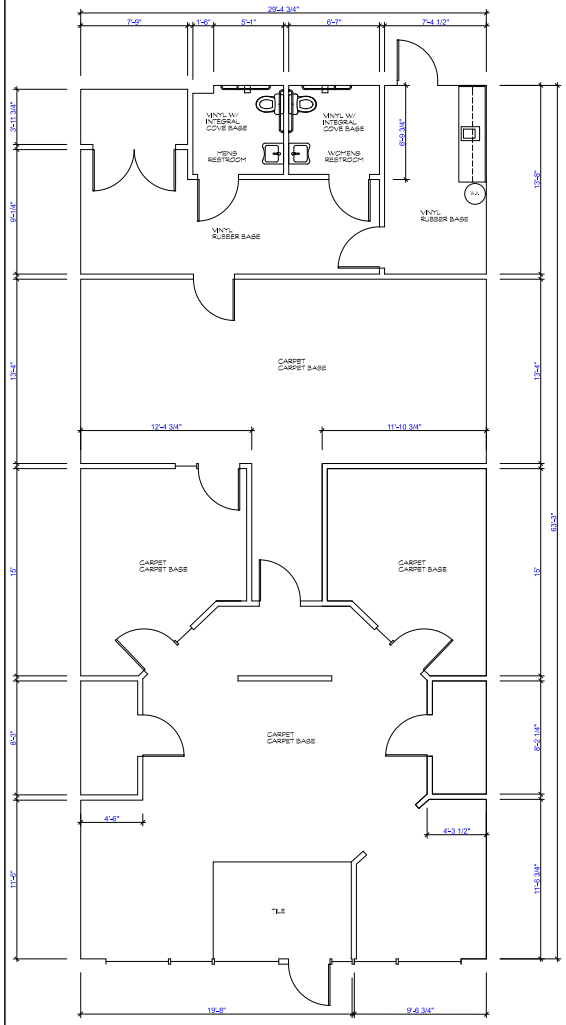

1 FLOOR PLAN 1/4" = 1'-0"

LICENSED ARCHITECT
ANDREW J. PARLOWSKI
No. C 25996
REN. DEC. 31, 2015
STATE OF CALIFORNIA

Revisions

siteline architecture
Andrew J. Parlowski, Architect, LEED AP
644 Zay Street
Nevada City CA 95959
530.478.9415 - 1
530.478.9415 - f
www.sitelinearch.com

EXISTING CONDITIONS

for

THE FOWLER CENTER

2038 NEVADA CITY HWY., GRASS VALLEY, APN: 35-280-20

RAB/DLA

12/18/14

#10-192

SUITE - 2038

A-2