

For Lease: The Pinnacle

5000-5084 Pinnacle Square | Trussville, AL



MARTIN SMITH, CCIM
205.776.6151 | martin.smith@srsre.com

COOPER SMITH
205.558.6161 | cooper.smith@srsre.com



For Lease The Pinnacle Trussville, AL

Property Specifications

SPACE AVAILABLE

680-13,300 SF

GLA

249,000 SF

Traffic Counts

Gadsden Highway, S of Site	32,947 VPD
I-59, NE of Site	64,339 VPD
I-459, S of Site	60,316 VPD
I-59, W of Site	46,397 VPD

Year: 2024 | Source: ALDOT

MARTIN SMITH, CCIM
205.776.6151 | martin.smith@srsre.com

COOPER SMITH
205.558.6161 | cooper.smith@srsre.com



About the Property

- The Pinnacle is a 249,000 SF first-class, well-anchored center of community activity located in a dominant retail corridor drawing from an extended trade area exceeding 15 miles.
- 1.5M annual visits to the Pinnacle (Placer.ai)
- Benefits from immediate proximity to I-59 and I-459, one of the region's major travel corridors
- The Valley Road Extension diverts traffic from US Highway 11 directly into and in front of The Pinnacle

Join These Retailers



SHOE DEPT.



Market Aerial: Pinnacle Trussville

Trussville, AL



Trussville Shopping Center

- TRACTOR SUPPLY CO.
- OLLIE'S BOUTIQUE
- Arbys
- Starbucks
- Full Moon BAR-B-QUE
- ASHLEY
- GameStop

Trussville Promenade I & II

- Walmart SUPERCENTER
- KOHL'S
- ZAXBY'S
- CITY OF CARA
- Marshalls
- REGAL
- cicis
- HIBBETT SPORTS
- Bath & Body Works
- ROSS DRESS FOR LESS
- verizon
- Chick-fil-A
- AT&T
- MILOS
- Walgreens
- LONGHORN

- McDonald's
- Wendy's
- Applebee's
- Jack's
- Publix

Pinnacle Trussville

- GAMEDAY MEN'S HEALTH
- belk
- at home
- chico's
- SHOE DEPT.
- GNC
- FINISH LINE
- ZALES
- LENS CRAFTERS
- CAJUN STEAMER
- BEST BUY
- LANE BRYANT
- claire's
- Casa Fiesta
- ROCKN ROLL SUSHI
- JCPenney
- Logan's ROADHOUSE
- OS1 ORTHOPEDIC & SPORTS INJURY CLINIC
- DOLLAR TREE
- Freddy's STEAKBURGERS
- DUNKIN'
- tazikis
- SLEEP OUTFITTERS
- tropical CAFE
- meiro
- WALK-ONS

Downtown Trussville

- Advance Auto Parts
- UMAMI
- MR. WEST'S
- Cookie Dough MAGIC
- Half Shell
- SONIC
- ACE Hardware
- Planet Smoothie
- ferus
- CVS

The Promenade at Tutwiler Farms

- target
- PET SUPPLIES PLUS
- TJ-maxx
- Burlington
- Academy
- KFC
- Arbys
- BAM! BOOKS-A-MILLION
- Bath & Body Works
- BACK ROOM SHOES
- KAY JEWELERS
- Michaels
- JIM 'N' NICK'S BAR-B-Q
- AT&T


Homestead Village

- ALDI
- HOBBY LOBBY
- ALABAMA OUTDOORS
- petco
- HomeGoods
- ULTA
- FIVE BELOW
- Kirkland's Home
- Spectrum
- crumbl COOKIES
- FIVE GUYS

SITE
5000-5804 Pinnacle Square

- Lowe's
- Staples
- Pop Day's
- COLD STONE
- verizon
- Waffle House
- MATTRESS FIRM
- Jack's
- Starbucks
- F&S
- McDonald's

- Walmart SUPERCENTER
- CVS



- TRUSSVILLE IS ONE OF THE FASTEST GROWING CITIES IN ALABAMA
- 7.4M SQUARE FEET OF RETAIL WITHIN THE TRUSSVILLE SUBMARKET
- 13.8M ANNUAL RETAILER VISITS WITHIN A 5-MILE TRADE AREA OF PINNACLE



THE PARK AT HAMILTON PLACE
WALKING TRAILS | COMMUNITY PARK
OFFICE | DAYCARE

WALK-ON'S
SPORTS NUTRITION
GRANDVIEW
MEDICAL CENTER
TRUSSVILLE FREESTANDING ER

TUTWILER FARM RESIDENTIAL AREA
POPULATION | 5,561
HOUSEHOLDS | 2,092
AVERAGE HH INCOME | \$171,268
DAYTIME POPULATION | 4,595
2024 ESRI

PROMENADE AT TUTWILER FARM
SHADOWS PINNACLE
TOP TIER SHOPPING CENTER | 4.8 MILLION ANNUAL VISITORS
TOP 10 POWER CENTER IN ALABAMA

PINNACLE

FRESENIUS
KIDNEY CARE
CHAMPION
FITNESS
urbanAir
ADVENTURE PARK

VALLEY ROAD EXTENSION
DIVERTS TRAFFIC FROM HIGHWAY 11
DIRECTLY INTO & IN FRONT OF PINNACLE
BYPASS ROAD CONSTRUCTED
PRIMARILY FOR AFFLUENT POCKET OF
RESIDENTS IN SHADER AREA

NEARBY AREA TRAFFIC DRIVERS

WALKABLE ENTERTAINMENT DISTRICT
(3 MILES NW OF PINNACLE)

TRUSSVILLE'S ONLY OUTDOOR STAGE AND CONCERT VENUE, THE GATEWAY, FEATURES A 27-FOOT-WIDE LED SCREEN BACKDROP, AN OUTDOOR PAVILION WITH CAPACITY FOR A FARMER'S MARKET OR UP TO 2,500 CONCERT SPECTATORS - A COMMUNITY GATHERING PLACE FOR THE FAMILY!



TRUSSVILLE ATHLETICS COMPLEX
(5.5 MILES NW OF PINNACLE)

128 ACRE COMPLEX HOSTS TOURNAMENTS FOR MANY SPORTS INCLUDING SOFTBALL, SOCCER, BASEBALL, AND FOOTBALL



TENANTS

Suite 200	Belk	SF	Suite 520	Finish Line	SF	Suite 930	City of Trussville PD Annex	3,480 SF	MAJ4	Best Buy	30,000 SF
Suite 210	Available	4,050 SF	Suite 530	Available	680 SF	Suite 940	Available	3,800 SF	Suite 1410	Gadsden Nails	2,041 SF
Suite 220	Kay Jewelers	SF	Suite 540	DDS Dentures + Implant	4,700 SF	Suite 950	Available	2,000 SF	Suite 1420	Trussville Children's Theater	1,600 SF
Suite 230	OS1 Sports Injury Clinic	SF	Suite 610	Available	5,500 SF	Suite 1010	Available	1,000 SF	Suite 1430	Rock N Roll Sushi	1,799 SF
Suite 240	Lane Bryant	SF	Suite 620	Available	1,750 SF	Suite 1020	Available	6,500 SF	Suite 1440	Available	2,560 SF
Suite 310-320	Dollar Tree	SF	Suite 630	Available	4,000 SF	MAJ3	JCPenney	97,440 SF	Suite 1505	Available	2,546 SF
Suite 330	Zales	SF	Suite 640	At Home	96,456 SF	Suite 1210	LensCrafters	3,200 SF	Suite 1510	La Farre Market	2,254 SF
Suite 340	Chico's	SF	Suite 810	Shoe Dept.	5,200 SF	Suite 1220	Results Physiotherapy	2,734 SF	Suite 1520	Casa Fiesta Grill & Cantina	4,241 SF
Suite 410	AT LEASE	5,800 SF	Suite 820-830	Sugarplum Kids	3,055 SF	Suite 1225	Moon's Day Spa	1,117 SF			
Suite 420	Available	890 SF	Suite 910	Available	3,400 SF	Suite 1230	Getting Started Workshop	2,390 SF			
Suite 510	Available	4,050 SF	Suite 915	Gameday Men's Health	1,820 SF	Suite 1240	GNC	1,600 SF			



At Home Anchor



Best Buy Anchor



JC Penney Anchor



Belk Anchor



Dollar Tree, Zales, & Chico's



Casa Fiesta Southern End Cap View



Cajun Steamer Outparcel (Not part of The Pinnacle)



Joy East Outparcel (Not part of The Pinnacle)



The Pinnacle Aerial View from I-20



Logan's Roadhouse Outparcel (Not part of The Pinnacle)



Area Snapshot

3 MILES

38,135
Population

42,347
Total Daytime
Population

\$89,535
Average Household
Income

14,746
Total
Households

5 MILES

91,765
Population

82,314
Total Daytime
Population

\$89,327
Average Household
Income

34,831
Total
Households

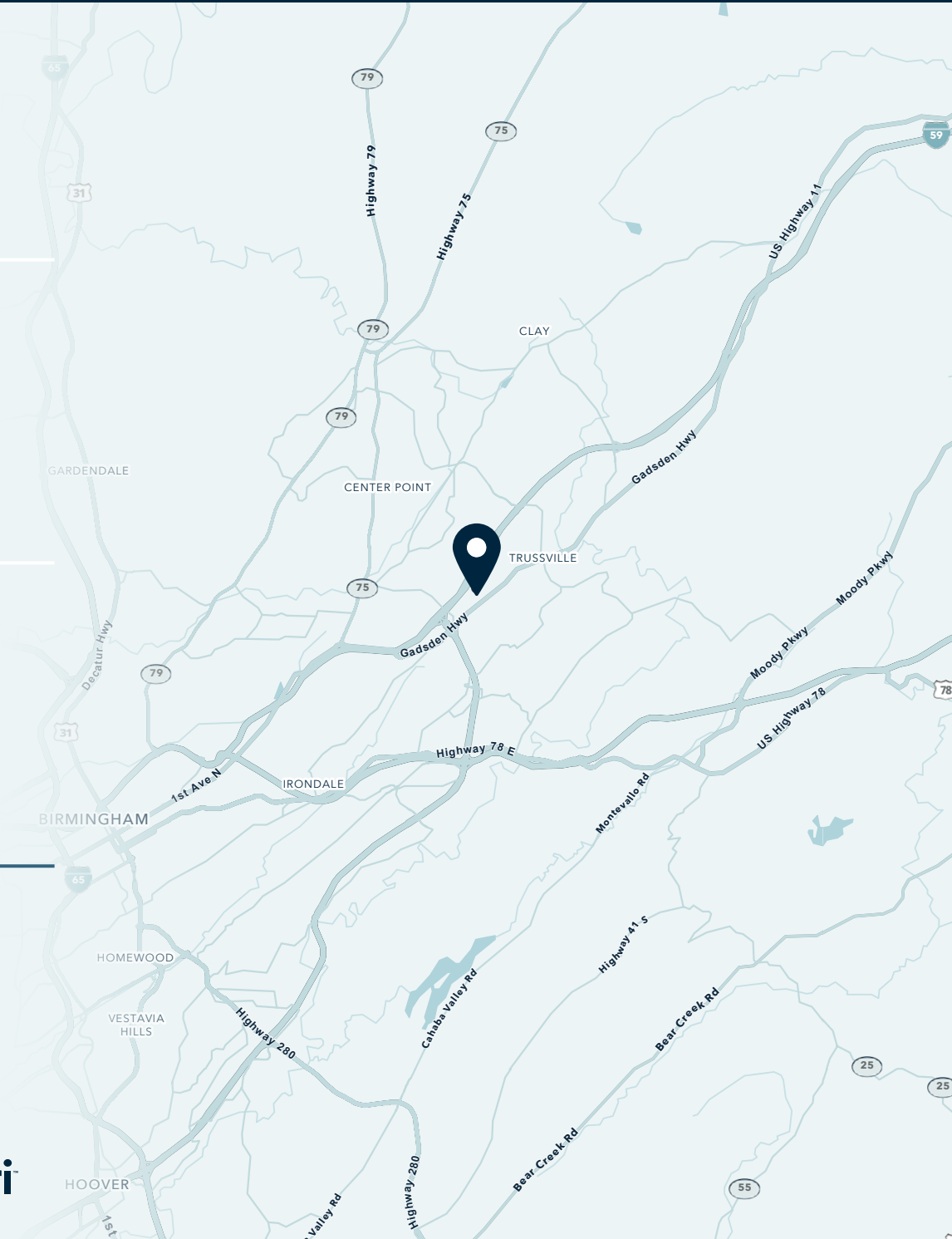
7 MILES

142,602
Population

129,940
Total Daytime
Population

\$88,297
Average Household
Income

55,085
Total
Households



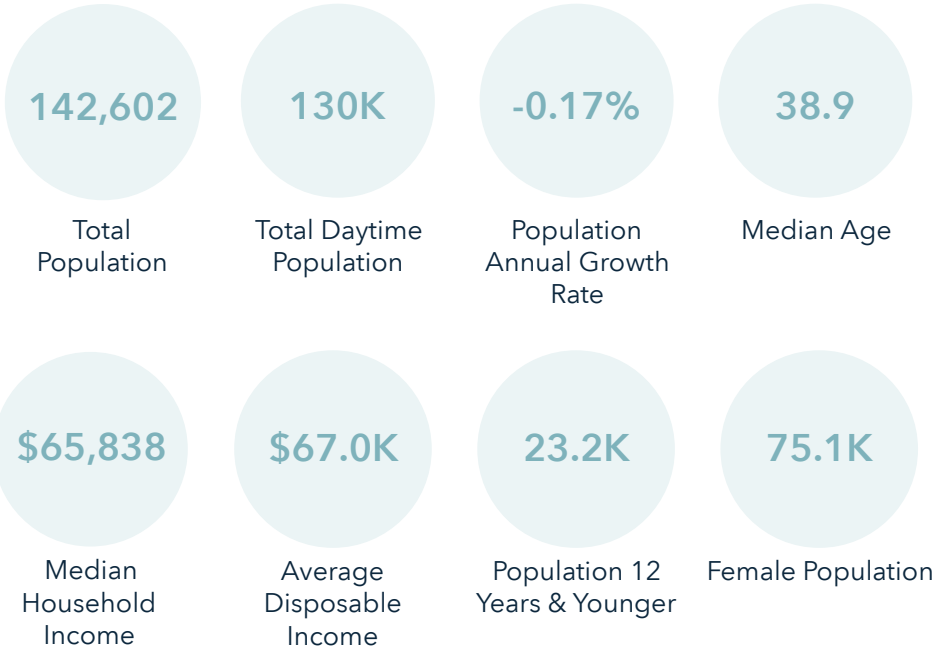
Want more? Contact us for a complete demographic, foot-traffic, and mobile data insights report.

SOURCE esri

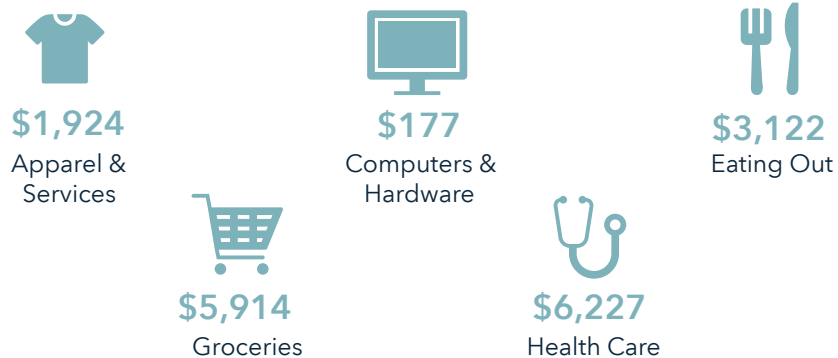


Ring of 3 Miles

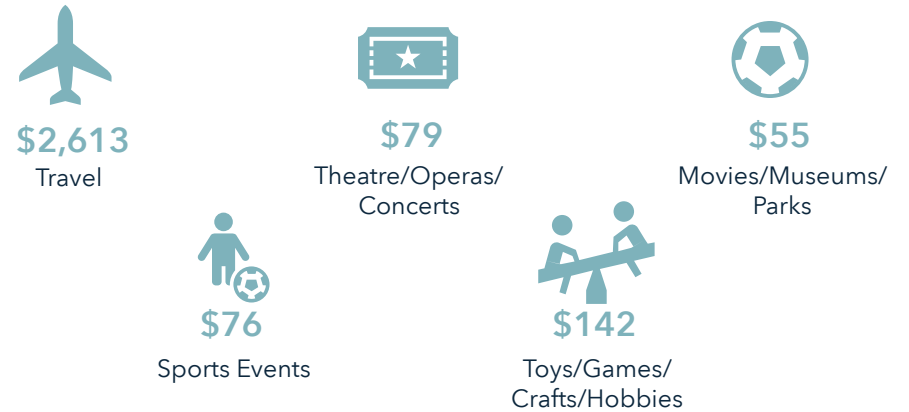
Key Facts



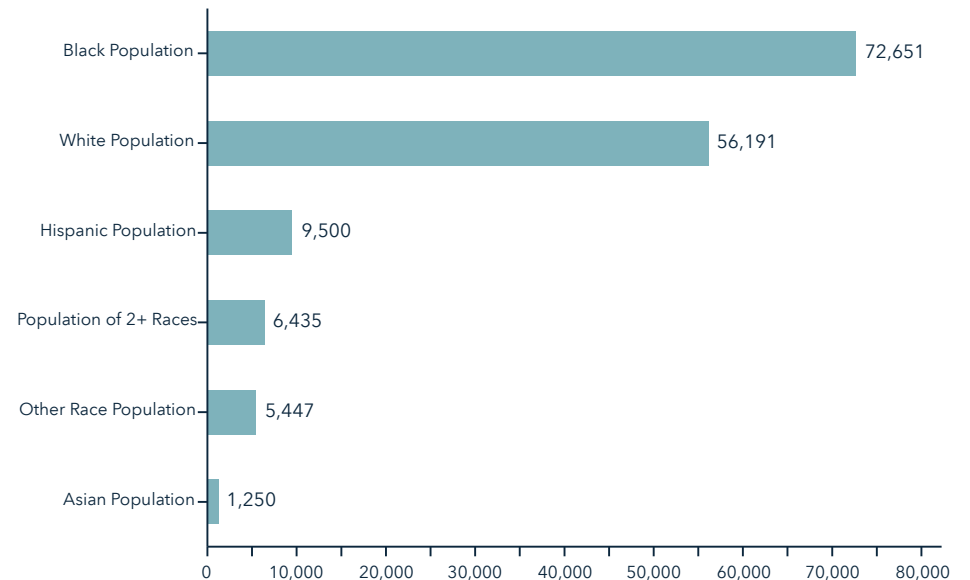
Annual Household Spending



Annual Lifestyle Spending



Race





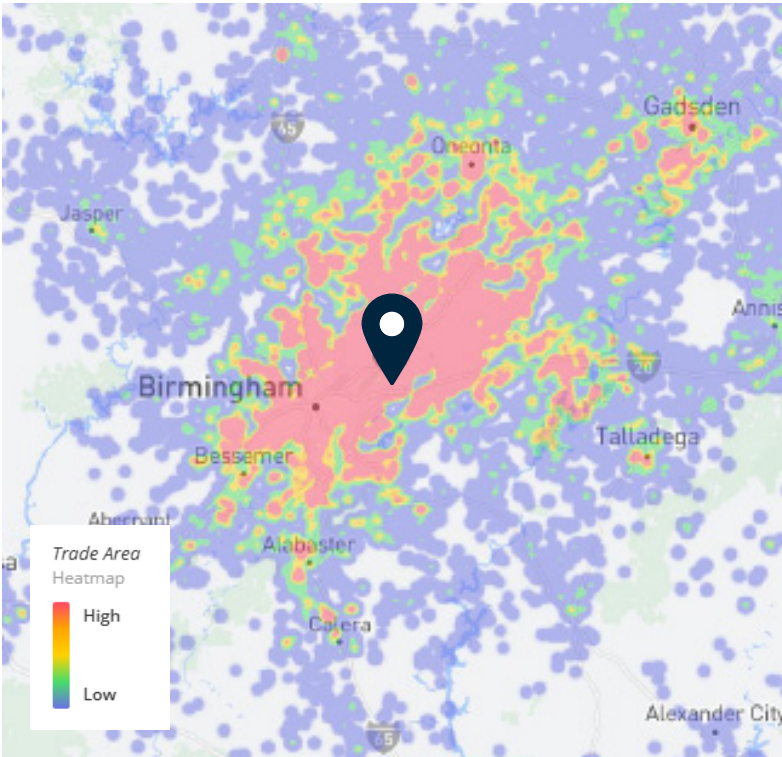
Data for 02/21/2025 - 02/20/2026



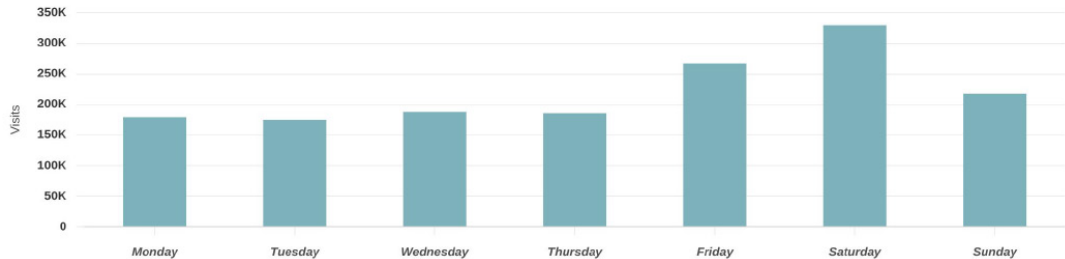
VISITS TREND



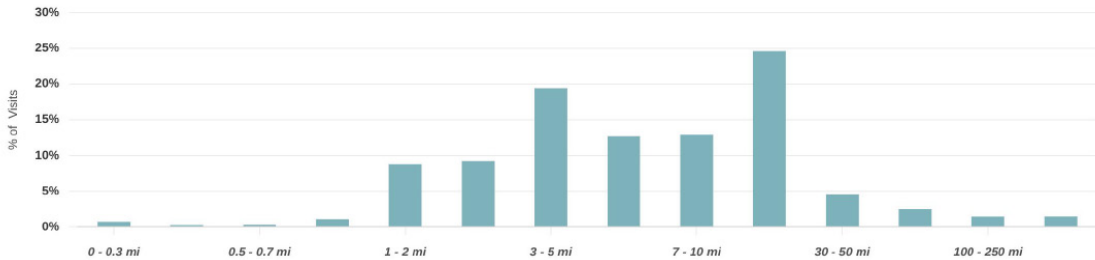
TRADE AREA



DAILY VISITS



TRADE AREA COVERAGE BY DISTANCE



Want more? Contact us for a complete demographic, foot-traffic, and mobile data insights report.



SRS REAL ESTATE PARTNERS

304 20th Street South
Birmingham, AL 35233
205.259.2195

SRSRE.COM

©2026 SRS. All Rights Reserved.

The information presented was obtained from sources deemed reliable;
however SRS does not guarantee its completeness or accuracy.