



FOR LEASE

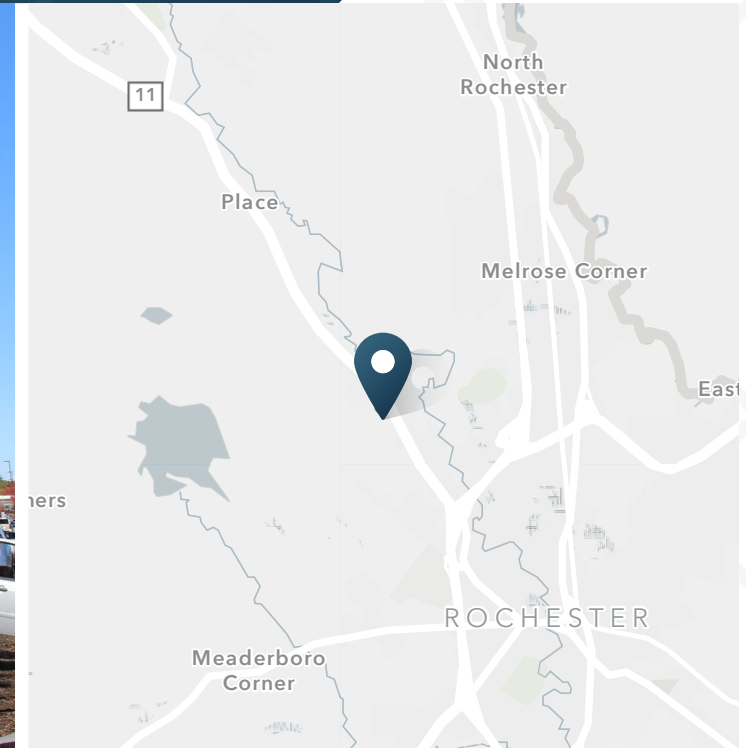
The Ridge Marketplace

92 Farmington Road | Rochester, NH



The Ridge Marketplace

92 Farmington Road | Rochester, NH



2,187 SF

2,198 SF

Available Opportunities



Partnered with

ABOUT THE PROPERTY

- Located on Route 11, the only road leading to the famed lakes region.
- Key Tenants include Market Basket (26,000 customers per week), Hobby Lobby, ULTA, Marshalls, The Paper Store, Starbucks, 110 Grill, Ewiva, and Jersey Mikes.
- Shadow anchor Walmart is the state's top performing Walmart.
- Outdoor park area features seasonal entertainment, community events, and alfresco dining.
- "The City of Rochester was featured as a Top 10 Investment Destination in European CEO Magazine."

JOIN THESE RETAILERS



Marshalls

HOBBY LOBBY



OLD NAVY



PLACER AI DATA

4M

Visits in the Last 12 Months

#4

Ranked Shopping Center in NH

The Ridge: Phase I

92 Farmington Road | Rochester, NH



Available
2,198 SF



**The Ridge
Phase II**

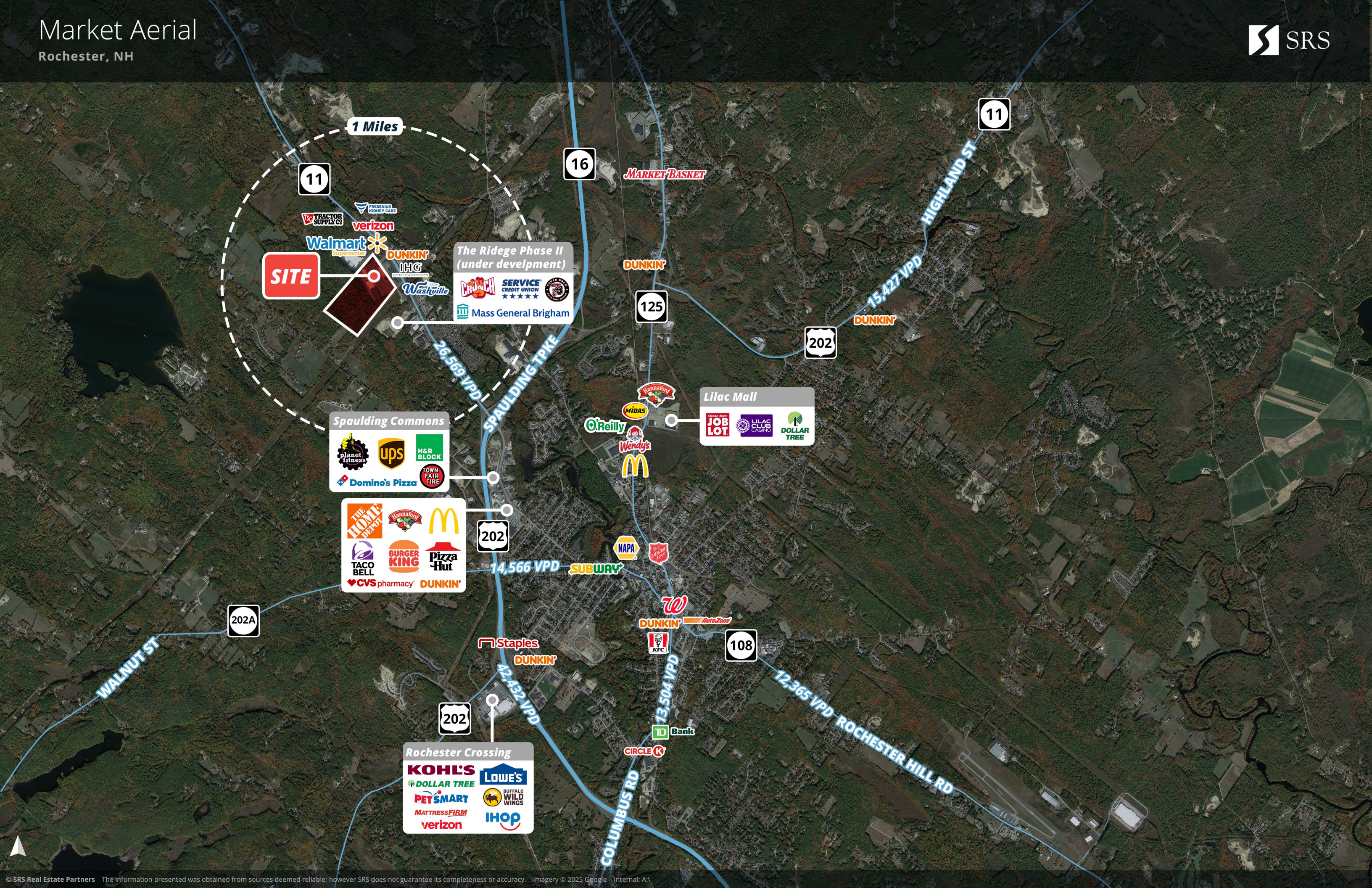


Pending
2,803 SF

The Ridge: Phase I

92 Farmington Road | Rochester, NH





SITE

1 Miles

11

16

11

MARKET BASKET

TRACTOR SUPPLY CO

verizon

Walmart Supercenter

DUNKIN'

IHG

Washville

The Ridege Phase II (under development)

CRUNCH

SERVICE CREDIT UNION

Mass General Brigham

DUNKIN'

125

202

DUNKIN'

15,427 VPD

HIGHLAND ST

Spaulding Commons

planet fitness

ups

H&R BLOCK

Domino's Pizza

TOWN FAIR TIRE

O'Reilly

MIDAS

Wendy's

McDonald's

Lilac Mall

JOB LOT

LILAC CLUB CASINO

DOLLAR TREE

THE HOME DEPOT
Hannaford
McDonald's
TACO BELL
BURGER KING
Pizza Hut
CVS pharmacy
DUNKIN'

202

14,566 VPD

SUBWAY

NAPA

WALMART

W

DUNKIN'

AutoZone

KFC

108

TD Bank

CIRCLE K

Rochester Crossing

KOHL'S

DOLLAR TREE

LOWE'S

PET SMART

BUFFALO WILD WINGS

MATTRESS FIRM

IHOPE

verizon

202

Staples

DUNKIN'

42,432 VPD

73,504 VPD

COLUMBUS RD

12,365 VPD ROCHESTER HILL RD

WALNUT ST

202A

The Ridge: Phase I

92 Farmington Road | Rochester, NH



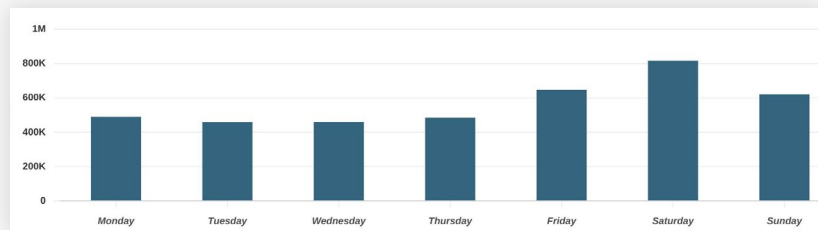
MOBILE DATA & FOOT TRAFFIC INSIGHTS

Estimated Annual Visits

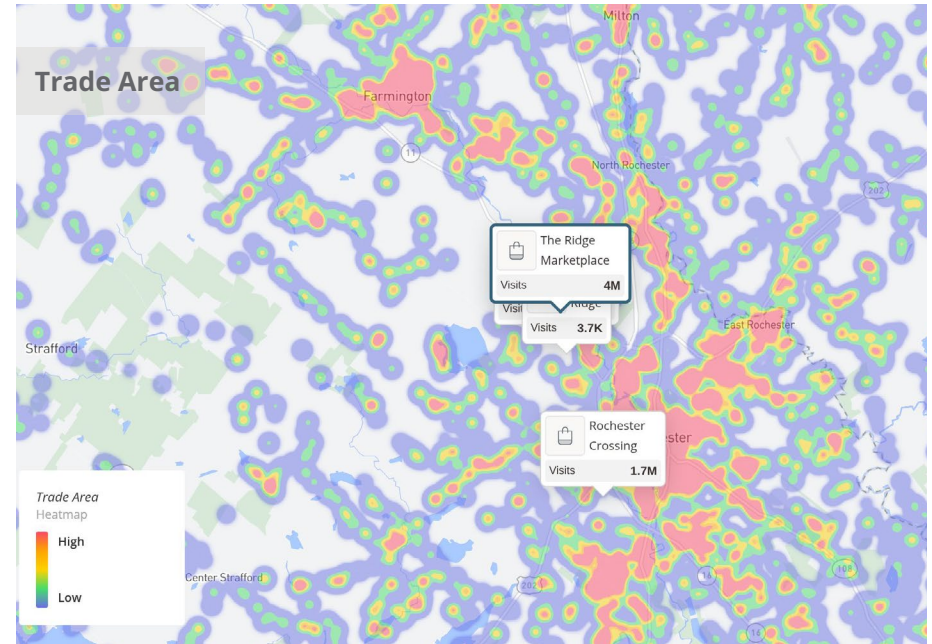
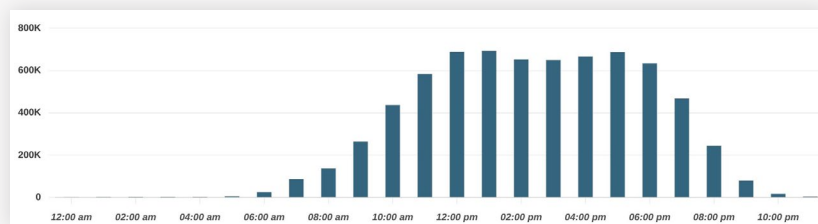
12/01/2024 - 11/30/2025

Estimated # of Customers	Estimated # of Visits	Average Visits/Customer
398.7K	4M	10.03

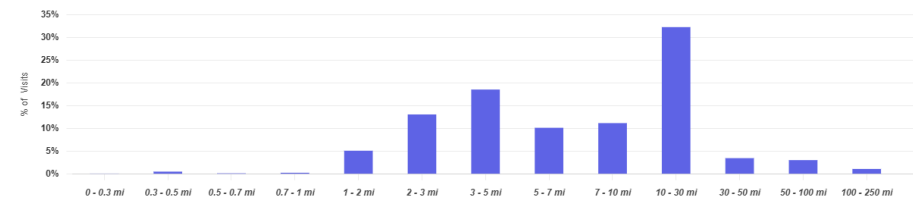
Daily Visits



Hourly Visits



Trade Area Coverage by Distance



> **Want more?** Contact us for a complete demographic, foot-traffic, and mobile data insights report.



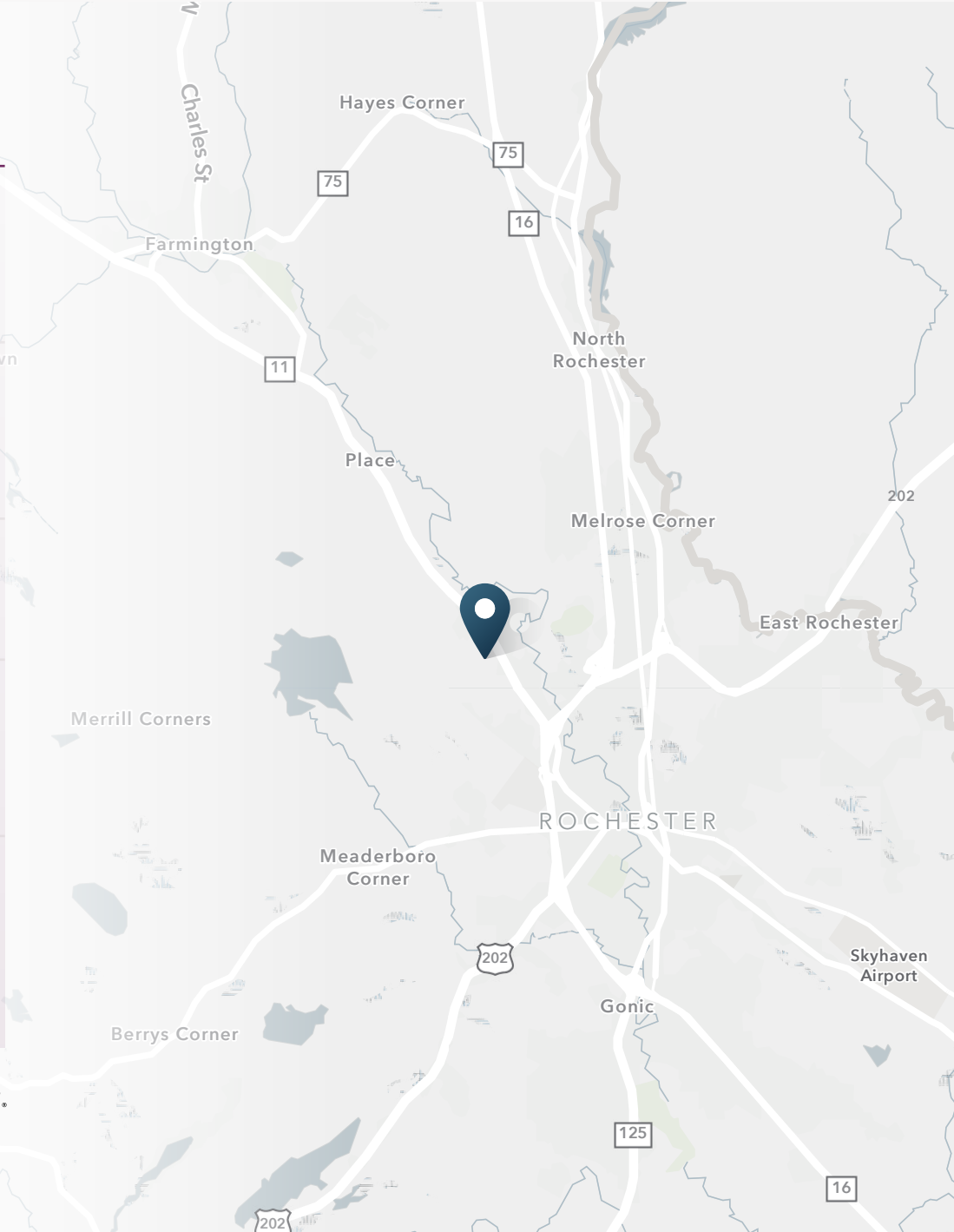
The Ridge Marketplace

92 Farmington Road | Rochester, NH



DEMOGRAPHIC HIGHLIGHTS

Population	1 mile	3 miles	5 miles
2025 Estimated Population	1,674	5,112	9,651
2030 Projected Population	1,673	5,135	9,735
Proj. Annual Growth 2025 to 2030	-0.01%	0.09%	0.17%
Daytime Population			
2025 Daytime Population	2,603	6,788	11,215
Workers	1,932	4,615	6,752
Residents	671	2,173	4,463
Income			
2025 Est. Average Household Income	\$163,741	\$152,419	\$141,283
2025 Est. Median Household Income	\$127,864	\$111,172	\$106,581
Households & Growth			
2025 Estimated Households	722	2,289	4,235
2030 Estimated Households	735	2,343	4,353
Proj. Annual Growth 2025 to 2030	0.36%	0.47%	0.55%
Race & Ethnicity			
2025 Est. White	92%	91%	90%
2025 Est. Black or African American	0%	1%	1%
2025 Est. Asian or Pacific Islander	1%	1%	1%
2025 Est. American Indian or Native Alaskan	0%	0%	0%
2025 Est. Other Races	6%	7%	8%
2025 Est. Hispanic (Any Race)	3%	4%	4%



> **Want more?** Contact us for a complete demographic, foot-traffic, and mobile data insights report.





SRS Real Estate Partners
400 Fifth Avenue, Suite 105
Waltham, MA 02451
857.263.3839

Bryan Wright

617.245.0671

Bryan.Wright@srsre.com

Christian G. Janelle

617.872.1115

Chris.Janelle@srsre.com

Sam Mazza

617.880.7618

samantha.mazza@srsre.com

Joe Quinn

617.379.7327

joe.quinn@srsre.com

Jonathan.Lapat
Broker of Record

SRSRE.COM