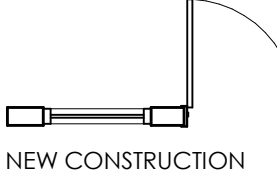
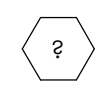
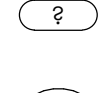
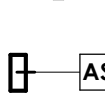

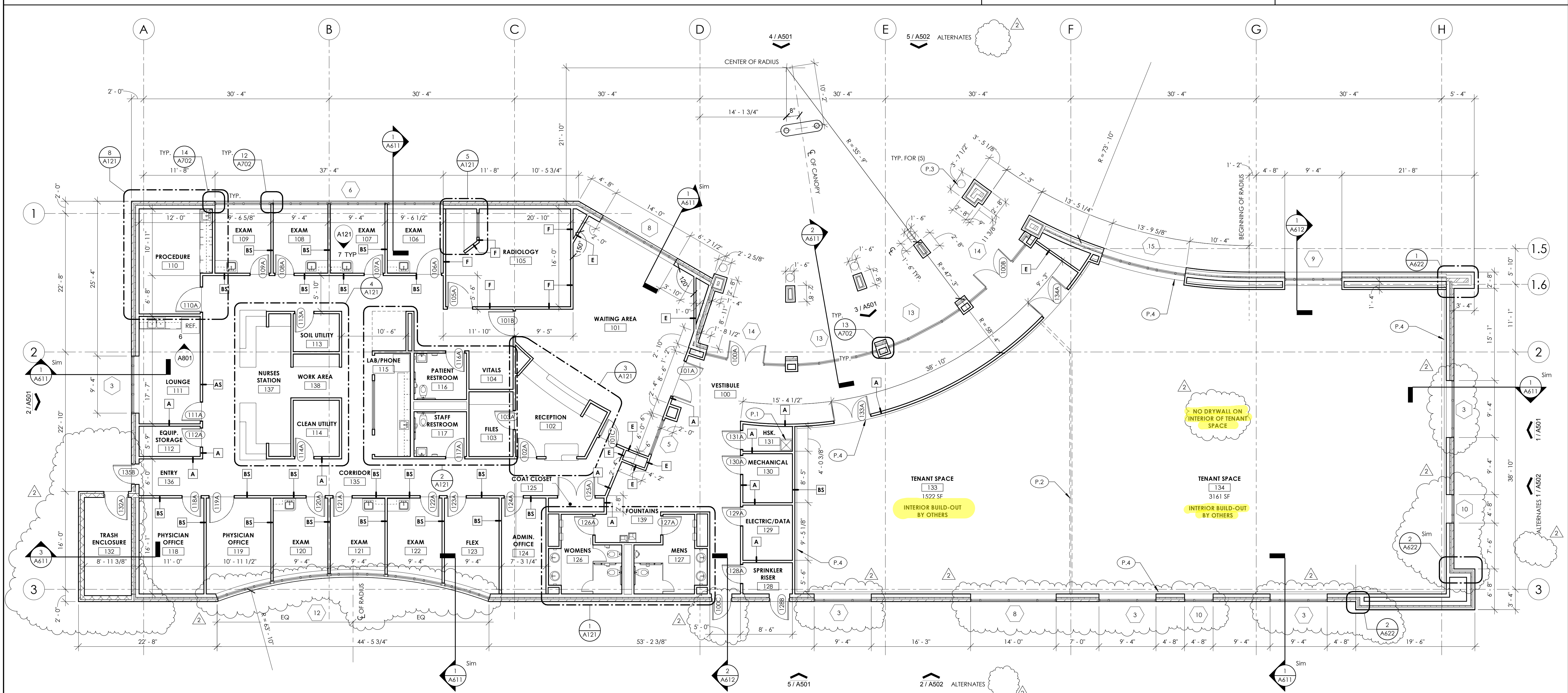


**ARCHITECTURAL KEY NOTES**

- P.1 24" X 24" MOP SINK. REFER TO MEP DOCUMENTS
- P.2 PROPOSED FUTURE LOCATION OF TENANT DEMISING WALL. TO BE COMPLETED WITH INTERIOR TENANT BUILD-OUT.
- P.3 PRECAST CONCRETE BOLLARDS: 16" DIAM.
- P.4 FOR SLAB EXTENTS IN TENANT SPACE, REFER TO STRUCTURAL DRAWINGS

**ARCHITECTURAL KEYS LEGEND**

- (SEE SHEET A001 FOR ARCHITECTURAL GENERAL NOTES)
- 
- NEW CONSTRUCTION
-  DENOTES FRAME ELEVATION, SEE FRAME ELEVATIONS, SHEET A701
  -  DENOTES DOOR NUMBER, SEE DOOR SCHEDULE SHEET A701
  -  DENOTES ITEM FROM PLAN KEYNOTES
  -  WALL TYPES, SEE WALL TYPE LEGEND SHEET A001.



**1 ARCHITECTURAL FLOOR PLAN**  
1/8" = 1'-0"



REVISION NUMBER	REVISION DATE	REVISION DESCRIPTION
1	02/11/2015	AS Dwg.
2		

**CONSULTANTS**


3939 PRIORITY WAY SOUTH DRIVE  
SUITE 200  
INDIANAPOLIS, IN 46240  
Phone (317) 844-6777  
E-Mail: cripe@cripe.biz

**CRIFE**  
ARCHITECTS  
P.L.L.C.

ARCHITECTURAL DESIGN  
MECHANICAL DESIGN  
ELECTRICAL DESIGN  
PLUMBING DESIGN  
HVAC DESIGN  
EQUIPMENT PLANNING  
RELEASE SERVICES



ARCHITECTURAL FLOOR PLAN  
**JOHNSON MEMORIAL HEALTH - MOB**  
1000 SOUTH U.S. 31 GREENWOOD, IN 46143



Sheet: MTA  
Project: SFM  
Drawing: Approver  
Notes: As indicated  
Title: **A101**  
Date: 12/16/2015  
Project Number: 150372-10000