

FOR LEASE

NEC HARBOR BLVD & COMMONWEALTH AVE
COMMONWEALTH PLAZA

±2,501 SF Second Generation Improved Restaurant
(AVAILABLE 7/1/26 - DO NOT DISTURB)

100 S. Harbor Blvd, Suite A, Fullerton, CA 92832

**ENDCAP
IMPROVED RESTAURANT**

E. Commonwealth Ave

S. Harbor Blvd

Represented by



Property owned &
managed by





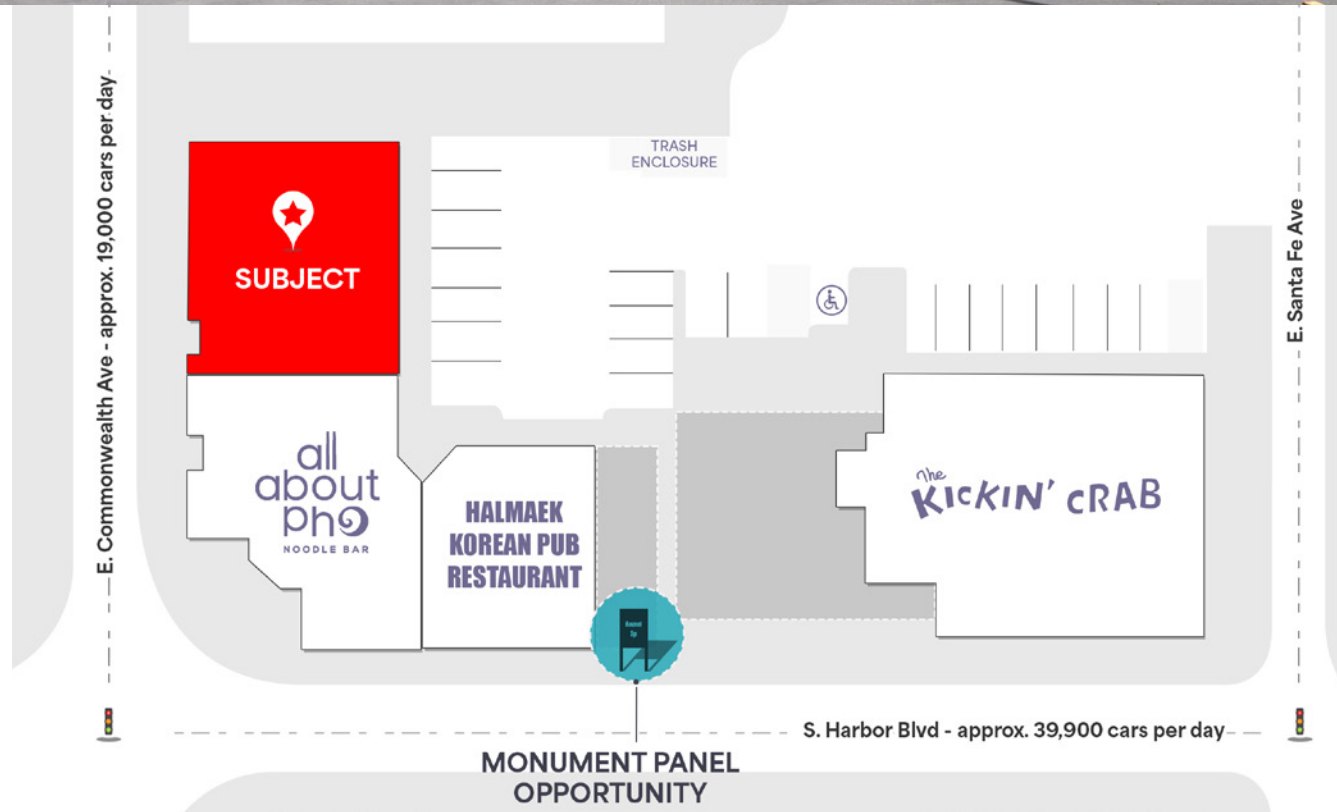
FOR LEASE

NEC HARBOR BLVD & COMMONWEALTH AVE
COMMONWEALTH PLAZA
100 S. Harbor Blvd, Suite A
Fullerton, CA 92832

±2,501 SF

Second Generation
Improved Restaurant

AVAILABLE 7/1/26 - DO NOT DISTURB





Property owned & managed by



FOR LEASE

NEC HARBOR BLVD & COMMONWEALTH AVE
COMMONWEALTH PLAZA

100 S. Harbor Blvd, Suite A
Fullerton, CA 92832

±2,501 SF

**Second Generation
Improved Restaurant**

AVAILABLE 7/1/26 - DO NOT DISTURB

COME JOIN SURROUNDING HIGH VOLUME RESTAURANTS



HIGHLIGHTS

- Second generation improved restaurant
- Strategically located the main corridor through Downtown Fullerton at the intersection of Harbor Blvd and Commonwealth Ave (combined traffic of over 60,000 cars per day)
- High profile location with great visibility to Harbor Blvd
- Outstanding demographics with average household incomes of over \$100,000 in a one and five mile radius
- Nearby Fullerton College (23k+ enrolled every year) and California State Fullerton University (41k+ enrolled, 2023-2024)
- Positioned within North Orange County's premier destinations for dining & nightlife entertainment



surrounding

TRADE AREA

Fullerton is a full-service city renowned for its unique mix of residential, commercial and industrial, educational and cultural environments that provide an outstanding quality of life for its residents.

The City Council has officially approved a fresh new look for our downtown wayfinding as part of the Transit Center Enhancement project; completed mid 2025.

DEMOGRAPHICS

*source: Esri

	EST. POPULATION	EST. DAYTIME POPULATION	AVG. HH INCOME	MEDIAN AGE
1 Mile	26,024	16,018	\$121,755	37.4
3 Miles	221,592	91,700	\$126,691	36.1
5 Miles	589,769	301,717	\$127,889	37.4



NEC HARBOR BLVD & COMMONWEALTH BLVD
100-150 N. Harbor Blvd, Fullerton, CA 92832

St. Jude Medical Center
200k SF



2mi

CALIFORNIA STATE UNIVERSITY
FULLERTON
43,000 students
(2024-25)

FULLERTON





Hillcrest Park
Shopping
Center



FULLERTON
COLLEGE
49,136 students
(2023-24)

Over 3K
Communters
Daily

DOWNTOWN
FULLERTON



CA-91 FWY

57

CA-57 FWY

91



LEASING INFORMATION CONTACT

TERRISON QUINN
terrison.quinn@srsre.com
949.698.1107
CA License No. 01789657

CASEY MAHONY
casey.mahony@srsre.com
949.698.1108
CA License No. 01886184

TONY VUONA
tony.vuona@srsre.com
949.270.8211
CA License No. 02046746

SRS REAL ESTATE PARTNERS / 680 Newport Center Drive, Ste 300 / Newport Beach, CA 92660

This information contained herein was obtained from sources deemed to be reliable; however SRS Real Estate Partners makes no guarantees, warranties or representations as to the completeness or accuracy thereof.

Represented by  **SRS**

Property owned &
managed by

 **DMP PROPERTIES**
WHERE LONG TERM OWNERSHIP MEETS IN HOUSE MANAGEMENT