

1100 S. ETIWANDA AVENUE

Ontario, California 91761

INLAND EMPIRE WEST | CENTRAL ONTARIO LOCATION

Available Now



FOR LEASE

±185,342 SF





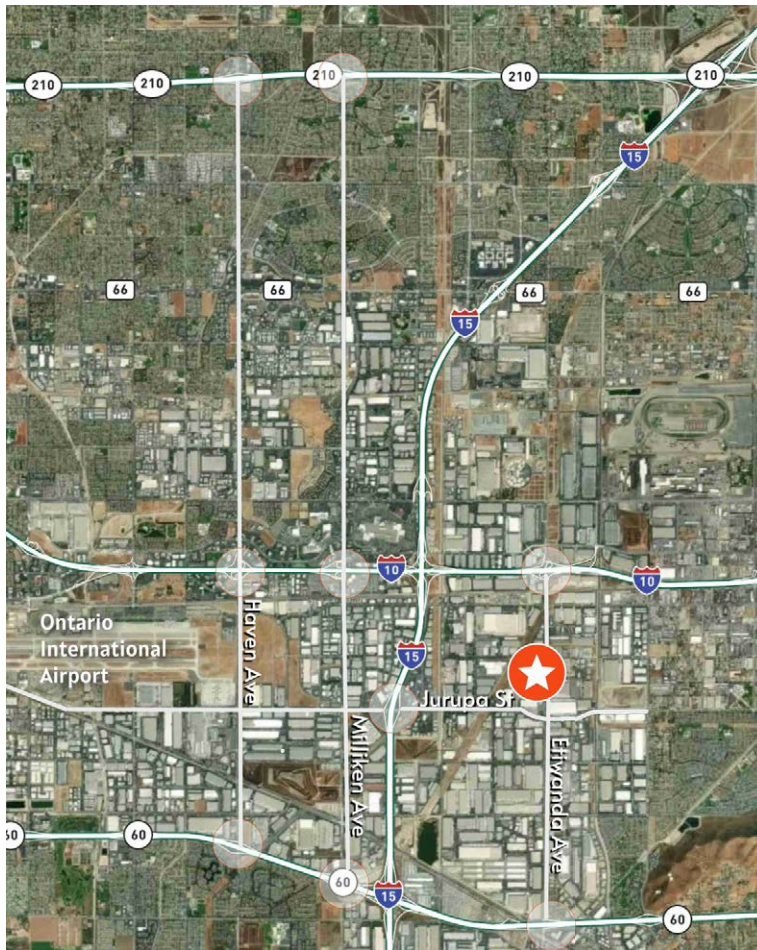
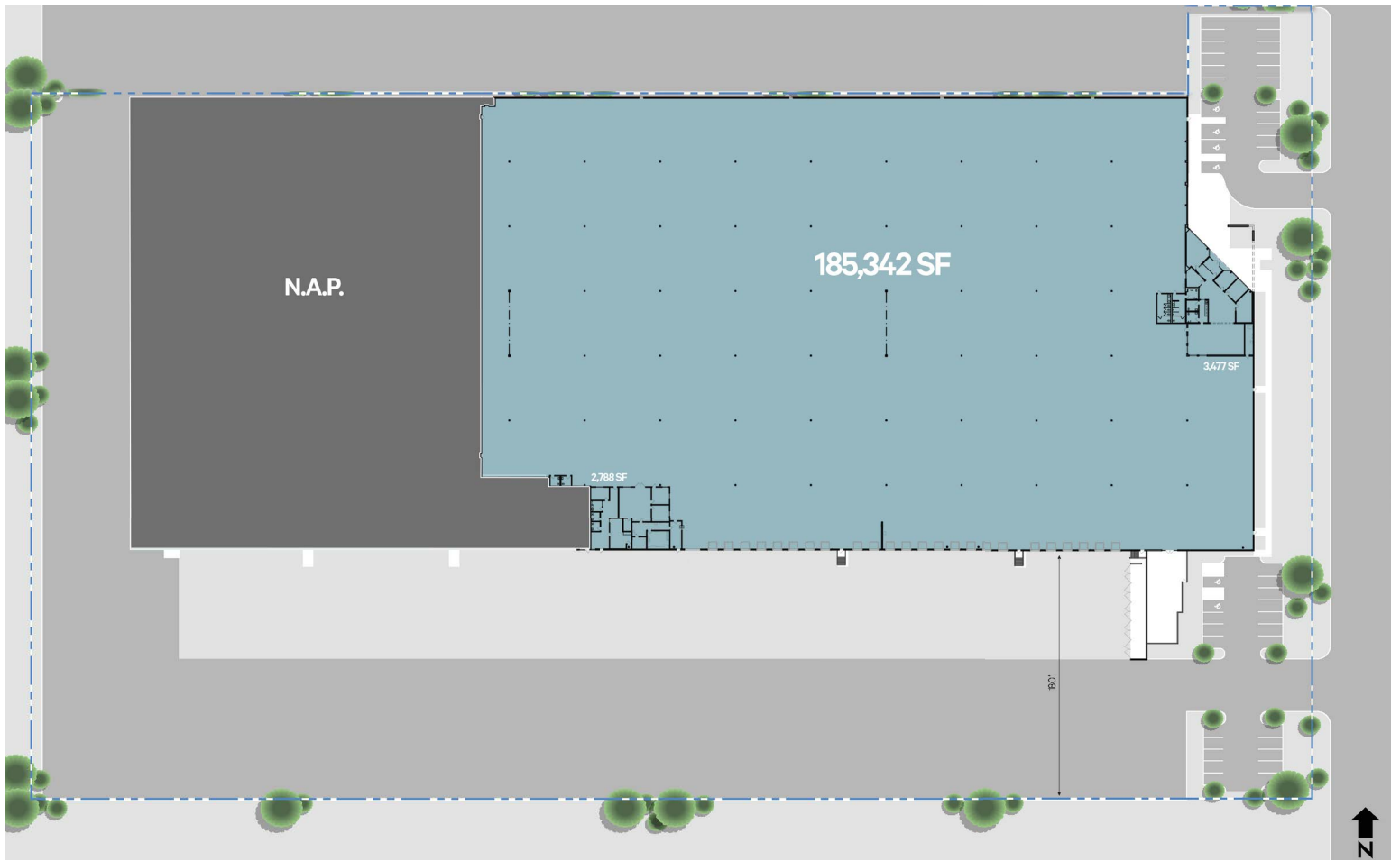
LEASED BY











BUILDING FEATURES

POLB ±274,312 SF

±6,265 SF of office and restrooms

30' clear height at first column

ESFR sprinklers (K-17 heads)

24 dock high loading doors (8' x 10')

23 dock doors with mechanical levelers

1 grade level door (12' x 14')

LED warehouse lighting

1,200 amps, 277/480 volt electrical panel (verify)

Abundant warehouse restrooms

48' x 56' typical column spacing

180' truck court with 120' concrete apron

Shared truck court

Central Ontario location with easy freeway access to the 10, 15 and 60 freeways

CONTACT INFORMATION

±185,342 SF
Available for Lease

1100 S. ETIWANDA AVENUE
ONTARIO, CALIFORNIA 91761

David Consani

david.consani@cbre.com
(909) 418-2005

CA Lic. 00866234

Jim Koenig

jim.koenig@cbre.com
(909) 418-2008

CA Lic. 00905257

This document is for informational purposes only and does not constitute an offer or acceptance of a lease. Any lease agreement must be in writing and signed by the landlord. No representations or warranties are made except as expressly stated in a signed lease. Information is provided "as is" and may be subject to errors or change without notice.

© 2026 CBRE and the CBRE logo are service marks of CBRE, Inc. All other marks displayed on this document are the property of their respective owners, and the use of such logos does not imply any affiliation with or endorsement of CBRE.



LEASED BY

CBRE