


INDUSTRIAL SPACE FOR LEASE



RIVERSIDE BUSINESS CENTER

1139 LEHIGH AVE, WHITEHALL, PA

34,144+ SF AVAILABLE



RIVERSIDE BUSINESS CENTER

1139 LEHIGH AVE, WHITEHALL, PA

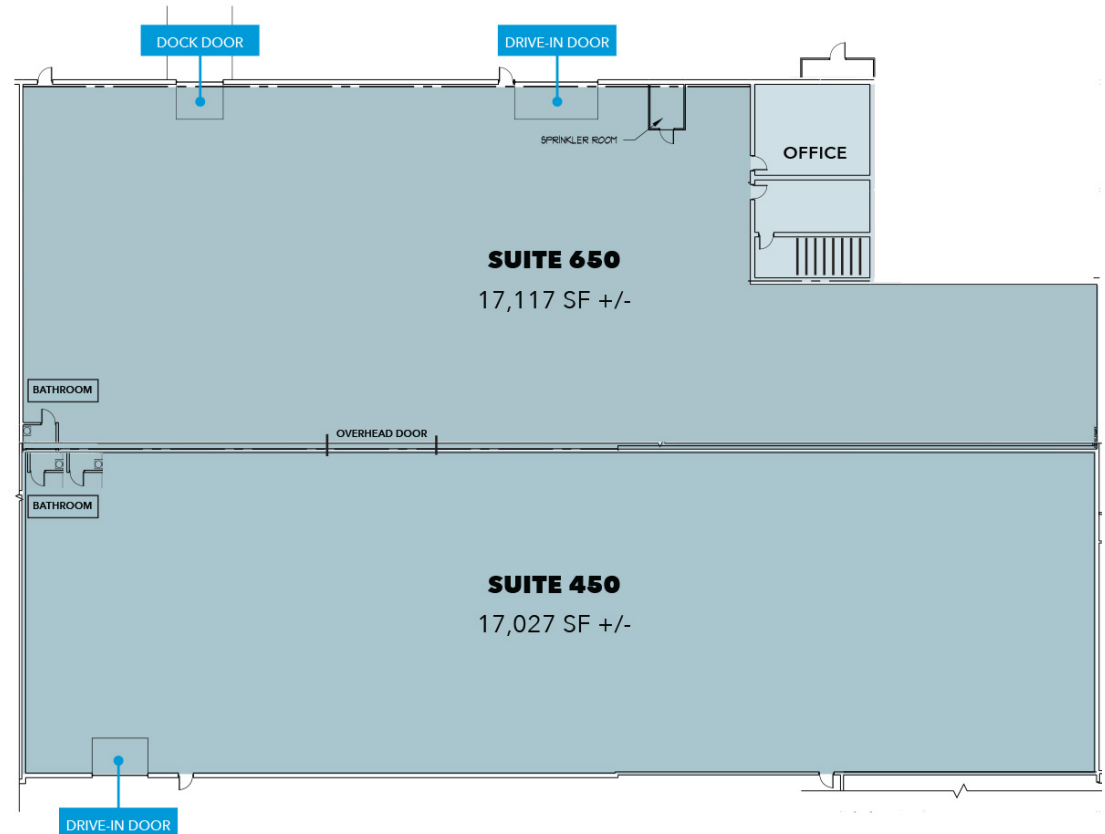

34,144 SF + AVAILABLE

INDUSTRIAL SPACE FOR LEASE

PROPERTY OVERVIEW

AVAILABLE SIZE	34,144 SF ±
OFFICE	1,000 SF ±
CLEAR HEIGHT	18'
POWER	800 amps
DRIVE-INS	2
DOCK DOORS	1

CRANAGE	Crane Served
LEASE TERMS	Flexible
RATES	Competitive
FIRE PROTECTION	Dry Sprinklered
SIGNAGE	Monument

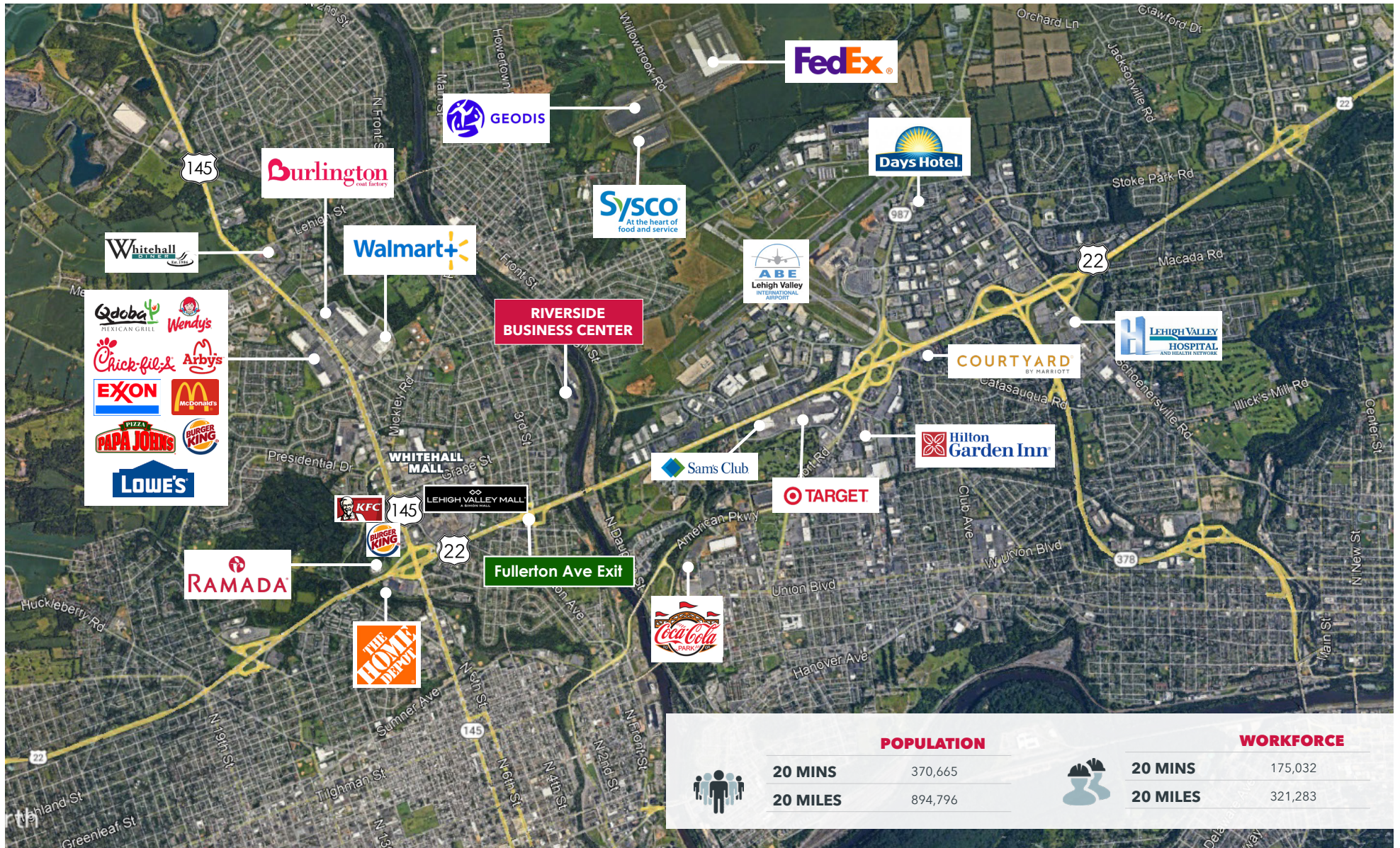


RIVERSIDE BUSINESS CENTER

1139 LEHIGH AVE, WHITEHALL, PA

34,144 SF + AVAILABLE
INDUSTRIAL SPACE FOR LEASE

LOCAL AMENITIES



	POPULATION		WORKFORCE		
	20 MINS	370,665		20 MINS	175,032
	20 MILES	894,796		20 MILES	321,283



FedEx
LEHIGH VALLEY HUB

ABE
Lehigh Valley
INTERNATIONAL
AIRPORT

**RIVERSIDE
BUSINESS CENTER**

BRIAN KNOWLES, SIOR, CCIM
bknowles@lee-associates.com
610.400.0484

MATT D'ALELIO
mdalesio@lee-associates.com
610.947.1951

LEE & ASSOCIATES
COMMERCIAL REAL ESTATE SERVICES

All information furnished regarding property for sale, rental or financing is from sources deemed reliable, but no warranty or representation is made to the accuracy thereof and same is submitted to errors, omissions, change of price, rental or other conditions prior to sale, lease or financing or withdrawal without notice. No liability of any kind is to be imposed on the broker herein.

Lee & Associates of Eastern Pennsylvania LLC
610 W. Germantown Pike, Suite 160, Plymouth Meeting, PA 19462 USA | (610) 400.0499 | lee-associates.com/easternpa