

Sponsored by



GREATER MEMPHIS MARKET

# SUPPLY CHAIN & LOGISTICS

LEADING THE LOGISTICS INDUSTRY





## From Ted Townsend President & CEO Greater Memphis Chamber

The Greater Memphis Chamber is leading the movement to build a greater Memphis and create an economy of innovation known as the “Digital Delta.” Our goal is to make this region the most innovative, most inclusive, most tech-driven economy in the nation. That’s a bold goal, we know, but when it comes to the future of Memphis, we demand nothing less than bold goals.

As we work toward this overarching goal, we’ve set three more specific goals under the banner of “Prosper Memphis 2030.” By 2030, our region aims to add 50,000 high-quality jobs, half occupied by minorities; create or recruit 700 advanced manufacturing companies; and increase the number of graduates in science, technology, engineering, and mathematics (STEM) to 20,000 annually, with 45% minorities.

This Supply Chain & Logistics Industry Report is designed to help us – and to help you – build a greater Memphis. Long known as “America’s Distribution Center,” Greater Memphis can trace its Supply Chain & Logistics history back over 200 years to the days of its foundation. This industry is a critical economic driver for regional success – past, present, and future.

At the Greater Memphis Chamber, we know good data is necessary for good decisions. That’s why we’ve created the Greater Memphis Economic Research Group, or GMERG (pronounced “G-Merge”). Launched by the Chamber in 2021 to provide the economic research and insights crucial to growing Greater Memphis and its businesses, GMERG produces a variety of free, on-demand, and commissioned reports throughout the year. To learn more, visit [GMERG’s webpage](#).

The report you are reading now is one of GMERG’s products, and we hope it will give you a clear-eyed view of where our supply chain & logistics companies are, where we are going, and where we could go.

Best,

Ted Townsend  
President & CEO  
Greater Memphis Chamber



---

# Table of Contents

---

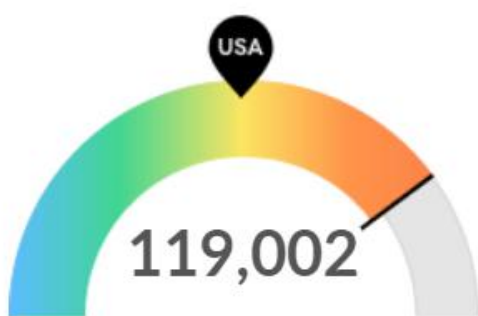
<b>1</b>	IN AGGREGATE: SUPPLY CHAIN & LOGISTICS
<b>3</b>	JOB TRENDS
<b>5</b>	BY SECTOR
<b>7</b>	INFRASTRUCTURE & CONNECTIVITY
<b>9</b>	BY MODE
<b>13</b>	EMERGING INDUSTRY SPOTLIGHT
<b>14</b>	INNOVATION & TECHNOLOGY
<b>15</b>	EXPORT EXPERTISE
<b>16</b>	THE NEXT GENERATION
<b>17</b>	DIVERSITY SPOTLIGHT
<b>19</b>	ABOUT THE SPONSOR
<b>21</b>	APPENDIX

---



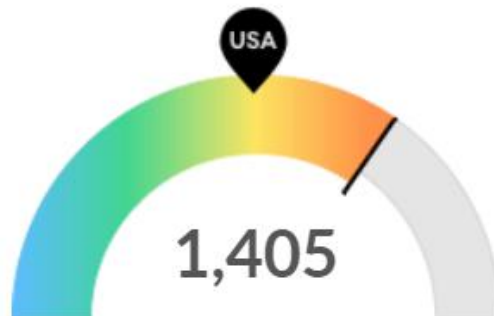
## Supply Chain & Logistics

Greater Memphis leads the supply chain and logistics industry, serving as home to more than 3,600 supply chain companies employing over 119,000 residents. The industry is comprised of wholesalers, warehouses, goods moving experts, third-party inventory managers and logistics consulting firms.



Number of Current Employees

Supply Chain and Logistics employs an incredible number of people across all segments in the Greater Memphis area, more than twice the national average. **Nearly 20% of the regional workforce is tasked with moving goods between wholesale, transportation, and warehousing.**



Number of Monthly Job Postings

According to online job postings, demand for talent is higher than average in Greater Memphis. **Most jobs are found in the transportation and material moving industries (60.9%).**

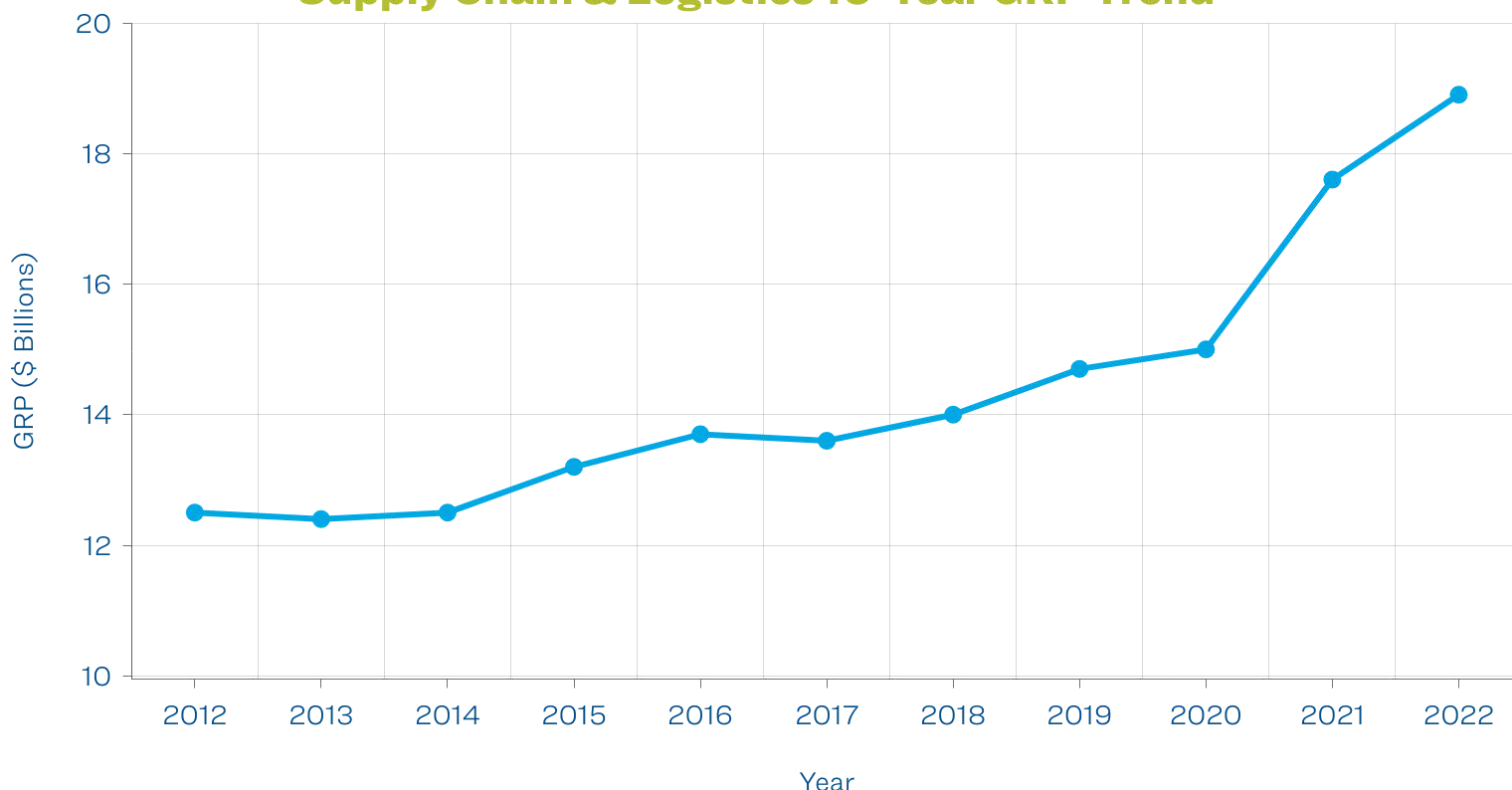
**\$18.9B**  
**GRP**  
**Contribution**  
2022

**51%**  
**Cumulative**  
**GRP Growth**  
2012 - 2022

**4.3%**  
**Avg. Annual**  
**GRP Growth**  
2012 - 2022

Relative to 2022, supply chain & logistics has contributed nearly \$19 billion to GRP. The 51.3% ten-year cumulative growth is equally driven by wholesale, and transportation & warehousing. The region's centralized location, dedicated workforce, and transportation advantages continue to solidify Memphis's place as a supply chain & logistics leader in the US.

**Supply Chain & Logistics 10-Year GRP Trend**



# Supply Chain & Logistics

## Job Trends - All Segments

# +16%

### 5-Year Growth


Regional Occupation Growth for Supply Chain & Logistics Roles (2017 - 2022)

**In addition to double-digit 5-year growth, the region is expected to add another 7,800+ industry jobs in the next 5 years.**

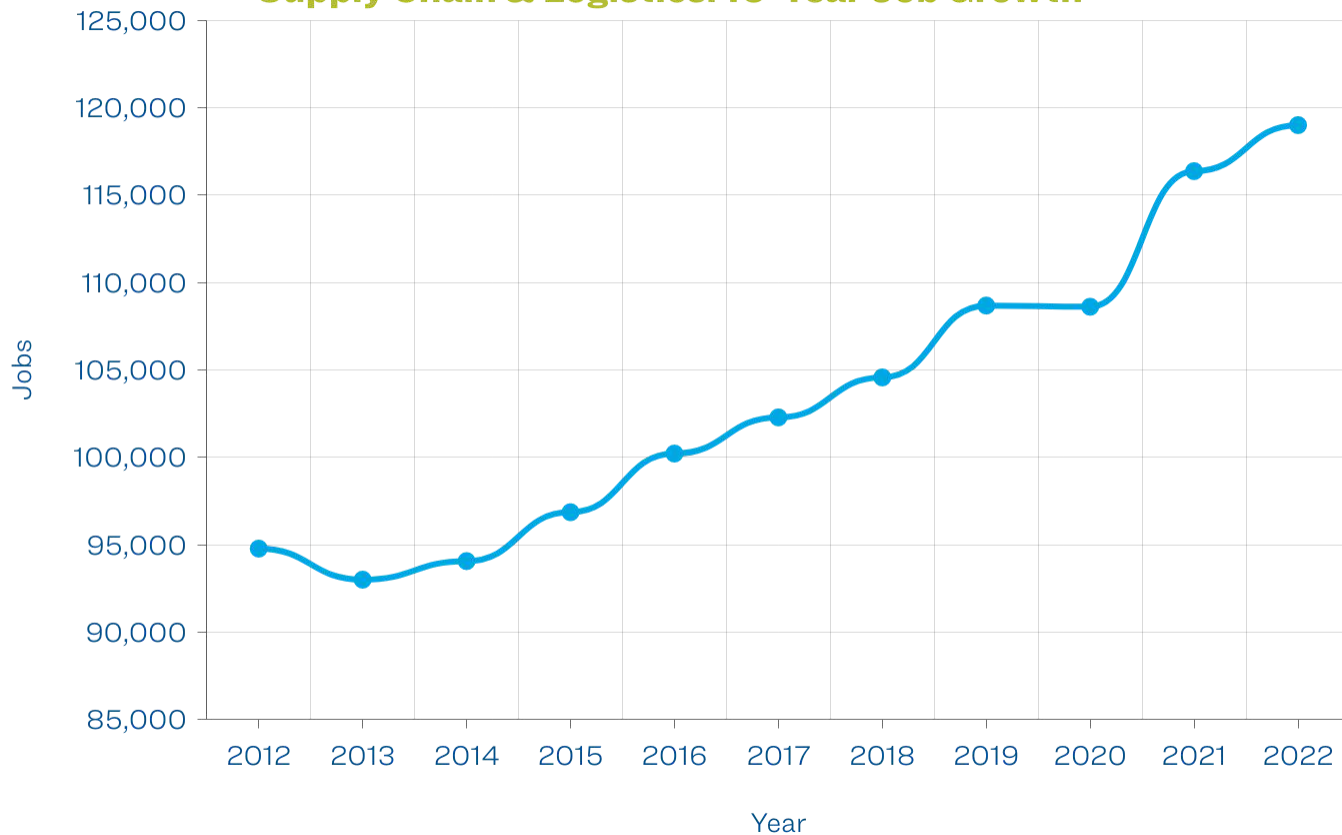
Over 3,600 business establishments and nearly 120,000 jobs, the **supply chain & logistics cluster experienced growth (+16% since 2017), versus an average of 11% nationally.** The sale and transportation of goods remain building blocks of the local economy.

**Supply chain & logistics jobs grew by 24,000 (25%) in the last 10 years; driven by 35% growth in transportation and warehousing.**

Concentration of establishments and jobs is Greater Memphis's strength in supply chain specialization. Opportunities to capitalize on emerging trends in automation and supply chain efficiency complement the breadth of density in the region.



## Supply Chain & Logistics: 10-Year Job Growth



**119K**


**Current  
Employment**  
2022

**24K**

**10-Year Job  
Growth**  
2012 - 2022

**25%**

**% 10-Year  
Job Growth**  
2012 - 2022





## Industry Spotlight

### Wholesale

**33,098**

**Wholesale  
Trade  
Professionals**  
2022

**2,096**

**Wholesale  
Trade  
Businesses**  
2022

**3%**

**Projected  
Job Growth**  
2022 - 2027

The Wholesale Trade sector contains 2,096 businesses, employing over 33,000 residents. Greater Memphis's centralized location, and extensive multi-modal transportation network helps this industry continue to thrive.

Wholesale Trade contributed \$9.2 billion to the local economy in 2022 and is projected to continue growing well into the future. **Memphis is one of the top ten locations for Wholesale jobs in the southeastern United States.**

### Top 10 Wholesale Subclusters

Jobs 2022



- Footwear Merchant Wholesalers
- Medical, Dental, and Hospital Equipment Merchant Wholesalers
- Motor Vehicle Supplies and New Parts Merchant Wholesalers
- Drugs and Druggists' Sundries Merchant Wholesalers
- General Line Grocery Merchant Wholesalers
- Industrial Machinery and Equipment Merchant Wholesalers
- Electrical Apparatus and Equipment Merchant Wholesalers
- Wholesale Trade Agents and Brokers
- Industrial Supplies Merchant Wholesalers
- Farm Supplies Merchant Wholesalers





## Industry Spotlight

### Transportation & Warehousing

**13%** **Regional Employment**  
Employed in the Transportation & Warehousing Industry

Long acknowledged as America's Distribution Center, the **Memphis area employs nearly 86,000 Transportation and Warehousing professionals. Over 1,500 businesses in Greater Memphis are focused on moving and housing goods.**

Transportation and Warehousing **contributed \$9.8 billion to GRP in 2022.** The industry has **grown 25% in the past five years (2017 - 2022)** and is anticipated to grow another 8% in the next five years. Demand for Transportation and Warehousing employees remains strong with an **average of over 700 job postings per month.** Employees can expect to earn about 16% more in Transportation and Warehousing roles in this area versus areas of similar size.

The largest subcluster of Transportation and Warehousing companies are Express Couriers, dominated by FedEx and similar businesses.

The Third-Party Logistics industry is another robust subcluster in Greater Memphis. These operations manage products from manufacturers on their behalf - from inventory management to last mile shipping. **The largest Third-Party Logistics companies in the area hold a combined total of almost 31 million square feet of product storage in a range of facilities to include those requiring temperature-controlled environments.**

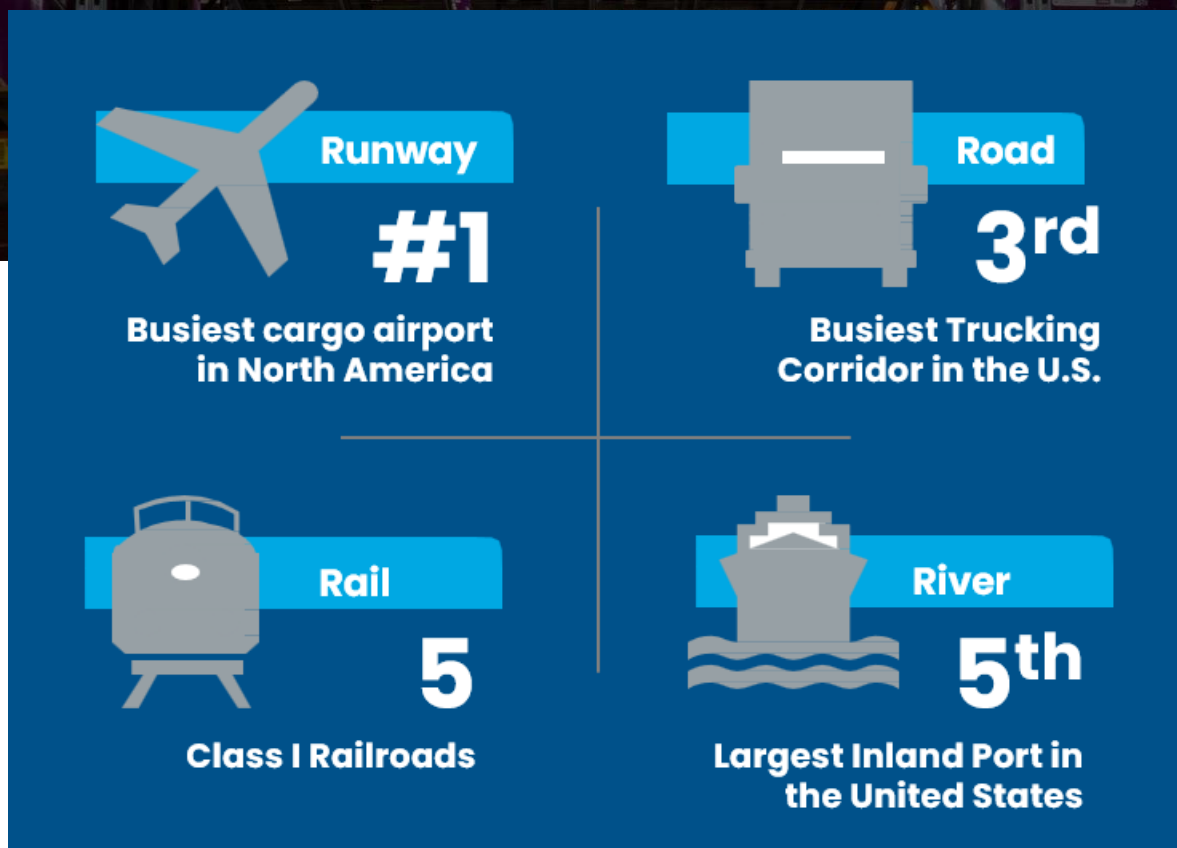
# Supply Chain & Logistics

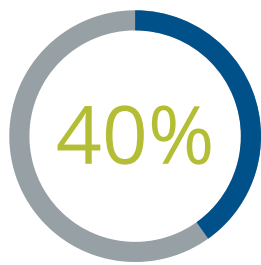
## Infrastructure & Connectivity

The region's easy access to all 4 major types of transportation as well as Memphis's rank in the **top 50 cities by land area (297 square miles)** make the area attractive to warehousing operations and manufacturers seeking supply chain expertise.

Greater Memphis's central location offers superior operational value, and a specialization in the ability to take products to market and move raw materials expediently.

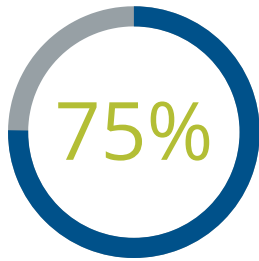
**Nearly 72 million Tons of raw commodity materials moved into, out of, and through the Memphis MSA in 2022.**





## of US Consumers

Can be reached within 1 day  
(11 hours drive)



## of US Consumers

Can be reached within 2 days  
(22 hours drive)

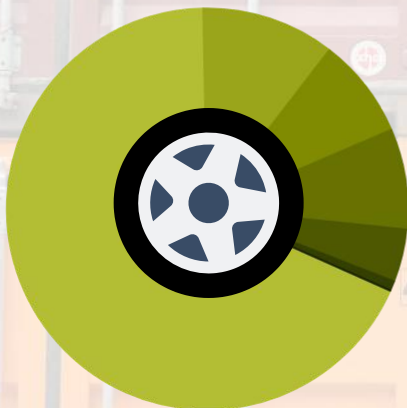


## of World Consumers

Can be reached within 72 hours  
(By Air)

*82 of the nation's key agricultural products are available within an 8-hour drive from the Region's center.*

### 2022 Freight by Mode 1,000s of Tons



- Truck 48,884.7
- Pipeline 7,719.2
- Water 5,827.9
- Multi-Mode 5,814.8
- Rail 3,053.4
- Air 549.3
- Other 11.8

## Industry by Mode

### Runway



# 4.4 M

### Metric Tons of Cargo

Handled by the Memphis International Airport  
in 2022

## Memphis International Airport is the busiest cargo airport in North America, second busiest in the world.

Just a few years shy of its centennial anniversary (est. 1927), Memphis International Airport hosts 8 airlines at 23 gates. **Over 4.3 million passengers passed through the facility during 2022.**

In 2018, Memphis Airport Authority launched a multi-year, multi-million-dollar strategic plan to expand and modernize – making facilities even more attractive for airlines and customers alike. The airport's strategic plan is bold and addresses every aspect of the airport experience – from terminals, towers, runways, and restrooms. Investment totaling over \$300 million in upgrades are expected to be completed by 2025.

The FedEx Express Super Hub, housed at the Memphis International Airport, is a critical aspect of the region's reputation for excellence in express transportation. **This facility sorts and tracks packages at a rate of 1/2 a million per hour, routing inbound packages back outbound in around 15 minutes.** Approximately 10,000 of FedEx's 35,000 regional employees are based at this location.

In 2016, before the pandemic brought the importance of cold chain solutions to the forefront of logistics discussions, FedEx constructed their **83,000 sqft Cold Chain Center at the Memphis International Airport - the largest temperature-controlled facility in their world-wide network.** Shipments can be stored at ambient room temperatures, all the way to -319 degrees Fahrenheit. These services are particularly key for healthcare and food manufacturers.



## Industry by Mode

Roads



**14,623**

**Truck  
Transportation  
Professionals**

2022

**\$2 B**

**Gross Regional  
Product  
Contribution**

2022

**2.24**

**Regional  
Location  
Quotient**

2022

The Trucking sector thrives in Greater Memphis with its natural geographic advantage, a deep pool of skilled logistics workers and network of transportation infrastructure. **Single-system shipment is available to all 50 states, as well as Canada and Mexico.**

Three of the area's major Interstate highways form a true crossroads: I-40 connects the East and West Coasts, I-55 connects Chicago to New Orleans, and I-69 connects Canada to Mexico. These highways also offer expedient access to other shipping lanes like 1-24 (3 hours) and 1-70 (4 hours).

**LQ**

**Location quotient (LQ)** is a way of quantifying how concentrated a particular industry, cluster, occupation, or demographic group is in a region as compared to the nation. It can reveal what makes a particular region “unique.” For example, if the leather products manufacturing industry accounts for 10% of jobs in your area but 1% of jobs nationally, then the area's leather-producing industry has an LQ of 10. So in your area, leather manufacturing accounts for a larger than average “share” of total jobs—the share is ten times larger than normal.

**Greater Memphis contains the highest LQ for the Truck Transportation industry of all major metros with populations exceeding 1 million.** There are 707 truck transportation businesses in the region - both local and long distance. Almost 76% of area trucking professionals are employed in long distance trucking. Greater Memphis also offers the **second highest average earnings in trucking among major metros in the southeast United States at \$82,506.**

## Industry by Mode

### Railway



# 9%

## 5-Year Projected Job Growth

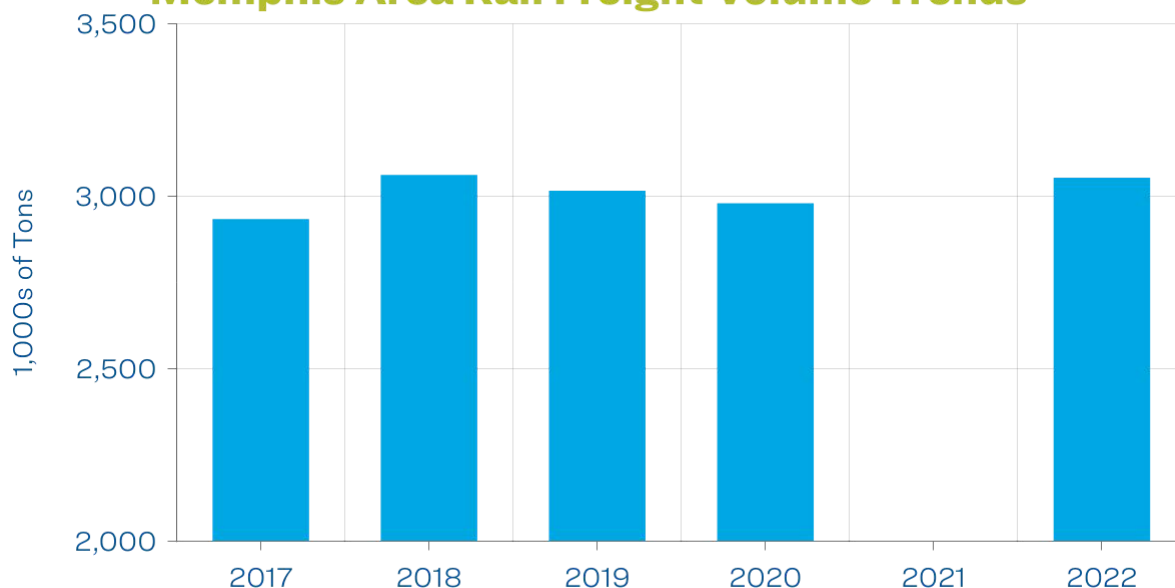
Rail Transportation Jobs 2022 - 2027

Greater Memphis is home to five Class 1 Railroads - rail carriers earning more than \$250 million in revenue annually. **Memphis is one of only five cities nationwide that holds this distinction.** These railroads are: CSX, Canadian National, BNSF, Norfolk Southern, and Union Pacific.

Rail Transportation **employs 1,246 residents and is in the top ten fastest growing major metros for Rail Transportation professionals.** In 2022, Rail Transportation contributed over \$256 million to area GRP.

Nationwide, freight volume has grown since the 1980s with the rise in popularity and efficiency of intermodal transportation. Shipping containers full of goods can be easily transferred from ships to rails to trucks. **On average 10.2% of freight that moves into, out of, and within the region is transported by rail via nearly 200 miles of track.**

### Memphis Area Rail Freight Volume Trends



**Note:** Data for 2021 is not available from the Department of Transportation.

## Industry by Mode

River



# 5.8 M

### Tons of Freight

Moved into, out of, and through the Memphis Region in 2022 by Water

## The International Port of Memphis is the 5th Largest Inland Port in the United States.

Water transportation employs nearly 600 residents along a 15-mile stretch of the Mississippi river. Prior to both World Wars, the Memphis port was used to transport goods between northern and southern middle American cities. In the mid 1940s, city and county governments partnered to create a **7,500 acre dedicated industrial manufacturing area conveniently located to river, rail and road access just a few miles south of the downtown business district.**

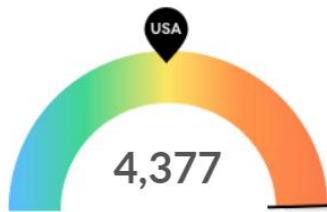
President's Island, the largest peninsula on the Mississippi River is now home to an industrial park employing several thousand people in a variety of industries. Water transportation is still a key source of economic activity, contributing \$124 million to the GRP in 2022. **Raw commodities and finished goods are actively imported and exported by 160 companies via the river.**



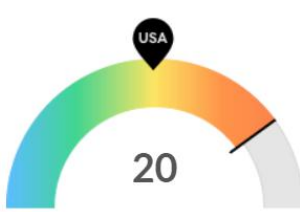
# Emerging Industry Spotlight

## Supply Chain & Logistics Consulting

### Current Climate



Number of Current Employees



Number of Monthly Job Postings

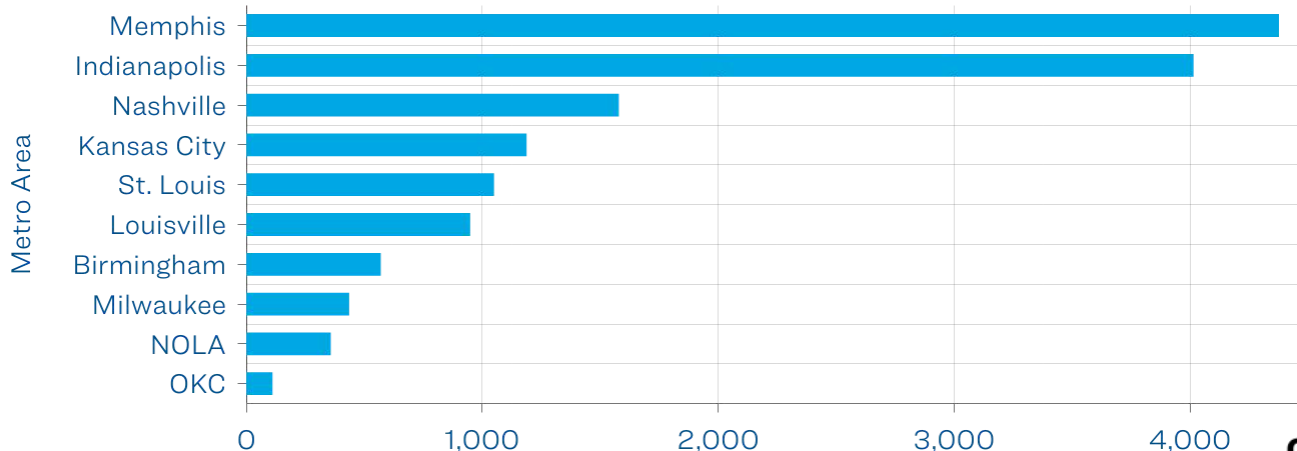
→ +20%

Projected Growth by 2027

There are 99 companies in Greater Memphis employing 4,377 Supply Chain and Logistics Consulting experts. Given the area's 200-year history of transporting goods, the local expertise in supply chain management is deeply ingrained in the business community.

Supply Chain and Logistics Consulting businesses have a location quotient (LQ) of 6.88, representing almost seven times the concentration of similarly sized areas and also the highest concentration of all major metro areas with populations exceeding 1 million. Amongst peer cities as prescribed by the Brookings Institute, Memphis has the largest number of employees in this specialized industry.

### Supply Chain & Logistics Consulting Jobs (2022)





## Innovation & Technology

### Supply Chain & Logistics

Competition for supply chain and logistics professionals nationwide is fierce. In the immediate months following pandemic related lockdowns and layoffs, some companies were offering up to \$25,000 in signing bonuses to encourage residents back to the workforce. As a result, critical decisions about automation have returned to the forefront of sustainable supply chain discussions.

Some emerging warehousing optimization technology include Autonomous Mobile Robots (AMRs), fully integrated Warehouse Management Systems (WMS) and Transportation Management Systems (TMS), product scanning/organizing systems, and even drone-driven inventory management.

Transportation of goods is also experiencing a technological renaissance. Historically, manual scheduling and shipment tracking dominated the industry. Federally mandated Electronic Logging Devices are now able to track driving habits, breaks, mileage and other key driver indicators. Fully electric, autonomous trucks, and AI-driven routing are on the industry horizon as well.

As the Supply Chain and Logistics industry evolves to become more productive and efficient using technology, there are multiple opportunities to upskill and reskill the local workforce to be leaders in partnered automation solutions. Following are examples of growing regional occupations with above average risks of their roles being automated. These employees must be encouraged to learn and embrace the supply chain and logistics technology of the future, lest they become a cohort of under-skilled talent.

Occupation	2022 Jobs	5-Year Job Growth Estimate
Laborers and Freight, Stock, and Material Movers	31,024	7%
Stockers and Order Fillers	16,464	6%
Packers and Packagers, Hand	7,405	5%
Packaging and Filling Machine Operators and Tenders	2,032	6%
Bus and Truck Mechanics and Diesel Engine Specialists	1,443	3%
Conveyor Operators and Tenders	586	5%
Machine Feeders and Off-bearers	471	12%
Highway Maintenance Workers	233	7%
Material Moving Workers	223	5%
Crane and Tower Operators	182	3%
Tank Car, Truck, and Ship Loaders	149	10%
Rail-Track Laying and Maintenance Equipment Operators	142	3%
Rail Car Repairers	88	10%

## Export Business

### Supply Chain & Logistics

**\$16.7 B**

**Export  
Products**  
2021

**49%**

**5-Year  
Growth**  
2017 - 2021

**23rd**

**Largest Metro  
Exporter**  
2021

Metro areas known for their export capabilities are usually coastal. However, the Memphis region has ranked in the top 50 export markets for several decades. Owing to a rich history of trade expertise, proximity to a large number of natural commodities, and a vast network of transportation partners, the inland area of Memphis is home to some of the world's largest exporters.

**IMC Companies, headquartered in Memphis, is the largest intermodal container drayage company in the country** with 1,200 trucking partners and 62,000 drivers.

Other key resources for the region's export success are the **USDA's Federal Grain Inspection Service (FGIS) location and a Customs Inspection Center, both conveniently located in the area.**

The majority of export products from the Memphis region are bound for Asia. **Of the \$16.7 billion in exports in 2021, approximately 29% of those are "miscellaneous manufacturing" products** - indicating a wide variety of opportunities in the area to reach international markets.

**Memphis Annual Exports**  
2017 - 2021



# The Next Generation

In 2021, **more than 15,000 students completed post-secondary education programs in the Memphis area.** Of those, 411 (3%) earned certificates and degrees in Transportation and Material Moving. These programs have experienced an average increase of 143% in the last five years. Another 1,751 students completed programs in Business & Support Services (12%). In addition to traditional post-secondary educational institutions, there are more than 10 dedicated Trucking schools in the Memphis area.

Although more than 400 new transportation professionals per year is an impressive number, there are 707 regional businesses competing for these graduates. Moreover, **56% of the region's current Truck Transportation employees are over the age of 45.** Aggressive growth in the goods economy nationwide necessitates new strategies to enlist and retain the operators of the future. **According to the American Trucking Association, 80,000 new drivers are needed immediately in the United States.**

Late in 2021, the Departments of Transportation and Labor announced a robust plan to invest over \$8 million in registered apprenticeship support services and accelerators. In addition, the Department of Labor (DOL) and Veterans Affairs (VA) have partnered to ensure that veterans with military driving experience can earn credit toward a Commercial Driver's License (CDL).

## How to Earn a CDL



Apply & Complete a Background Check for a CLP (Commercial Learner's Permit)

Complete an Accredited Driver Training & Testing Program

Pass Final Skills Testing and Get on the Road!



## Diversity Spotlight

### Supply Chain & Logistics

The heart of Greater Memphis's supply chain industry is its talented and diverse workforce.

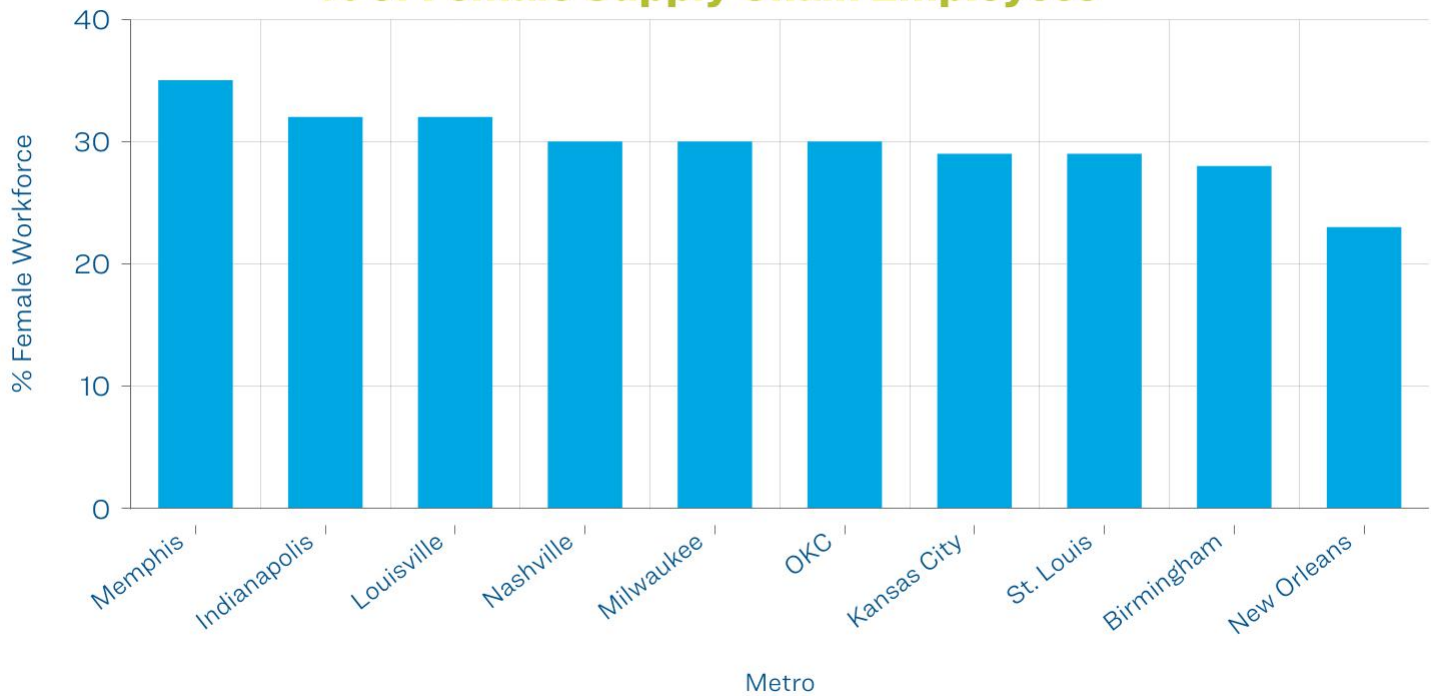
In comparison to peer metros, identified by the Brookings Institute, the **Memphis area holds the highest concentration of female talent in Supply Chain & Logistics at 35%** of the total workforce. The national average is 30.7%.

Greater Memphis also represents the **largest concentration of Black supply chain talent among all major metro areas with populations exceeding 1 million at 50% of the workforce.** The national average is 14.2%.



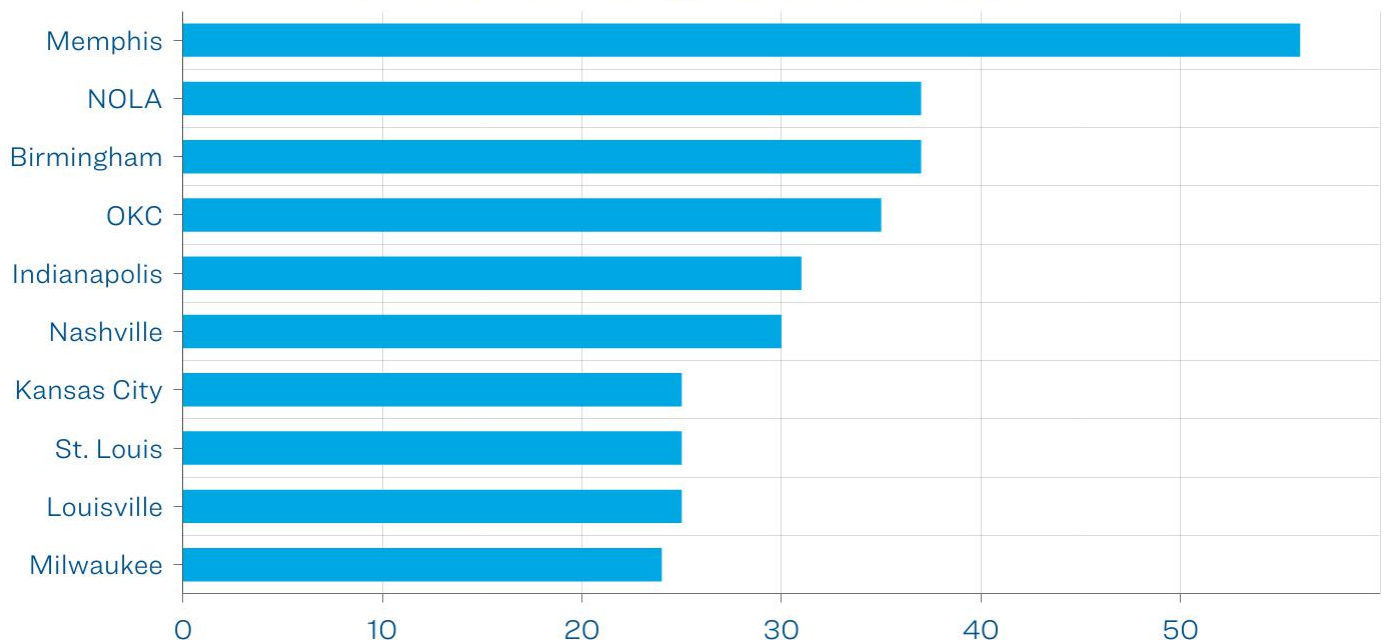


## % of Female Supply Chain Employees



*The Greater Memphis region is home to **the most diverse supply chain & logistics workforce of any of the Brookings peer cities with 56% diverse talent.** The state of Tennessee average is 32% and the national average is 40%.*

## % of Diverse Regional Workforce



# About the Sponsor



Nordisk is a leading global healthcare company that's been making innovative medicines to help people with diabetes lead longer, healthier lives for more than 95 years. This heritage has given us experience and capabilities that also enable us to drive change to help people defeat other serious chronic diseases such as obesity and rare blood and endocrine disorders.

We remain steadfast in our conviction that the formula for lasting success is to stay focused, think long-term and do business in a financially, socially and environmentally responsible way. With U.S. headquarters in New Jersey and production and research facilities in seven states, Novo Nordisk employs nearly 6,000 people throughout the country. For more information, visit: [novonordisk.us](http://novonordisk.us), [Facebook](#), [Instagram](#) and [Twitter](#).

**"Our long-term ambition is to provide access to affordable diabetes care for vulnerable patients in every country, especially children living with type 1 diabetes, who face certain death in some parts of the world without care and medicine."**

The Greater Memphis Chamber is pleased to have a partner like Novo Nordisk contributing to the regional industrial landscape and making Memphis GREATER.



# From our Sponsor



## Certain weight-related conditions may impact your CDL certification

### You can take control of your weight



To maintain your CDL, you must have a physical assessment completed by a **certified medical examiner** at least every **2 years**



Depending on the results, you could be certified for less than 2 years, or even **disqualified**



You can help ensure your recertification by **taking control of your health**

### CDL holders may be at increased risk for obesity and other weight-related health conditions



In one study, **~53% of CDL drivers had obesity**, compared with ~42% of the general population\*

\*From a 2015 study of 88,246 commercial drivers who completed commercial driver medical examinations between 2005 and 2012.



CDL holders with obesity have **~1.5x higher crash rates** than those with normal weight

### CDL holders who have obesity are also more likely to experience other diseases and conditions that may prevent recertification



#### Obstructive Sleep Apnea

Moderate to severe sleep apnea **can interfere with a driver's daytime alertness and performance on the job, which can make the driver unfit for duty and unable to medically qualify for a CDL.** CDL holders should follow the treatment plan set by their primary care physician.



#### Diabetes

For patients with diabetes treated with insulin, in order to pass the medical exam, **you'll need to keep a stable insulin regimen and properly control your diabetes.** This means providing at least 3 months of electronic blood glucose self-monitoring records and following a diabetes treatment plan



#### Hypertension

Blood pressure (BP) of **140/90 or higher can result in less than a 2-year certification, with ≥180/110 leading to immediate disqualification until it's better controlled.** Controlling your BP might be the difference between working and not

### The following may help you better manage your health both on and off the road:



Routinely consulting with your healthcare team



Continuing to take all medications as prescribed



Adding more physical activity into your schedule



Maintaining a healthy diet



To learn more about the impact of obesity on CDL drivers, visit [drivetherightweigh.com](https://drivetherightweigh.com)



Novo Nordisk is a registered trademark of Novo Nordisk A/S.  
© 2022 Novo Nordisk All rights reserved.

US220B00682

July 2022

**Drive** the  
**rightweigh**



# APPENDIX.





# Select Regional Occupational Detail

## Supply Chain and Logistics

Occupation	2022 Jobs	2027 Jobs	Projected % Change (5 Years)	Avg. Hourly Earnings	Median Hourly Earnings
Aircraft Mechanics and Service Technicians	4,489	4,633	3%	\$31.38	\$36.06
Aircraft Service Attendants	500	523	5%	\$24.04	\$29.55
Airfield Operations Specialists	617	634	3%	\$26.72	\$27.26
Airline Pilots, Copilots, and Flight Engineers	287	288	0%	\$48.43	\$44.15
Bus and Truck Mechanics and Diesel Engine Specialists	1,570	1,616	3%	\$25.04	\$23.64
Cargo and Freight Agents	1,241	1,314	6%	\$21.05	\$18.47
Dispatchers	1,244	1,306	5%	\$22.67	\$20.88
Heavy and Tractor-Trailer Truck Drivers	20,678	21,452	4%	\$25.86	\$22.69
Industrial Truck and Tractor Operators	7,262	8,306	14%	\$18.39	\$18.22
Inspectors, Testers, Sorters, Samplers, and Weighers	3,234	3,375	4%	\$20.80	\$18.30
Laborers and Freight, Stock, and Material Movers, Hand	31,587	33,835	7%	\$16.21	\$15.03
Light Truck Drivers	12,690	13,732	8%	\$22.08	\$20.54
Locomotive Engineers	230	249	8%	\$38.03	\$37.73
Logisticians	1,250	1,448	16%	\$31.05	\$29.98
Maintenance and Repair Workers, General	6,278	6,592	5%	\$21.67	\$19.46
Mobile Heavy Equipment Mechanics, Except Engines	429	473	10%	\$24.80	\$24.13
Packaging and Filling Machine Operators and Tenders	2,039	2,168	6%	\$16.61	\$15.69
Packers and Packagers, Hand	7,455	7,835	5%	\$14.29	\$13.97
Rail Car Repairers	92	102	11%	\$25.09	\$22.94
Railroad Conductors and Yardmasters	269	291	8%	\$33.41	\$34.79
Rail-Track Laying and Maintenance Equipment Operators	142	145	3%	\$25.79	\$25.79
Sailors and Marine Oilers	159	175	10%	\$21.83	\$22.86
Sales Representatives, Wholesale and Manufacturing	3,472	3,750	8%	\$33.20	\$25.37
Shipping, Receiving, and Inventory Clerks	6,262	6,412	2%	\$18.79	\$18.11
Stockers and Order Fillers	16,526	17,459	6%	\$15.90	\$14.99
Supervisors of Transportation and Material Moving Workers	5,800	6,126	6%	\$29.78	\$27.91
Tank Car, Truck, and Ship Loaders	153	167	10%	\$25.45	\$22.79
Transportation, Storage, and Distribution Managers	1,542	1,669	8%	\$45.35	\$42.52

# Select Occupational Wage Comparison

## Supply Chain and Logistics

Metro Area	Heavy and Tractor-Truck Drivers	Laborers and Freight, Stock, and Material Movers	Sales Representatives, Wholesale	Stockers and Order Fillers	Dispatchers	Cargo and Freight Agents	Buyers and Purchasing Agents	Transportation, Storage, and Distribution Managers	Logisticians
Atlanta	\$23.75	\$15.47	\$29.48	\$14.06	\$19.44	\$23.84	\$30.54	\$47.65	\$30.81
Birmingham	\$23.33	\$14.23	\$29.72	\$14.13	\$18.05	\$17.89	\$25.37	\$47.23	\$30.18
Charlotte	\$23.23	\$15.89	\$31.02	\$14.70	\$18.86	\$22.91	\$31.45	\$48.84	\$31.20
Cincinnati	\$23.92	\$16.29	\$31.51	\$14.45	\$19.57	\$19.34	\$30.59	\$46.01	\$37.50
Indianapolis	\$24.03	\$16.81	\$30.44	\$14.64	\$19.40	\$22.29	\$29.07	\$47.00	\$29.29
Jacksonville, FL	\$22.53	\$14.26	\$27.89	\$14.27	\$18.38	\$21.91	\$28.94	\$45.28	\$31.10
Kansas City	\$24.04	\$16.37	\$31.38	\$14.98	\$22.13	\$22.44	\$29.89	\$45.85	\$25.63
Louisville	\$24.69	\$16.37	\$29.63	\$16.44	\$20.52	\$20.21	\$31.27	\$45.14	\$29.83
<b>Memphis</b>	<b>\$23.25</b>	<b>\$15.04</b>	<b>\$25.33</b>	<b>\$14.99</b>	<b>\$21.04</b>	<b>\$18.47</b>	<b>\$28.99</b>	<b>\$42.93</b>	<b>\$30.00</b>
Miami	\$21.19	\$14.39	\$24.12	\$14.35	\$18.13	\$22.10	\$29.18	\$47.67	\$29.38
Nashville	\$23.80	\$14.56	\$23.36	\$14.43	\$18.21	\$19.90	\$24.78	\$39.60	\$30.39
Orlando	\$20.55	\$14.36	\$23.89	\$14.30	\$17.50	\$19.80	\$29.93	\$45.90	\$31.15
Raleigh	\$22.53	\$14.72	\$29.79	\$14.22	\$18.36	\$24.82	\$29.15	\$47.71	\$33.40
St. Louis	\$24.50	\$15.64	\$30.44	\$14.67	\$22.74	\$21.26	\$31.18	\$44.21	\$38.87
Tampa	\$19.15	\$14.27	\$29.32	\$14.18	\$17.81	\$23.15	\$29.20	\$40.02	\$35.93
Virginia Beach	\$20.07	\$14.56	\$30.09	\$13.98	\$21.00	\$22.50	\$31.93	\$44.92	\$34.68

# Select Regional Program Completions

## Supply Chain and Logistics

Program Description	2021 Completions	% Completions Change (2017-2021)	2022 Jobs	Median Hourly Earnings	Annual Openings
Business Administration and Management, General	608	(16%)	88,209	\$27.95	9,883
Truck and Bus Driver/Commercial Vehicle Operator and Instructor	408	141%	28,493	\$20.34	3,830
Business/Commerce, General	237	104%	40,204	\$38.22	4,001
Welding Technology/Welder	232	(6%)	13,518	\$21.76	1,512
Machine Tool Technology/Machinist	98	151%	7,377	\$20.87	890
Airframe Mechanics and Aircraft Maintenance Technology/Technician	83	295%	4,710	\$35.95	416
Industrial Electronics Technology/Technician	82	134%	9,898	\$21.62	1,125
Mechanical Engineering	56	(19%)	2,621	\$43.76	225
Management Science	52	160%	14,330	\$47.81	1,422
International Business/Trade/Commerce	45	(31%)	31,291	\$37.05	3,180
Engineering Technologies/Technicians, General	38	0%	1,564	\$27.67	186
Logistics, Materials, and Supply Chain Management	38	9%	13,527	\$30.92	1,356
Building/Property Maintenance	34	325%	46,213	\$14.67	6,148
Computer Systems Networking and Telecommunications	32	52%	10,814	\$36.28	982
Diesel Mechanics Technology/Technician	31	(64%)	6,139	\$20.53	643
Industrial Mechanics and Maintenance Technology/Technician	30	(51%)	13,649	\$22.74	1,541
Medium/Heavy Vehicle and Truck Technology/Technician	29	(34%)	5,688	\$20.75	585
Transportation/Mobility Management	23	(38%)	9,927	\$28.69	1,252
Electrician	22	47%	8,226	\$25.87	901
Aircraft Powerplant Technology/Technician	21	(82%)	4,567	\$35.91	399
Business, Management, Marketing, and Related Support Services, Other	16	(33%)	63,240	\$29.44	6,790
Engineering, General	16	60%	4,783	\$43.96	411
Machine Shop Technology/Assistant	15	(38%)	3,458	\$20.00	421
Computer and Information Sciences, General	11	(62%)	14,366	\$33.38	1,400
Electrical, Electronic, and Communications Engineering Technology/Technician	10	(76%)	1,417	\$24.42	194
Business/Corporate Communications, General	5	25%	1,815	\$23.91	205
Mechanic and Repair Technologies/Technicians, Other	4	(64%)	11,170	\$21.36	1,239
Mechanical/Mechanical Engineering Technology/Technician	3	(50%)	5,854	\$21.93	745

## READY TO LEARN MORE?

The **Greater Memphis Economic Research Group** is a thought leadership entity that manages a portfolio of strategic advisory projects to drive quality job growth and investment activity into the Greater Memphis region. The GMERG team leverages data to align regional stakeholders around the metrics that matter to improving the economic performance of the area and creating generational prosperity for all.

### Our capabilities include:

- Economic Trends & Conditions Research
  - Industry Insights
  - Economic Impact Analyses
- Cost Comparison and Analyses
- Labor and Wage Benchmarking
- Custom Economic Reporting
  - Spatial Analyses

## GET IN TOUCH!



## GREATER MEMPHIS CHAMBER

100 Peabody Place, Suite 1000

Memphis, TN 38104

901.543.3500

[www.MemphisChamber.com](http://www.MemphisChamber.com)

Sponsored by

