

Harbor Freight anchored center in Eugene, OR

\$12 PSF / 11,588 SF

Located between 2 highways in the heart of Eugene, OR
w/ ample parking and 45,000 vehicles per day traffic



Value - **\$12 PSF / \$11,588 mo.**
NRSF - **11,588 SF**
Parking - **4.02 / thousand**
Lease Type - **NNN**
Loading Dock Access

Big Y Center – Maximize Your Business Visibility

Big Y Center offers an **unbeatable location** with the highest daily traffic count of any shopping center in Eugene—**over 45,000 vehicles** pass by every day. Located between Highway 99 and just minutes from I-105, I-5, and Highway 126, the center ensures **easy access** for your customers and excellent regional connectivity.

Join a vibrant retail community and take advantage of:

- **Exceptional visibility** to thousands of potential customers daily
- **Convenient access** from major highways
- **A proven, high-traffic location** ideal for driving foot traffic and boosting sales

Big Y Shopping Center
2165 W. 7th Ave
Eugene, OR 97402

LEAD ADVISOR

BRAD MACOMBER









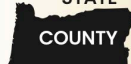



Senior Director, Leasing
(503) 218-4380

brad.macomber@cinw.com
OR 200908061 | WA 95748

Big Y is an exceptional shopping center strategically located near major freeways, offering a variety of space sizes and uses with low vacancy rates. Situated between two primary roads that form the 99 Freeway, it provides easy and direct access to I-5, I-105, and Hwy 126, making it highly visible and easily accessible.

This prime location places businesses in the heart of a dynamic, thriving city with a strong sense of community, close to key landmarks like Alton Baker Park, Skinner Butte, and the bustling Saturday Market. The University of Oregon, a key driver of the local economy, is also just a 10 minute drive away, offering a steady flow of visitors and students throughout the year.

DEMOGRAPHICS

	1 MILE	3 MILES	5 MILES	
 WORK DAY POPULATION	15,009	136,940	217,167	DEMOGRAPHICS
 HOUSEHOLDS	5,258	46,512	88,024	
 HH INCOME	\$64.5K	\$83K	\$91K	
 CONSUMER SPENDING	\$270.7M	\$2.5B	\$4.6B	
 CAR-DEPENDENT- 49 TRANSITSORE: 43 (SOME TRANSIT)				TRANSPORTATION
 10 MIN DRIVE TO DOWNTOWN EUGENE 12 MIN. DRIVE TO UNIVERSITY OF OREGON				
 W 6th Ave - 22,299 VPD W 7th Ave - 23,950 VPD Garfield St. (OR 126) - 12,705 VPD  I 5 - 68,240 VPD I 105 - 58,282 VPD				TRAFFIC
 STATE OREGON 4.18m				POPULATION
 COUNTY LANE COUNTY 383k				
 MSA EUGENE-SPRINGFIELD 383k				
 CITY EUGENE 178k				

