



**101 MICHELIN DRIVE**  
LAURENS, SC 29360

AVAILABLE FOR SALE OR LEASE  
**INDUSTRIAL BUILDING**

1,170,972 SF  
118.14 Acres

# BUILDING SPECIFICATIONS

## GENERAL:

- **Building Size:** Approximately 1,170,972 sq. ft.
- **Lot Size:** Approximately 118.14 acres
- **Dates of Construction:** Initial construction 1991 and 1993. Section 6 was re-built in 2005.
- **Ceiling Heights:** Varies from 24'2" eaves to 32'3" center in sections 1 through 4; 26'7" clear eaves to 31'7" clear in section 5; 28'4" clear eaves to 30'5" clear center in section 6
- **Column Spacing:** Ranges from approximately 44' x 72' up to 62' x 72"
- **Lighting:** Primarily six tube T-8 fixtures with motion sensors and some circular LED fixtures
- **Parking:**
  - Thirty-three paved parking spaces near the main office entry and 183 paved parking spaces in a remote employee parking area.
  - Parking areas accommodate a total of approximately 150 vehicles
- **Zoning:** The unincorporated areas of Laurens County do not fall under any Zoning restrictions or Zoning Ordinance.
- **Office:** Total of 5,760 SF of larger office spaces and break rooms are located on the exterior of the north and south facades of the building. Smaller warehouse offices are located at select remote locations throughout the facility.
- **Rail:** Property sits adjacent to the CSX main line with an active rail spur on the east side of the building for boxcar loading

## TRUCK LOADING:

- 118 manual 9' x 10' dock high doors with levelers, lights and shelters
- Two 14' x 16' drive-in doors
- Approximately 180 paved and over 300 unpaved trailer parking spaces available

## UTILITIES:

- **Water/Sewer:** Laurens County Water & Sewer Commission
- **Natural Gas:** Supplied by Clinton-Newberry Natural Gas Authority
- **Power:** Supplied by Duke Energy. Each section of the building has dedicated switchgear. Five sections have 800A, 480/277V, 3 PH service. One section has 1,600A, 480/277V, 3 PH service.

## CONSTRUCTION:

- **Floors:** 7" reinforced concrete monolithic foundation/floor slab system over compacted fill
- **Walls:** Insulated metal with 7' interior liner panel and select areas of precast concrete
- **Roof:** Insulated standing seam metal roof over Sections 1-5. New 60MIL TPO roof over Section 6 (installed Q4 2023)
- **Columns:** Steel H Beam

## MECHANICALS:

- **HVAC:**
  - Office areas are heated by gas-fired furnaces and cooled by package air conditioning units.
  - The warehouse is heated by suspended gas fired strip heaters in the loading areas and two 2,000,000 BTU gas-fired furnaces provide additional heat. Ventilation is provided by 10 roof mounted fans and wall louvers
- **Sprinkler System:**
  - Sections 1-5 have a 100% wet system with a primary density of .66/6000 and .9/3000
  - Section 6 has full ESFR coverage
  - Two 500,000 gallon water storage tanks and three 2,500 gallon per minute, diesel powered fire pumps

## SECURITY:

- Improvements are completely fenced with a guard house.

## TRANSPORTATION:

- Located ½ mile north of I-385 at exit 9 (Hwy 221)
- Located 35 miles south of the Greenville-Spartanburg International Airport and the SC Inland Port-Greer
- Located 174 miles northwest of the SC Port of N. Charleston
- Located 35 miles south of the BMW plant


## TAXES:

- MAP # 411-00-00-012, 2023 Real Estate Tax Bill



**Shaun Kirchin**  
Partner & Senior Vice President  
803.413.7169  
skirchin@binswanger.com

# PHOTOS



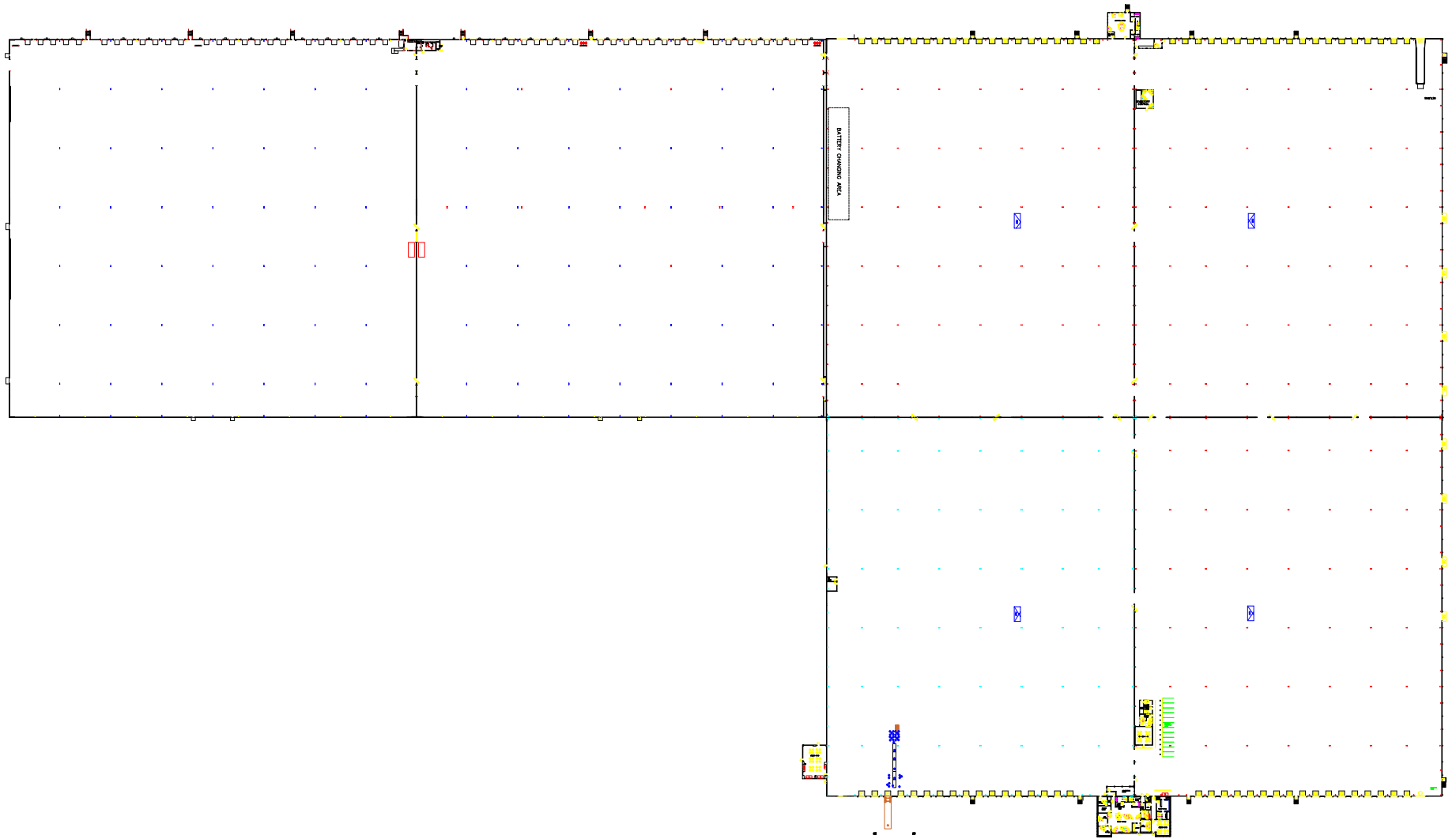
**Shaun Kirchin**  
Partner & Senior Vice President  
803.413.7169  
skirchin@binswanger.com

# PHOTOS



**Shaun Kirchin**  
Partner & Senior Vice President  
803.413.7169  
skirchin@binswanger.com

# FLOOR PLAN



**Shaun Kirchin**  
Partner & Senior Vice President  
803.413.7169  
skirchin@binswanger.com

# AREA MAP



**GREENVILLE, SC** ✈️  
33.7 MILES

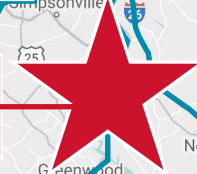


**INLAND PORT**



**CHARLOTTE, NC**  
109 MILES

**101 MICHELIN DRIVE  
LAURENS, SC**



**COLUMBIA, SC**  
70.3 MILES



**ATLANTA, GA**  
173 MILES



**CHARLESTON, SC** 🚢  
179 MILES



**Shaun Kirchin**  
Partner & Senior Vice President  
803.413.7169  
skirchin@binswanger.com