

CEDAR CREEK PLAZA

➤ PRIME RETAIL FOR LEASE IN SHERWOOD, OREGON ◀



Cedar Creek Plaza is approximately 59,000 SF of retail and medical space. It is located in Sherwood, one of the fastest growing cities in Oregon (6.7% growth) and in the world-renowned wine country of the Willamette Valley.

LOCATION

Pacific Hwy 99W and Edy Road, Sherwood, OR

AVAILABLE SPACE

Phase 2 Buildings

- 7,200 SF
 - 5,800 SF
- DIVISIBLE TO 1,200 SF

RENTAL RATE

Please call for details

TRAFFIC COUNTS

Pacific Hwy 99W – 34,236 ADT ('22)
SW Edy Rd – 6,186 ADT ('22)

HIGHLIGHTS

- Located in the retail heart of Sherwood, at the main signalized intersection.
- High traffic center with easy access and visibility from Pacific Hwy 99W.
- The area combines strong daytime population employment with an affluent residential population.
- Co-tenants include Planet Fitness, Hops 'n Drops, IHOP, Mud Bay, Starbucks, GNC and OnPoint Community Credit Union.
- Nearby retailers include Safeway, Walgreens, Kohls, Dollar Tree, Petco, McMenamins Sherwood, Target, Walmart, and many more.
- Phase 2 Buildings G allow for retail, medical, and office uses.
- Work has begun. Available Summer 2025!
- Parking – 601 shared parking spaces. 95 spaces available on the Phase 2 building site.

CEDAR CREEK PLAZA PACIFIC HWY 99W AND EDY ROAD SHERWOOD, OR

IMAGES



NEW!
PHASE 2
BUILDING G
AVAILABLE
SUMMER 2025

Rendering




CEDAR CREEK PLAZA PACIFIC HWY 99W AND EDY ROAD



CEDAR CREEK PLAZA PACIFIC HWY 99W AND EDY ROAD SHERWOOD, OR

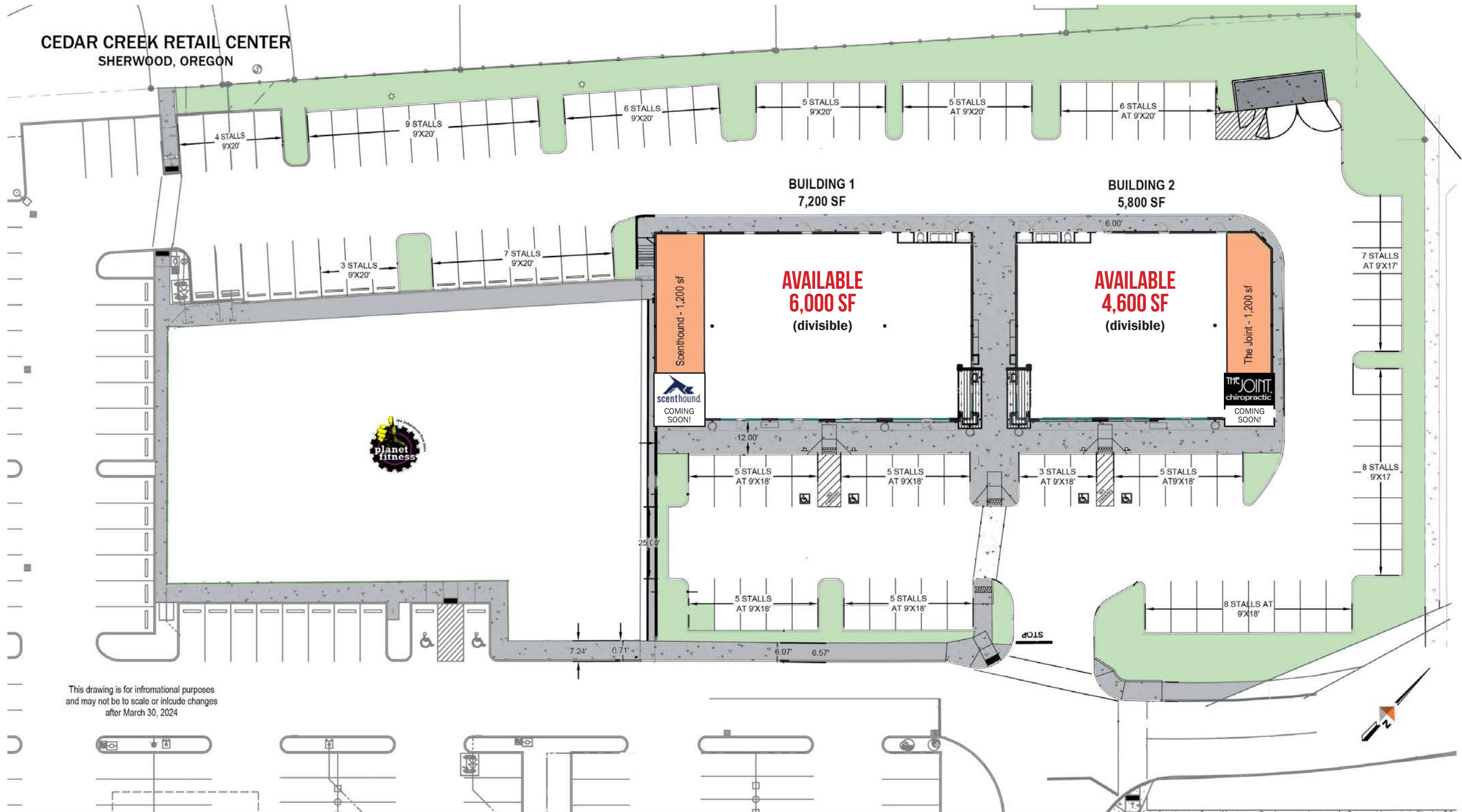
SITE PLAN



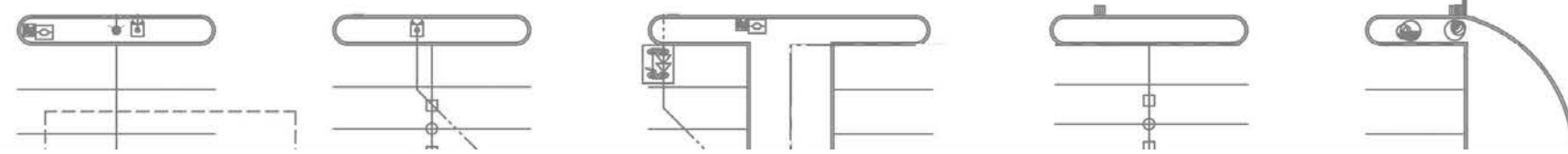
SITE PLAN FOR MARKETING ILLUSTRATIVE PURPOSES ONLY



BUILDING G SITE PLAN



This drawing is for informational purposes and may not be to scale or include changes after March 30, 2024



CEDAR CREEK PLAZA PACIFIC HWY 99W AND EDY ROAD

SHERWOOD, OR

DEMOGRAPHIC SUMMARY

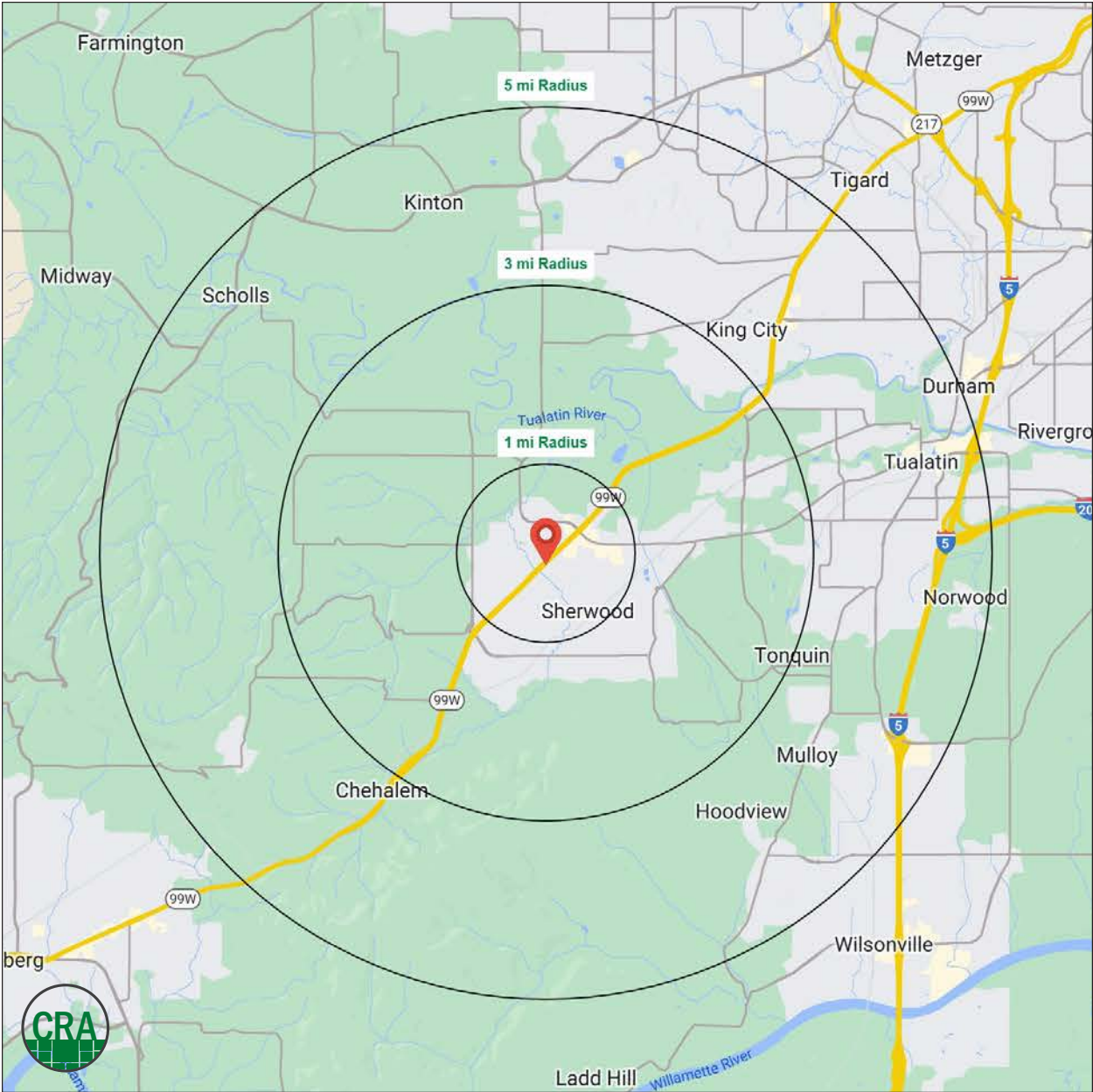
Source: Regis - SitesUSA (2024)	1 MILE	3 MILE	5 MILE
Estimated Population 2024	11,783	29,148	107,119
Estimated Households	4,216	10,666	41,920
Average HH Income	\$147,710	\$156,657	\$147,515
Median Home Value	\$570,414	\$609,371	\$614,036
Daytime Demographics 16+	6,776	20,092	75,156
Some College or Higher	81.0%	80.1%	78.8%

\$147,710

Average Household Income
1 MILE RADIUS

37.9

Median Age
1 MILE RADIUS



Summary Profile

2010-2020 Census, 2024 Estimates with 2029 Projections
 Calculated using Weighted Block Centroid from Block Groups



Lat/Lon: 45.3661/-122.8506

Cedar Creek Plaza	1 mi	3 mi	5 mi
Sherwood, OR 97140	radius	radius	radius
Population			
2024 Estimated Population	11,783	29,148	107,119
2029 Projected Population	11,621	28,760	105,039
2020 Census Population	11,554	29,337	106,476
2010 Census Population	9,976	25,126	92,159
Projected Annual Growth 2024 to 2029	-0.3%	-0.3%	-0.4%
Historical Annual Growth 2010 to 2024	1.3%	1.1%	1.2%
2024 Median Age	37.9	39.7	40.7
Households			
2024 Estimated Households	4,216	10,666	41,920
2029 Projected Households	4,220	10,694	41,651
2020 Census Households	4,052	10,283	40,617
2010 Census Households	3,644	8,937	35,556
Projected Annual Growth 2024 to 2029	-	-	-0.1%
Historical Annual Growth 2010 to 2024	1.1%	1.4%	1.3%
Race and Ethnicity			
2024 Estimated White	77.9%	78.5%	74.9%
2024 Estimated Black or African American	1.2%	1.5%	2.1%
2024 Estimated Asian or Pacific Islander	7.5%	7.4%	9.8%
2024 Estimated American Indian or Native Alaskan	0.9%	0.6%	0.6%
2024 Estimated Other Races	12.5%	11.9%	12.6%
2024 Estimated Hispanic	12.5%	12.2%	12.6%
Income			
2024 Estimated Average Household Income	\$147,710	\$156,657	\$147,515
2024 Estimated Median Household Income	\$115,791	\$124,109	\$118,260
2024 Estimated Per Capita Income	\$53,052	\$57,421	\$57,808
Education (Age 25+)			
2024 Estimated Elementary (Grade Level 0 to 8)	1.5%	1.8%	2.8%
2024 Estimated Some High School (Grade Level 9 to 11)	3.4%	2.5%	2.4%
2024 Estimated High School Graduate	14.1%	15.6%	16.0%
2024 Estimated Some College	22.6%	22.3%	21.1%
2024 Estimated Associates Degree Only	8.6%	9.4%	8.3%
2024 Estimated Bachelors Degree Only	31.8%	31.2%	31.5%
2024 Estimated Graduate Degree	17.9%	17.2%	17.9%
Business			
2024 Estimated Total Businesses	551	1,541	5,244
2024 Estimated Total Employees	3,247	11,899	42,768
2024 Estimated Employee Population per Business	5.9	7.7	8.2
2024 Estimated Residential Population per Business	21.4	18.9	20.4

For more information, please contact:

MARK BANTA 503.758.9573 | mark@cra-nw.com



KNOWLEDGE

RELATIONSHIPS

EXPERIENCE



**COMMERCIAL
REALTY ADVISORS
NORTHWEST LLC**

Licensed brokers in Oregon & Washington

 15350 SW Sequoia Parkway, Suite 198 • Portland, Oregon 97224



www.cra-nw.com



503.274.0211

The information herein has been obtained from sources we deem reliable. We do not, however, guarantee its accuracy. All information should be verified prior to purchase/leasing. View the Real Estate Agency Pamphlet by visiting our website, www.cra-nw.com/home/agency-disclosure.html. CRA PRINTS WITH 30% POST-CONSUMER, RECYCLED-CONTENT MATERIAL.