

FOR SALE



COMMERCIAL VACANT LAND – FULL MEDIAN CUT

7010 E FOWLER AVE, TAMPA, FL, 33617



EAST FOWLER AVENUE
DAILY TRAFFIC COUNT: 55,739

New Neighbor
Anticipated Construction
Completion December 2022



NEXT GREAT THING(S) GOES HERE

PROPERTY HIGHLIGHTS

FULL MEDIAN CUT
INGRESS/EGRESS
ACCESS ALL DIRECTIONS
RIGHT IN/OUT, LEFT IN/OUT



- Possible Developable Building Size: 4,000 SF +/-
- Land Size: 0.54
- Zoning: CG
- East Fowler Ave boasts 55,739 vpd traffic count
- AVG HH Inc 1 mile radius just under \$87,000
- Join Domino's Pizza and other nearby nationals
- Frontage E Fowler Ave: 215 Linear Foot +/-
- Depth of Parcel: 130 Linear Foot +/-
- Utilities/water & sewer are at the property
- Close to: I-75, University of South Florida, Busch Gardens, I-4, Seminole Hard Rock Casino, I-275, Tampa Zoo, Tampa International Airport ++
- Purchase Price: \$849,000

Muni: Hillsborough Cty

FLU: R-6

Scott Garrett

BOSS Commercial Real Estate
Licensed Commercial Real Estate Agent

Cell: 407-733-8159

Fax: 1321-549-6269

Scott@BossCRE.com

www.BossCRE.com

FOR SALE



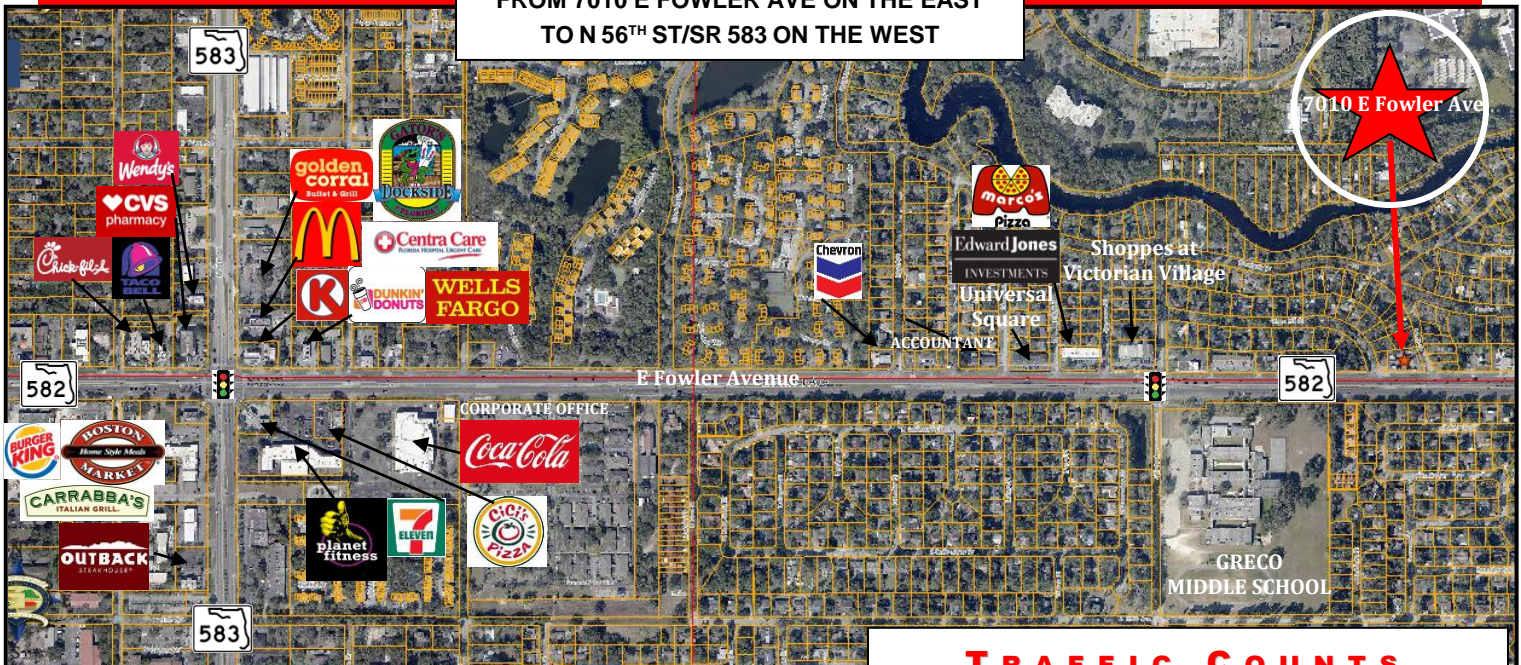
RETAIL OVERVIEW

FROM I-75 ON THE EAST TO
7010 E FOWLER AVE ON THE WEST



RETAIL OVERVIEW

FROM 7010 E FOWLER AVE ON THE EAST
TO N 56TH ST/SR 583 ON THE WEST



TRAFFIC COUNTS

E Fowler Ave @ Gillette Av 55,739 vpd

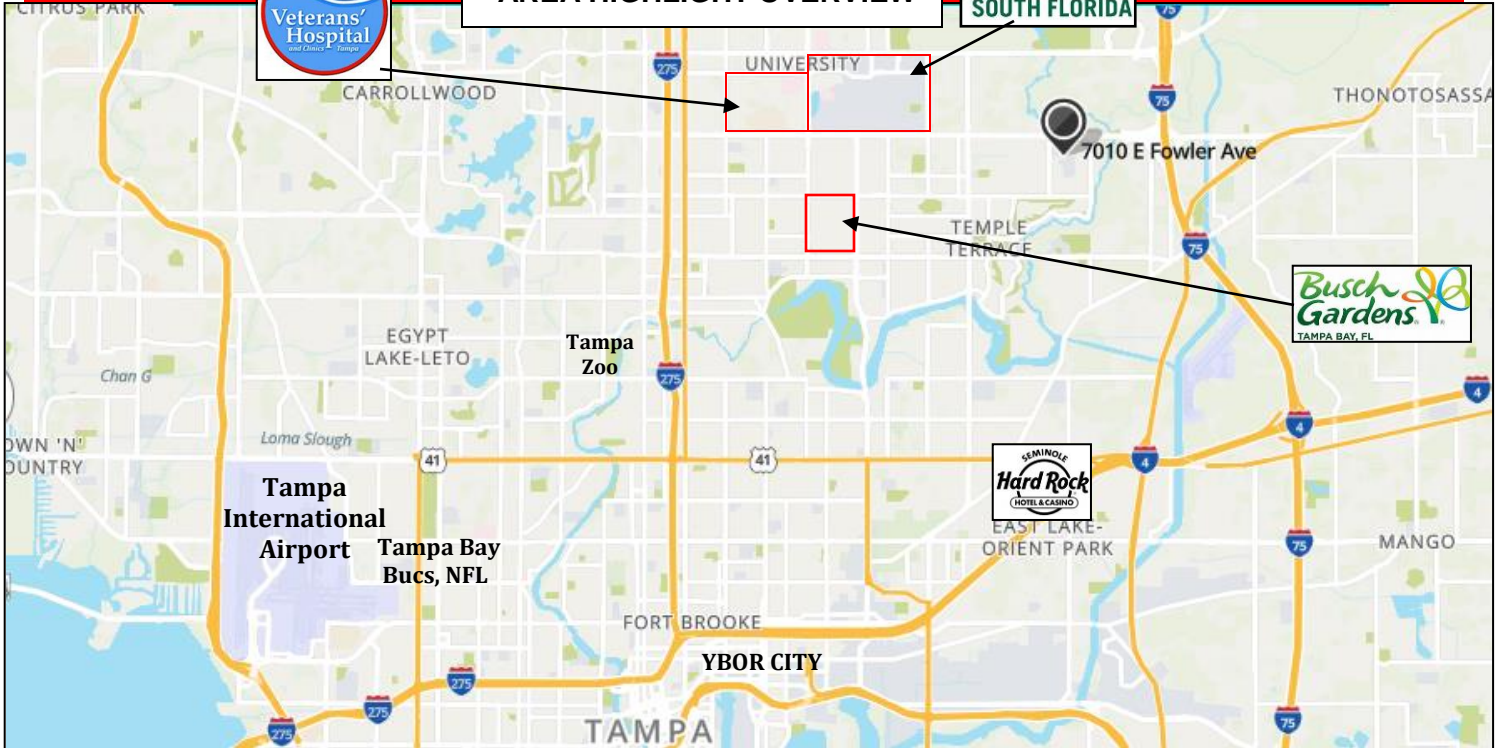
	<u>1 mile</u>	<u>3 mile</u>	<u>5 mile</u>
Population:	11,165	73,506	195,152
Households:	4,723	30,747	77,907
Avg Income:	\$86,462	\$66,231	\$58,916

This information is from sources we deem reliable and is subject to prior sales rates, or conditions. No representation is made as to the accuracy of the information.

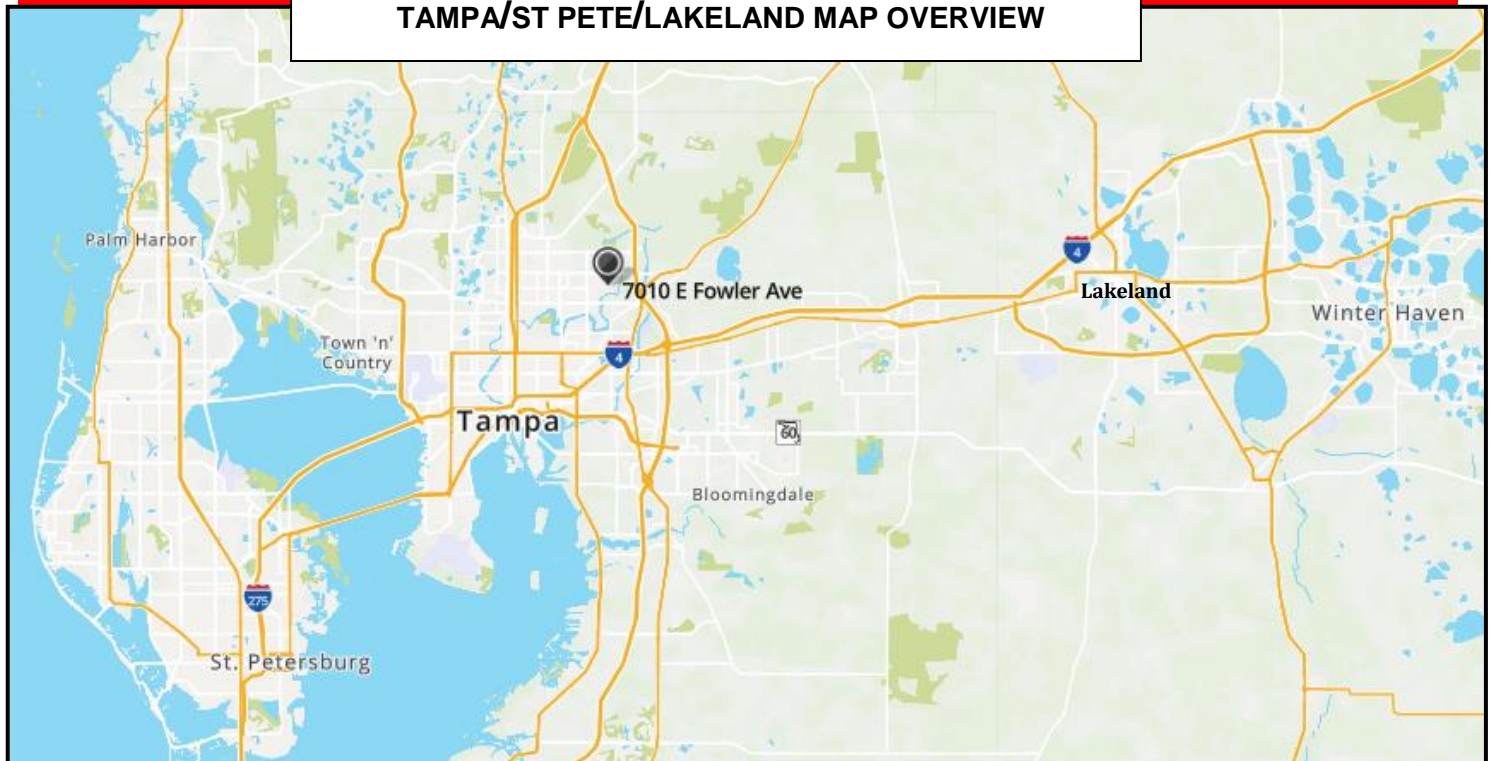
FOR SALE



AREA HIGHLIGHT OVERVIEW



TAMPA/ST PETE/LAKELAND MAP OVERVIEW



This information is from sources we deem reliable and is subject to prior sale, lease, withdrawal without notice, or change in prices, rates, or conditions. No representation is made as to the accuracy of any information furnished.