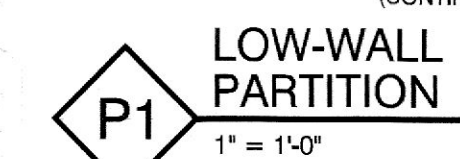


EMPLOYEES 15 OR LESS EMPLOYEES REQUIRE 1 ADDITIONAL TOILET WITH LAVATORY – ONE IS PROVIDED.

- 1 SERVICE SINK REQUIRED, 1 PROVIDED
- DRINKING FOUNTAIN NOT REQUIRED (RESTAURANT PROVIDES POTABLE WATER)

1. THE PLUMBING CONTRACTOR SHALL ENSURE THAT ALL WORK WHETHER SPECIFIED ON DRAWINGS OR NOT SHALL MEET ALL APPLICABLE LOCAL AND STATE CODES INCLUDING THE NATIONAL STANDARD PLUMBING CODE.
2. THE PLUMBING CONTRACTOR SHALL ENSURE THAT ALL EXISTING GAS SERVICES ARE ADEQUATE FOR NEW EQUIPMENT. IF REQUIRED, THE CONTRACTOR SHALL OBTAIN INCREASED SERVICE AS REQUIRED FROM THE UTILITIES.
3. ALL NEW HOT & COLD SUPPLY PIPING TO BE 3/4" TYPE 'L' COPPER PIPING, AND SHALL REDUCE TO 1/2" ON INDIVIDUAL FIXTURE BRANCHES.
4. ALL WASTE LINES TO BE SCHEDULE 40 PVC PIPING, SUBJECT TO INSPECTION.
5. ALL WATER LINES TO BE COVERED WITH ARMAFLEX PIPE INSULATION OF EQUAL OR BETTER QUALITY WITH FIRE SUBCODE OFFICIAL AND INSTALL AIR CELL COVERING IF REQ'D.
6. FURNISH AND INSTALL WATTS 9D ATMOSPHERIC BACKFLOW PREVENTER AS INDICATED & ON ANY BEVERAGE OR POTABLE WATER DISPENSING EQUIPMENT W/ POTENTIAL FOR BACKFLOW NOT SHOWN ON PLANS.
7. ALL NEW PLUMBING SUPPLY AND WASTE LINES SHALL CONNECT TO EXISTING PIPING.
8. FLOOR DRAINS SHALL CONNECT TO EXISTING FLOOR DRAIN PIPING, WHERE POSSIBLE.
9. ALL CLEAN OUT COVERS TO BE MEDIUM TRAFFIC BRONZE PLATES OR EQUIV. SUPPORT ALL HUNG PIPING AT AN INTERVAL NOT TO EXCEED 10'-0" MAX. AND AT ALL CORNERS.


$$3/16'' = 1'-0''$$

Item#	Quantity	Unit	Category	Mfr	Model	Voltage	Phase	Amps	Cycle	Hp	Kw	Connection	Type	NEMA	Cold Water	Hot Water	Indirect Waste	Size	Direct Gas	Gas Size (in)	Gas MBTU	Equipment	Remarks
A	1	ea	18" Exhaust Hood, By Other	Owner Provided	18" HOOD																		
1	1	ea	Range, Stick Pot, Gas	Atosa USA, Inc.	ATSP-18-1														3/4"	80.0			
1.1	1	kt	Gas Connector Hose Kit / Assembly	Dormont	RG7548																		
2	1	ea	Griddle, Gas, Countertop	Atosa USA, Inc.	ATTG-36														3/4"	75.0			
2.1	1	kt	Gas Connector Hose Kit / Assembly	Dormont	RG7548																		
3	1	ea	Charbroiler, Gas, Countertop	Turbo Air	TARB-12														3/4"	30.0			
3.1	1	kt	Gas Connector Hose Kit / Assembly	Dormont	RG7548																		
4	1	ea	Hotplate, Countertop, Gas	Atosa USA, Inc.	ACHP-4														3/4"	128			
4.1	1	kt	Gas Connector Hose Kit / Assembly	Dormont	RG7548																		
5	2	ea	Gas Floor Fryer	Atosa USA, Inc.	ATFS-50-NG														3/4"	136.0			
5.1	2	kt	Gas Connector Hose Kit / Assembly	Dormont	RG7548														1-1/2"	200.0			
6	1	ea	Custom Wok Range	General Kitchen Supply	Double Wok Range														1/2"				
7	1	ea	Equipment Stand, Refrigerated Base	Atosa USA, Inc.	MGFB453GR	115	1	2.3	60	1/7					Cord & Plug	5-15P							
8	1	ea	Pizza Preparation Refrigerator	True Mfg. - General Foodservice	Existing	115	1	3.9	60	1/4					Cord & Plug	5-15P							
9	1	ea	Hot Food Serving Counter / Table	Voltrath	Existing																		
10	1	ea	Dish Cabinet	Sapphire Manufacturing	SMDC-3036																		
11	1	ea	Reach-In Refrigerator	True Mfg. - General Foodservice	Existing	115	1	2.2	60	1/4					Cord & Plug	5-15P							
12	1	ea	Mega Top Sandwich / Salad Preparation Refrigerator	Beverage Air	SP69HC-12M	115	1	5.4	60	1/3					Cord & Plug	5-15P							
13	1	ea	Shelving, Wall Mounted	Sapphire Manufacturing	SMWS-1860																		
14	1	ea	Reach-In Refrigerator	Atosa USA, Inc.	MBF8004GR	115	1	2.1		1/7					Cord & Plug	5-15P							
15	1	ea	Undercounter Refrigerator	Atosa USA, Inc.	MGFB404GR	115	1	2.8	60	1/5					Cord & Plug	5-15P							
16	1	ea	Food Slicer, Electric	Globe (Middleby)	GC512	115	1	4.8	60	1/3					Cord & Plug	5-15P							
17	1	ea	Work Table, with Prep Sink(s)	Sapphire Manufacturing	SMTPS-3060R																		
18	1	ea	Custom Ceiling Hung Double Overshell	Krowne	15-302L														1/2"	1/2"	1-1/2" to 2"		
				Krowne	22-204																		
				GKS	DOUBLE OVERSHELL																		Custom ceiling hung double overshelf. To be designed. Unit to be hung from ceiling joists (similar to hanging of hood).
19	1	ea	Dishable, Solid	Owner Provided	Existing																		
20	1	ea	Dishwasher, Door Type, Ventless	CMA Dishmachines	180-VL TALL	208	3	49.0	60	1	12.0								1/2"	1/2"	2"		
21	1	ea	Clean Drainable	Sapphire Manufacturing	SMCDT-48L																		
22	1	ea	Reach-In Refrigerator																				

NOTE: ARRANGEMENT SHOWN IS SCHEMATIC. ADJUST TO SUIT FIELD CONDITIONS OR MEET LOCAL CODE REQUIREMENTS. HUBLESS CAST IRON PIPE, FITTINGS AND CONNECTORS ALL AROUND SINK AND TRAP. CONNECT GREASE TRAP FROM CENTER COMPARTMENT; PROVIDE P-TRAP IF GREASE TRAP IS MORE THAN 4' FROM SINK.

EXISTING CONSTRUCTION
TO REMAIN

NEW 10 WALL DRYWALL
PARTITION -
SEE DETAIL BELOW.

PORTABLE FIRE
EXTINGUISHER
(MAX. 75 FEET DISTANCE;
TYPE PER IBC 2018 906)

NEW DOOR WIDTHS AS SHOWN ON FLOOR PLAN

20A

NEW 110 VOLT 20 AMP
OUTLET - PROVIDE POWER
PER NEC 2017 REQ'S.

1. ALL WORK SHALL CONFORM TO ALL NEW JERSEY DEPARTMENT OF HEALTH REGULATIONS.
2. FOR KITCHEN EQUIPMENT OUTSHEETS - SEE OWNER.
3. FOR ADDITIONAL PLUMBING - MECHANICAL & ELECTRICAL DRAWINGS & INFORMATION - SEE MEP ENGINEERING DWGS.
4. FOR ANSUL HOOD SYSTEM DRAWINGS AND INFORMATION - SEE SEPARATE DRAWINGS SUBMITTED BY LICENSED HOOD MFT.
5. IF REQUIRED, FOR ANSUL HOOD SYSTEM DRAWINGS AND INFORMATION - SEE SEPARATE DWGS. SUBMITTED BY LICENSED FIRE SPRINKLER CONTRACTOR.
6. IF REQUIRED, THE CONTRACTOR SHALL INSTALL ALL EXPOSED EXTERIOR WALL CAVITIES WITH BATT INSULATION - THICKNESS TO MATCH STUD WIDTH.
7. ALL NEW AISLE WIDTHS SHALL BE HC
8. ACCESSIBLE PER ICC/ANSI A117.1-2017.
9. PROVIDE ADEQUATE DRAINAGE DRAINS AND CLEANOUTS PER CODE. SLOPE FLOORS TO DRAIN.
10. ROUTE ALL WASTE TO GREASE INTERCEPTOR AND/OR TRAP AS REQUIRED. SEE PLUMBING DRAWINGS FOR ADDITIONAL INFORMATION.
11. THERE IS NO LIGHTING SCHEDULE FOR THIS PROJECT - ALL EXISTING LIGHTING, EXIT SIGN LIGHTING AND EMERGENCY LIGHT LIGHTING TO REMAIN.
12. FOR ANSUL HOOD SYSTEM DRAWINGS AND INFORMATION - SEE SEPARATE DRAWINGS SUBMITTED BY LICENSED HOOD MFT.

3	REISSUED FOR MUNICIPAL APPROVAL	12/10/24
2	REISSUED FOR REGIONAL HEALTH COMMISSION APPROVAL	10/18/24
1	REMOVED HIBACHI TABLES FROM DINING RM. REISSUED FOR PERMIT APPROVAL	10/2/24
—	ISSUED FOR PERMIT APPROVAL	9/9/24

NO: REVISION: DATE:

**WJG
ARCHITECTS,
LLC**

ARCHITECTURE
PLANNING
INTERIORS

WAYNE J. GUSKIND

REGISTERED ARCHITECT NJ 10967
26 Central Avenue
Hillsdale, NJ 07642
PHONE: 201-497-8075
FAX: 201-584-0207
E-MAIL: wavgne@optonline.net

NEW MELT-TOBA
HIBACHI HOTPOT
BAR & GRILL

447 BROADWAY
WESTWOOD, NEW JERSEY

DRAWING TITLE:
FIRST FLOOR PLAN,
HC TOILET DIAGRAMS

DATE:
SEP. 9, 2024

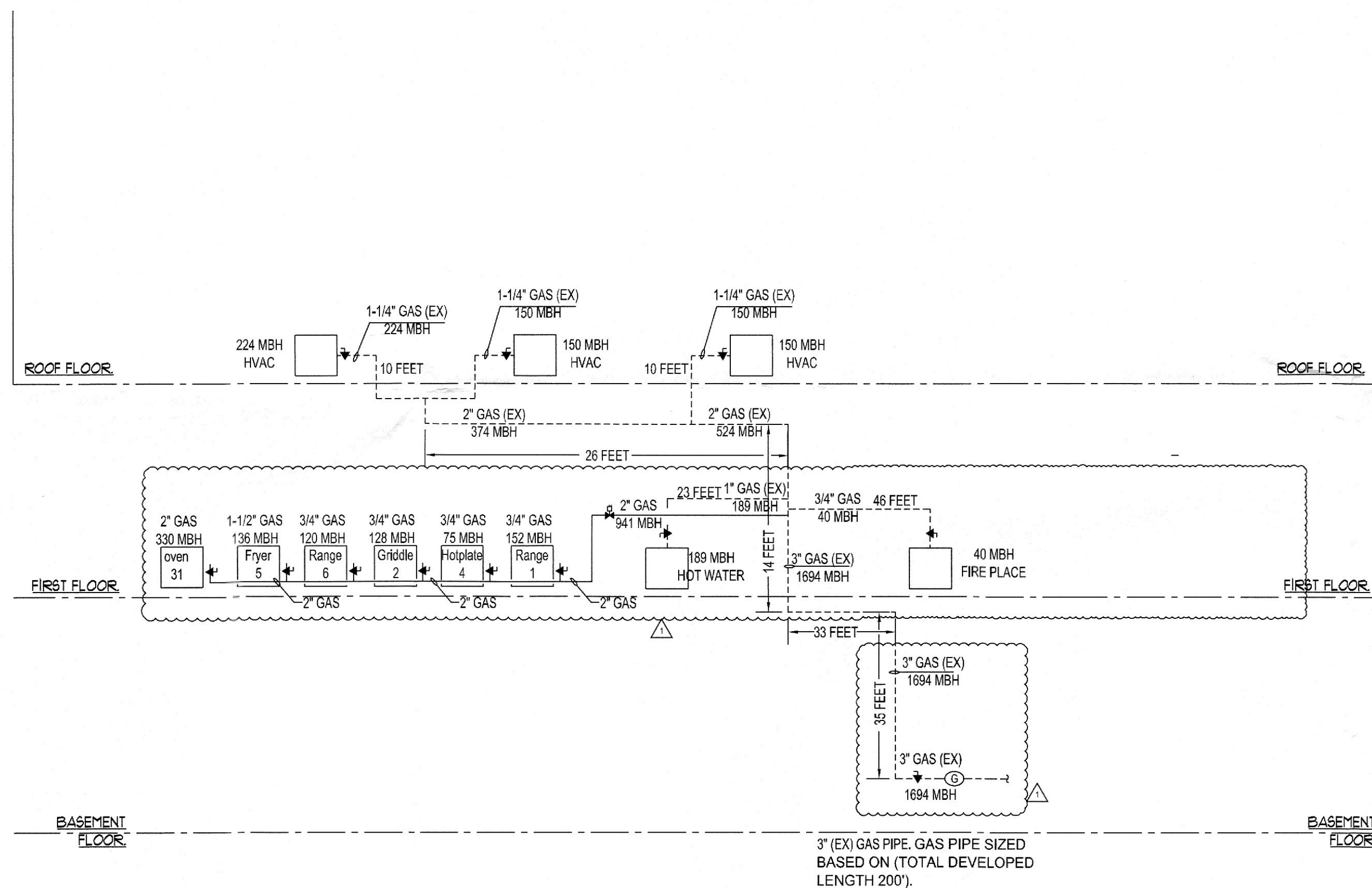
SCALE:
AS NOTED

DRAWN:

W.J.G. *[Signature]*
 CHECKED: NJ10967
 W.J.G. / J.M. DATE: 12/11/24 SIGNED

DRAWING NUMBER:

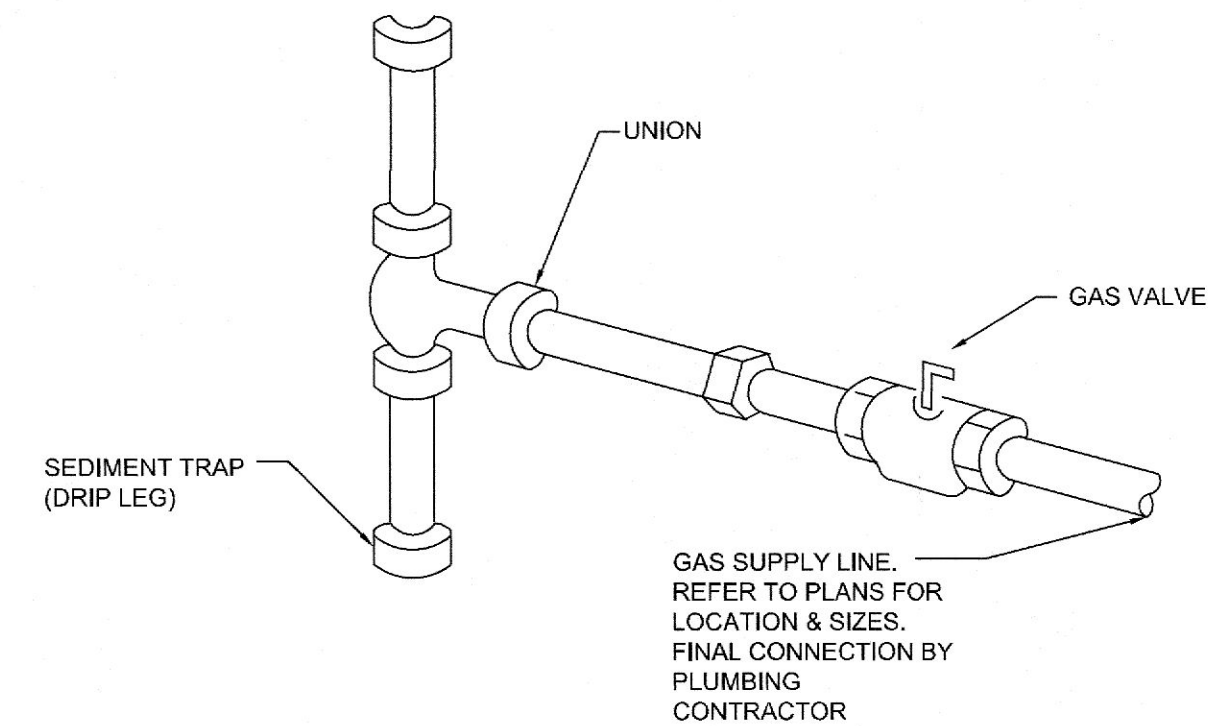
A-1



GAS PIPING CALCULATION BASED UPON INTERNATIONAL FUEL GAS CODE. TABLE 402.4. 2 PRESSURE LESS THAN 2 PSI.

LONGEST RUN OF GAS PIPING : 200 FEET.
3" GAS PIPE IS GOOD FOR 1700 MBH.

GAS PIPING SHALL BE BLACK IRON.



TYPICAL GAS EQUIPMENT CONNECTION DETAIL-SCALE : NONE

- DO NOT SCALE FROM THESE DRAWINGS.
- DO NOT MAKE ANY CHANGES OR SUBSTITUTIONS WITHOUT SPECIFIC WRITTEN APPROVAL FROM THE ARCHITECT OR ENGINEER.
- ALL INDICATED WORK SHALL BE PERFORMED BY THE PLUMBING CONTRACTOR UNLESS OTHERWISE NOTED.
- ALL WORK SHALL BE PERFORMED IN ACCORDANCE WITH ALL APPLICABLE REGULATIONS INCLUDING BUT NOT LIMITED TO NATIONAL, CITY, STATE, LOCAL CODES AND ORDINANCES WHICH MAY BE IN EFFECT. ALL PLUMBING MATERIALS, INSTALLATION PROCEDURES AND SYSTEM LAYOUTS SHALL BE APPROVED BY ALL APPLICABLE CODE ENFORCEMENT AUTHORITIES HAVING JURISDICTION, AND IT SHALL BE THE PLUMBING CONTRACTOR'S RESPONSIBILITY TO OBTAIN AND PAY FOR ALL NECESSARY PERMITS AND APPROVALS FOR THIS INSTALLATION.
- THE PLUMBING CONTRACTOR MUST VISIT THE SITE AND NOTE ALL EXISTING CONDITIONS AS WELL AS ALL CONDITIONS TO BE MET, PRIOR TO BID SUBMISSION. LACK OF A THOROUGH UNDERSTANDING OF THE PROJECT SCOPE AND CONDITIONS SHALL NOT CONSTITUTE AN EXCUSE FOR ERRORS OR OMISSIONS, NOR FOR A REQUEST FOR EXTRA COMPENSATION.
- GAS PIPING SHALL BE BLACK IRON, SCHEDULES 80.

GENDERAL NOTES

ALL PLUMBING WORK SHALL BE INSTALLED IN ACCORDANCE WITH THE 2021 NATIONAL STANDARD PLUMBING CODE AND ALL OTHER LOCAL CODES HAVING JURISDICTION .

CODE

△	ADDED KITCHEN EQUIPMENT	12/10/24
-	ISSUED FOR PERMIT APPROVAL	8/28/24

NO: REVISION: DATE:

WJG ARCHITECTS, LLC
WAYNE J. GUSKIND
REGISTERED ARCHITECT NJ 10967
26 Central Avenue
Hillsdale, NJ 07642
PHONE: 201-497-9075
FAX: 201-584-4207
E-MAIL: wayneg@wjgarch.com

ARCHITECTURE
PLANNING
INTERIORS

NEW RESTAURANT

250 CENTER STREET
WESTWOOD, NEW JERSEY

DRAWING TITLE:
PLUMBING GAS RISER

DATE: AUG. **, 2024
SCALE: AS NOTED
DRAWN: W.J.G. *[Signature]*
CHECKED: W.J.G. / J.M. DATE: 12/11/24 SIGNED
DRAWING NUMBER:

P-1