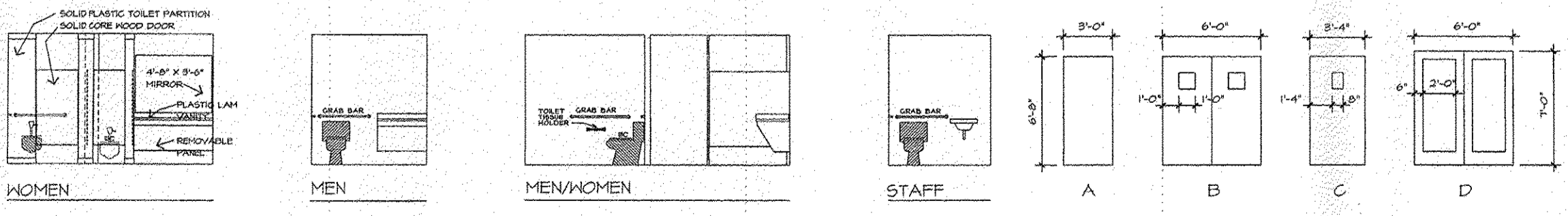
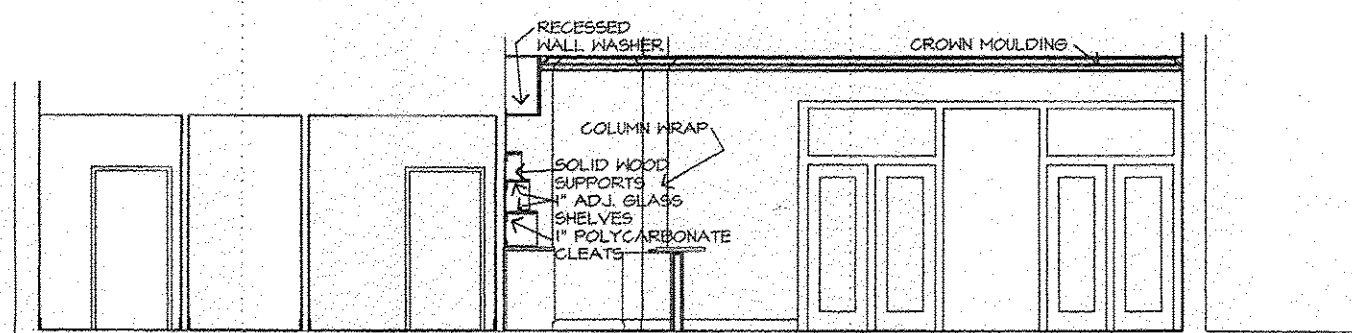


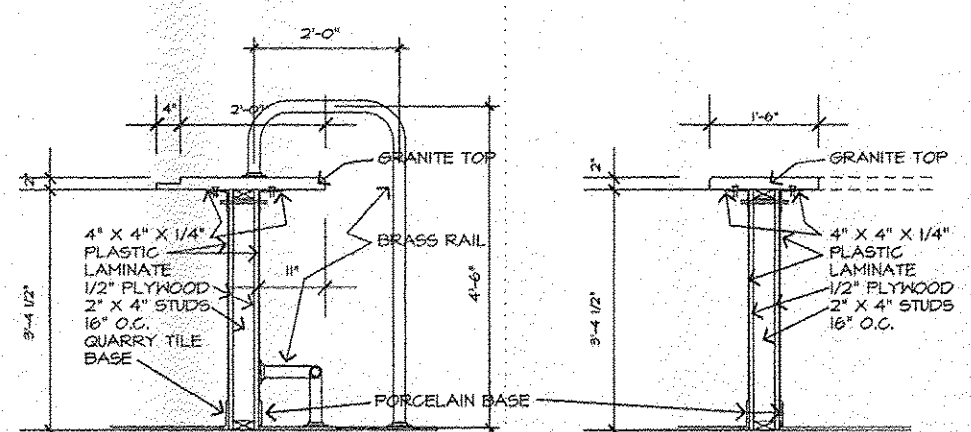
ROOM NO.	ROOM NAME	FLOOR	BASE	WALLS	CEILING	CEILING HEIGHT	REMARKS
101	CLUB ROOM	CERAMIC TILE	NO BASE	NO FINISH	NO FINISH	8'-0"	
102	CLUB ROOM	QUARRY TILE	NO BASE	NO FINISH	NO FINISH	8'-0"	
103	DINING ROOM	QUARRY TILE	NO BASE	NO FINISH	NO FINISH	8'-0"	
104	ENTRANCE	QUARRY TILE	NO BASE	NO FINISH	NO FINISH	8'-0"	
105	LOUNGE	CARPET CONC.	NO BASE	NO FINISH	NO FINISH	8'-0"	
106	WOMEN	QUARRY TILE	NO BASE	NO FINISH	NO FINISH	8'-0"	4" CT WAINSCOT
107	MEN	QUARRY TILE	NO BASE	NO FINISH	NO FINISH	8'-0"	4" CT WAINSCOT
108	OFFICE	QUARRY TILE	NO BASE	NO FINISH	NO FINISH	8'-0"	
109	KITCHEN	QUARRY TILE	NO BASE	NO FINISH	NO FINISH	8'-0"	
110	WALK-INS	QUARRY TILE	NO BASE	NO FINISH	NO FINISH	8'-0"	COORD. W/ MFR.
111	DRY STOR.	QUARRY TILE	NO BASE	NO FINISH	NO FINISH	8'-0"	
112	CORRIDOR	QUARRY TILE	NO BASE	NO FINISH	NO FINISH	8'-0"	
113	STAFF TOIL	QUARRY TILE	NO BASE	NO FINISH	NO FINISH	8'-0"	
114	PATIO	QUARRY TILE	NO BASE	NO FINISH	NO FINISH	8'-0"	
115	-						

DOOR NO.	DOOR SIZE	MAT	GLASS	FRAME MAT	FRAME TYPE	HEAD	JAMB	THRES.	FIRE RATING LABEL	HWARE SET NO.	REMARKS
1	3'-0" X 6'-8" X 1 3/4"	WD	A	A	HT						
2	6'-0" X 6'-8" X 1 3/4"	AL	B	1/4" TEMP.	HT						PAIR 3'-0" DOORS
3	3'-4" X 6'-8" X 1 3/4"	WD	C	1/4" TEMP.	HT						
4	3'-0" X 6'-8" X 1 3/4"	WD	A	A	HT						
5	3'-0" X 6'-8" X 1 3/4"	WD	A	A	HT						
6	3'-0" X 6'-8" X 1 3/4"	WD	A	A	HT						
7	3'-0" X 6'-8" X 1 3/4"	WD	A	A	HT						
8	3'-0" X 6'-8" X 1 3/4"	WD	A	A	HT						
9	3'-0" X 6'-8" X 1 3/4"	WD	A	A	HT						
10	3'-0" X 6'-8" X 1 3/4"	WD	A	A	HT						
11	6'-0" X 1'-0" X 1 3/4"	WD	D	1/4" TEMP.	BD						PAIR 3'-0", 180 DEG
12	6'-0" X 1'-0" X 1 3/4"	WD	D	1/4" TEMP.	BD						PAIR 3'-0", 180 DEG
13											

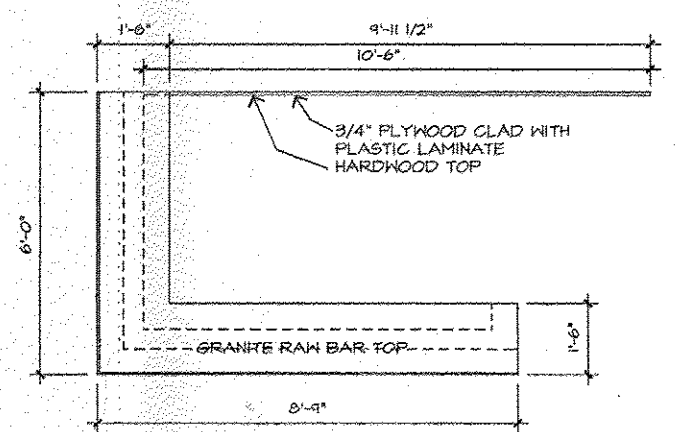





A INTERIOR ELEVATION



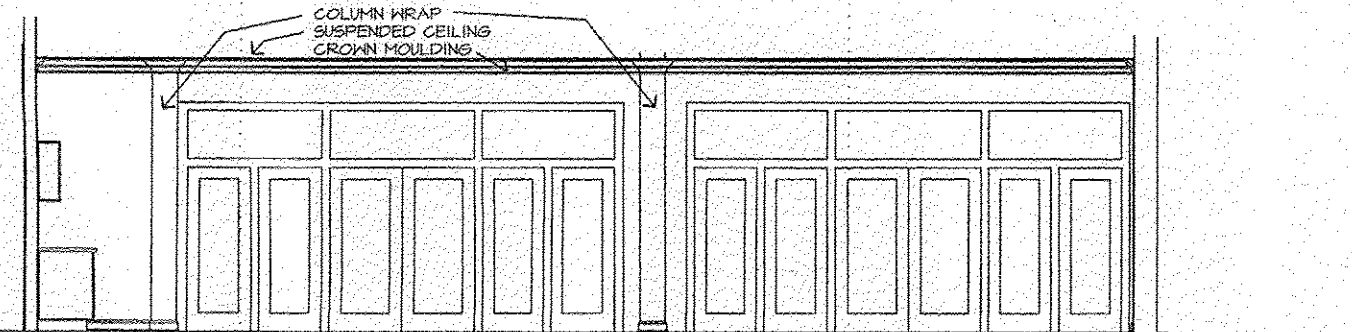
1 BAR SECTION



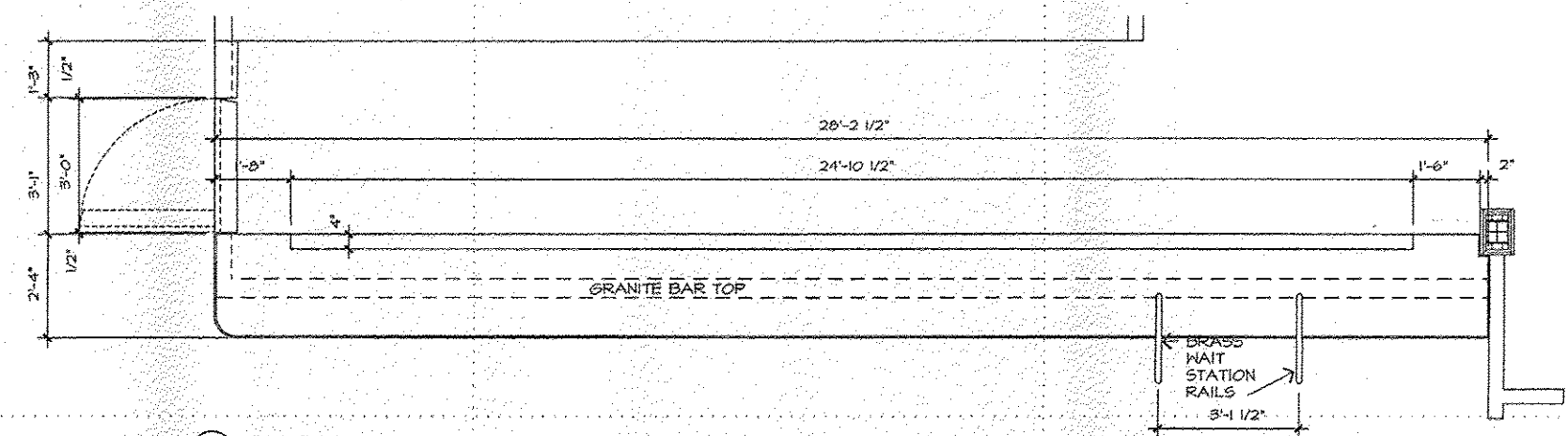
2 RAW BAR SECTION



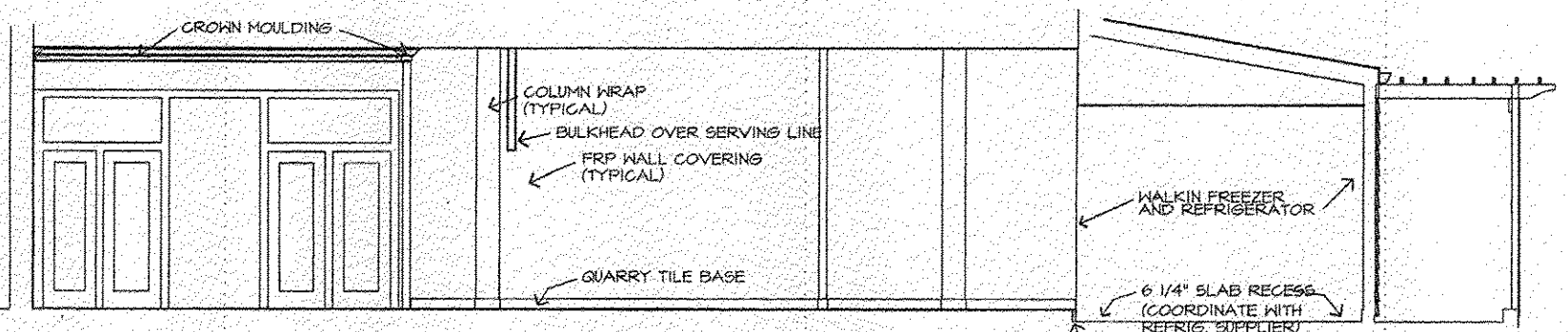
3 RAW BAR PLAN



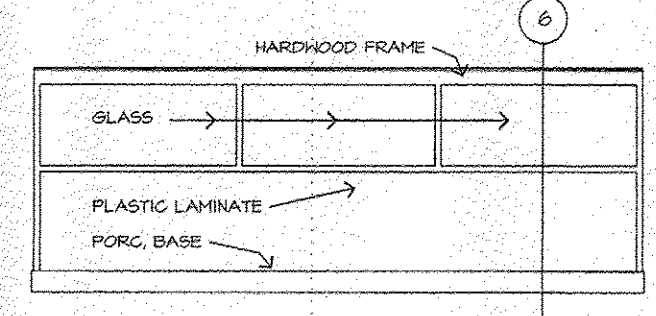
B INTERIOR ELEVATION



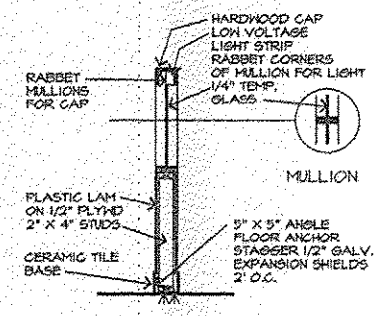
4 BAR PLAN



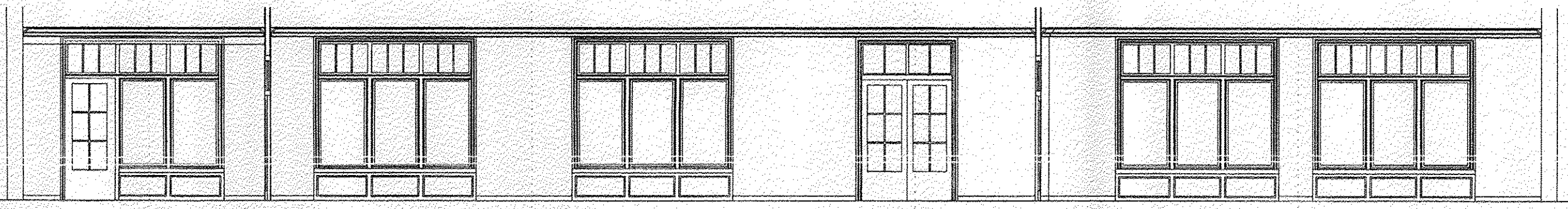
C INTERIOR ELEVATION



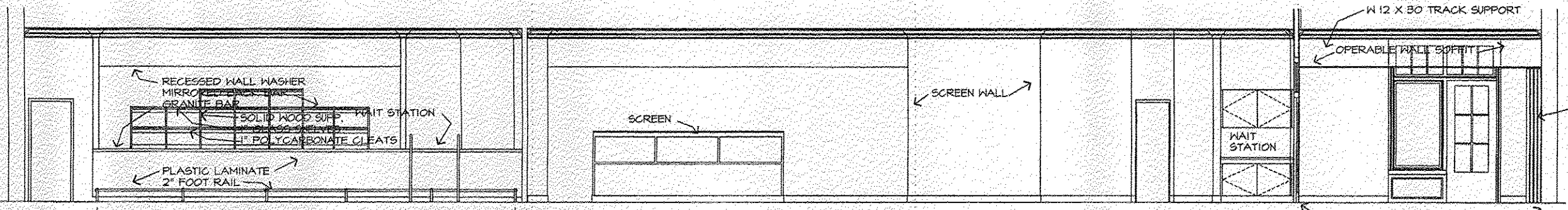
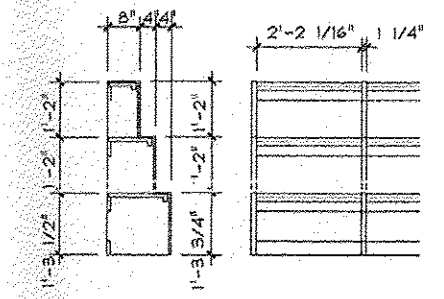
5 SCREEN ELEVATION



6 SCREEN SECTION



D INTERIOR ELEVATION




E INTERIOR ELEVATION

**Caro  
Montroe  
Liang**  
ARCHITECTS PC

175 North Street, Suite 205  
Baltimore, MD 21202  
(410) 528-1222  
Fax: (410) 528-1222  
E-Mail: info@caromontroeliang.com  
www.caromontroeliang.com

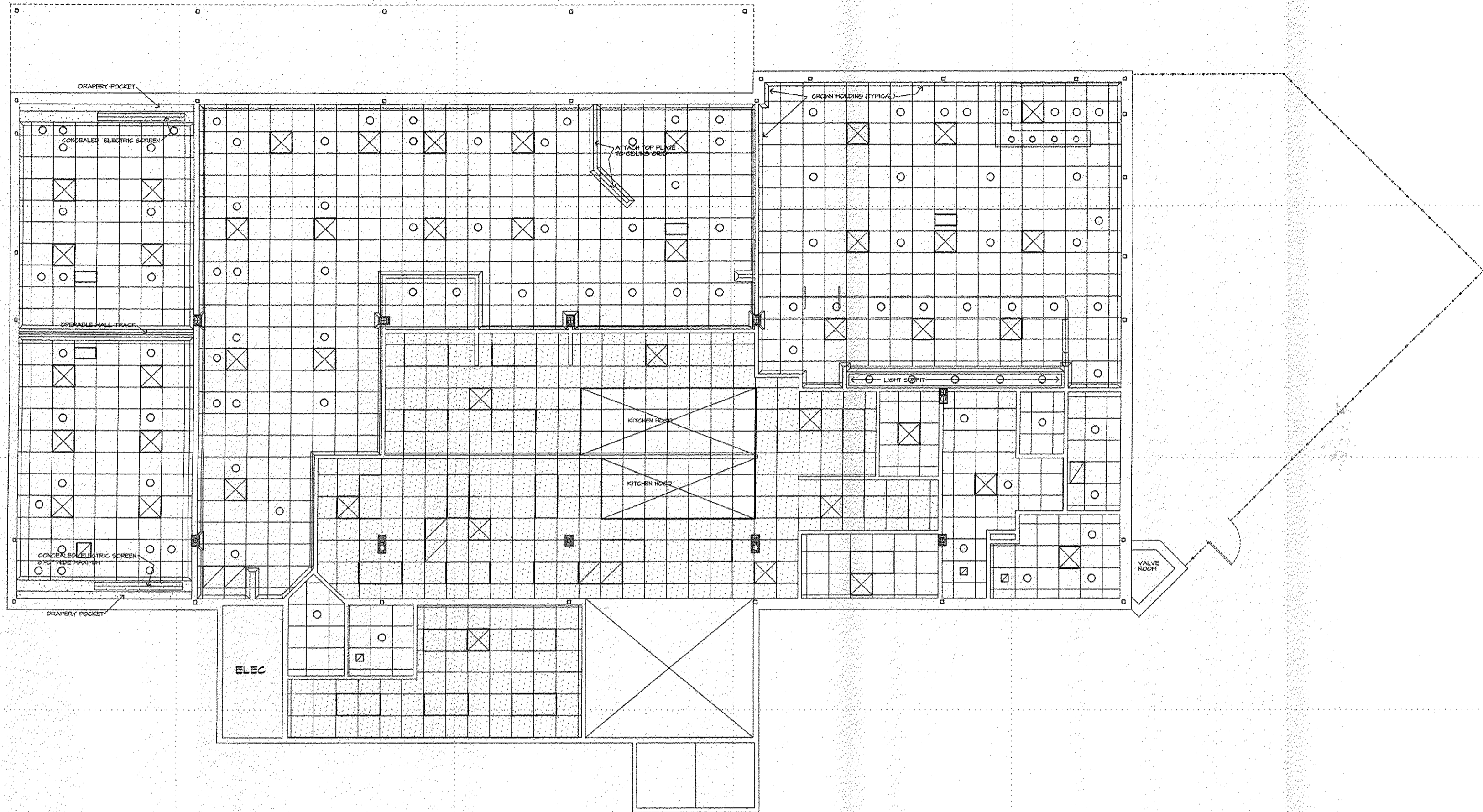
REVISIONS	BY	DATE



Comm: 2004-03  
Date: 3/31/05  
Drawn: KSR  
Proj. Mgr.: WCM

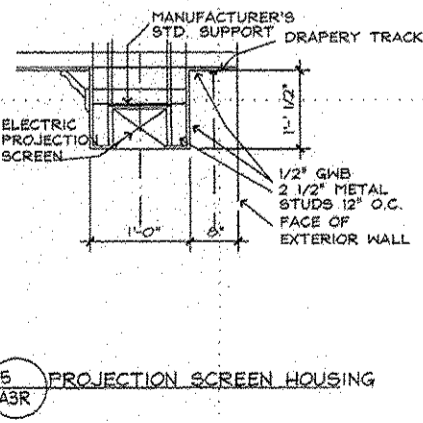
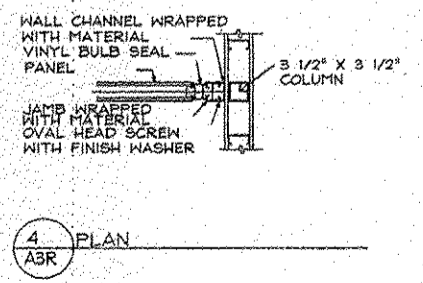
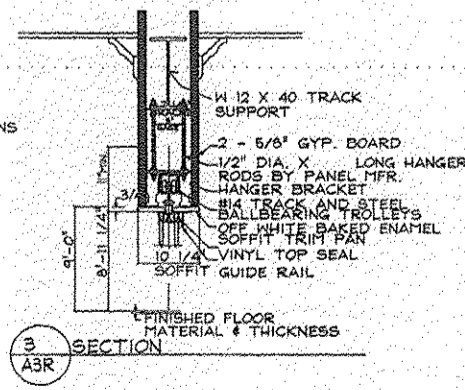
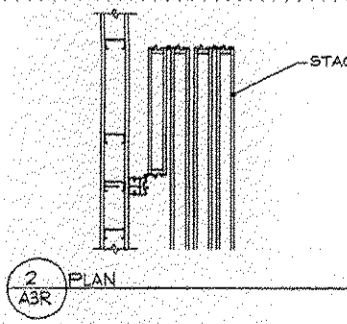
RESTAURANT INTERIOR ELEVATIONS  
NEWTOWN COMMERCIAL AND  
RESIDENTIAL DEVELOPMENT  
JAMES CITY COUNTY, VIRGINIA

**A2r**

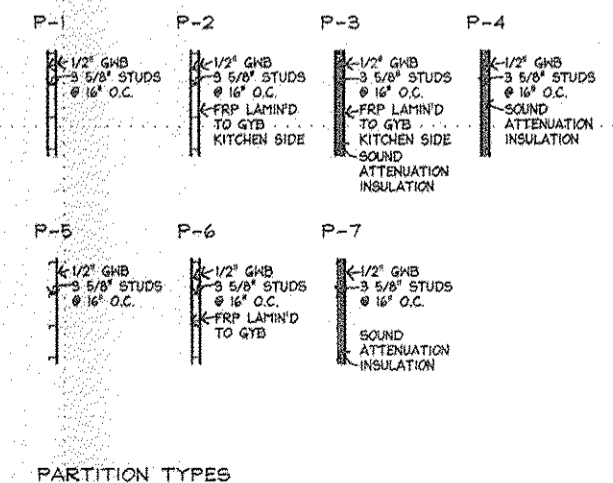
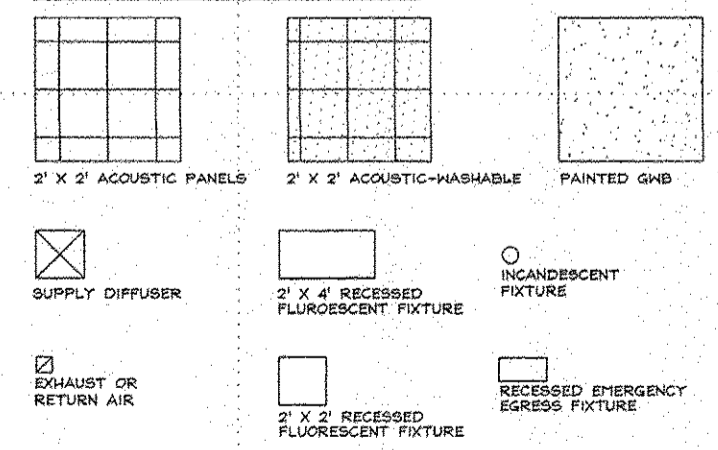


RESTAURANT REFLECTED CEILING PLAN

SCALE: 1/4" = 1'-0"



REFLECTED CEILING LEGEND



RESTAURANT REFLECTED CEILING PLAN  
 NEWTOWN COMMERCIAL AND  
 RESIDENTIAL DEVELOPMENT  
 JAMES CITY COUNTY, VIRGINIA

**Caro Monroe Liang**  
 ARCHITECTS PC  
 728 Third Street, Bldg. 200  
 Newport News, VA 23606  
 (757) 833-2222  
 Fax: (757) 833-3389  
 E-Mail: cmliang@caromonroeliang.com  
 One File Name

REVISIONS

DATE	BY

Client: 2004-03  
 Date: 3/31/05  
 Drawn: KSR  
 Proj. Mgr.: WCM

**A3r**



**SRP**  
**SIMMONS, ROCKECHARLIE AND PRINCE, INC.**

CONSULTING MECHANICAL AND ELECTRICAL ENGINEERS

8416 GLAZEBROOK AVENUE  
 RICHMOND, VA 23228  
 PHONE: (804) 262-7328  
 FAX: (804) 262-0021  
 Website: www.srpeng.com

COPYRIGHT © SIMMONS, ROCKECHARLIE AND PRINCE, INC. - ALL RIGHTS RESERVED. THIS DRAWING MAY NOT BE USED IN ANY MANNER NOT AUTHORIZED BY ANY FORMER WRITER WITHOUT CONSENT FROM SIMMONS, ROCKECHARLIE AND PRINCE, INC.

**JOB NAME:**  
 CENTER STREET GRILLE  
 NEW TOWN  
 JAMES CITY COUNTY VIRGINIA

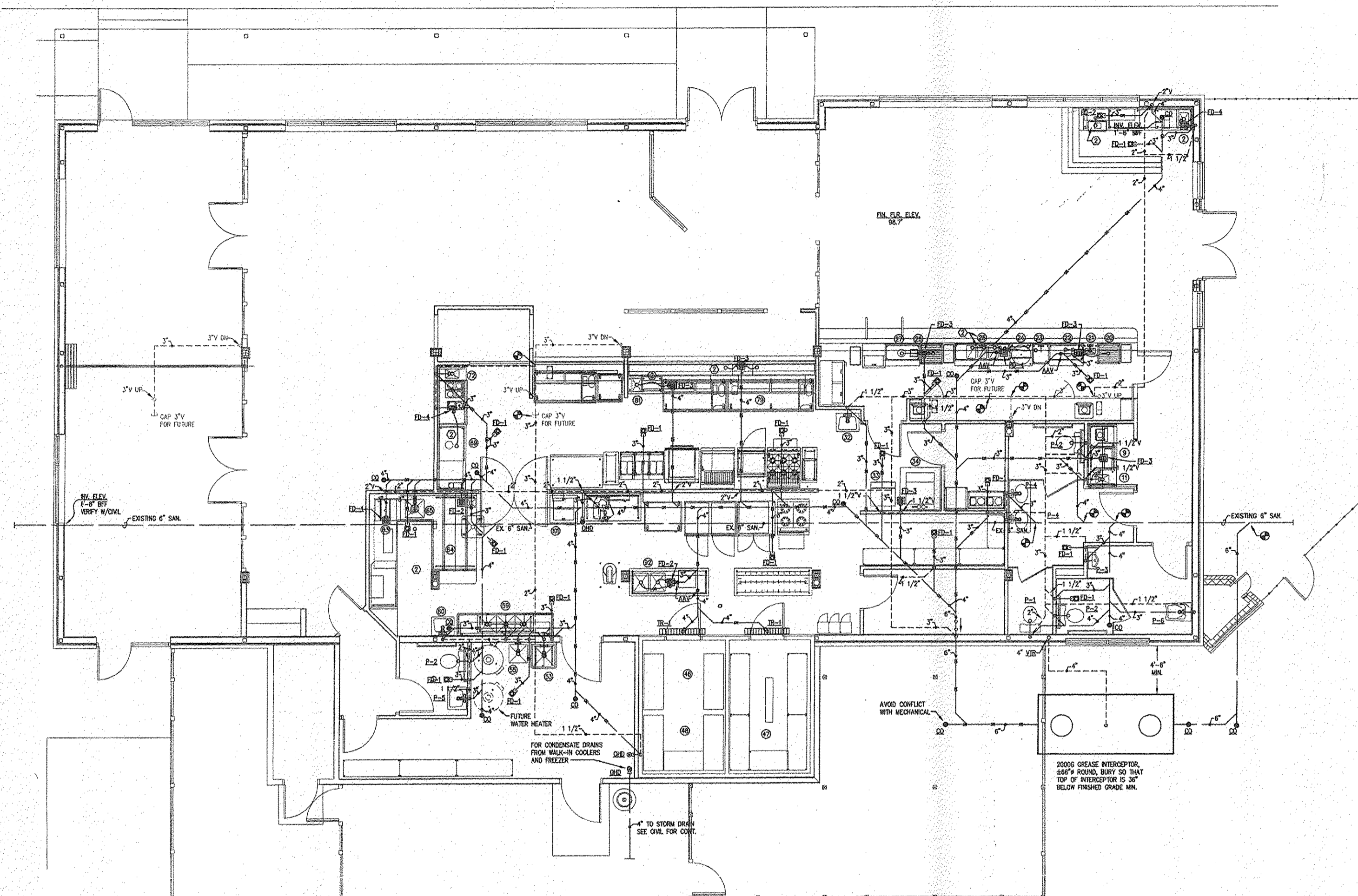
**DRAWING TITLE:**  
 FLOOR PLAN - WASTE AND VENT, LEGEND, SCHEDULE AND NOTES

**REVISIONS:**

NO.	DATE	DESCRIPTION
04-13-05		REVISED FOR CONSTRUCTION

**DRAWN BY:** DN **CHECKED BY:** TAR  
**COMM NO.:** 04087.1 **DATE:** 03-23-05

**SHEET NO.:** P1



**PLUMBING LEGEND**

	COLD WATER
	HOT WATER
	HOT WATER RETURN
	SOIL, WASTE OR SANITARY SEWER BELOW SLAB
	VENT
	CLEAN OUT, GRADE-IN VERTICAL - ABV. CEILING (PROVIDE A.D.)
	DRAIN, FLOOR-TYPE
	SINK, FLOOR-TYPE
	DRAIN, OPEN HUB-TYPE
	FLUID FLOW IN DIRECTION OF ARROW
	PIPE BRANCH OUT OF BOTTOM
	PIPE BRANCH OUT OF SIDE
	PIPE BRANCH OUT OF TOP
	PIPE ELBOW
	PIPE ELBOW DOWN
	PIPE ELBOW UP
	PIPE ELBOW UP OR DOWN
	PIPE LATERAL, TEE WYE
	PIPE PLUG, PIPE CAP
	PITCH DOWN IN DIRECTION OF ARROW
	UNION, SCREWED OR SOLDERED
	VALVE, CHECK
	VALVE, SHUT-OFF
	VALVE, COMBO SHUT OFF & BALANCE
	BACK FLOW PREVENTER
	WATER HAMMER ARRESTOR - SIZE "A" UNLESS OTHERWISE NOTED
	ABOVE FINISHED FLOOR
	BELOW FINISHED FLOOR
	ACCESS DOOR
	ABOVE CEILING
	TYPICAL
	CONNECT NEW TO EXISTING

- PLUMBING CONSTRUCTION NOTES**
- REFER TO ARCHITECT'S SPECIFICATIONS & DRAWINGS FOR DESCRIPTION AND LOCATION OF CASEWORK AND OTHER EQUIPMENT. ALSO REFER TO KITCHEN EQUIPMENT ROUGH IN DRAWINGS FOR EXACT DIMENSIONS.
  - THIS CONTRACTOR SHALL ROUGH-IN FOR THE ABOVE LISTED EQUIPMENT AFTER RECEIVING APPROVED DRAWINGS FROM OWNER.
  - THE VARIOUS EQUIPMENT SUPPLIERS SHALL SET EQUIPMENT IN PLACE AND THIS CONTRACTOR, SHALL PROVIDE INTERCONNECTING PIPING NOT PROVIDED BY EQUIPMENT SUPPLIER, FINAL CONNECTIONS, SUITABLE STOPS, AND TRAPS TO CASEWORK, NEW AND EXISTING KITCHEN EQUIPMENT.
  - FIRE STOP ALL PIPING PASSING THRU FIRE WALLS.
  - REFER TO ARCHITECT'S DRAWINGS FOR EXACT LOCATION OF PLUMBING FIXTURES.
  - TOP OF FLOOR DRAIN GRATE SHALL BE 1/4" BELOW FINISH FLOOR MINIMUM, UNLESS OTHERWISE INDICATED ON ARCHITECTURAL DRAWINGS.
  - PROVIDE DEEP SEAL TRAPS ON ALL FLOOR DRAINS WHERE COMBINATION WASTE AND VENT SYSTEM OR OPEN HUB DRAINS ARE USED.
  - INSULATE WASTE PIPING & WATER SUPPLY PIPING BELOW ALL HANDICAPPED LAVATORIES AND SINKS.
  - FLUSH VALVES IN HANDICAP TOILETS SHALL BE ROUGHED-IN TO ALLOW HANDLES TO BE ON APPROACH SIDE. COORDINATE FLUSH VALVE HEIGHT WITH GRAB BARS.
  - SEE WATER RISERS AND SANITARY SCHEMATICS FOR PIPING, SIZES, VALVES & WATER HAMMER ARRESTORS NOT SHOWN ON PLANS.
  - FLOOR DRAIN LOCATIONS SHALL NOT BE SCALED FROM DRAWINGS. THE EXACT LOCATION SHALL BE COORDINATED AND POSITIONED CLOSE TO VARIOUS TYPES OF EQUIPMENT BEING DRAINED.
  - PROVIDE ACCESS DOORS FOR WATER HAMMER ARRESTORS OR VALVES INSTALLED ABOVE INACCESSIBLE CEILINGS.

**FLOOR PLAN - WASTE AND VENT**  
 SCALE: 1/4" = 1'-0"

- PLAN NOTES**
- NOT USED
  - ROUND NOTE DENOTES KITCHEN EQUIPMENT NUMBER. SEE KITCHEN EQUIPMENT SUPPLIERS DRAWINGS FOR EXACT ROUGH IN REQUIREMENT FOR ALL KITCHEN EQUIPMENT-TYP.

**PLUMBING FIXTURE SCHEDULE**

P-NO.	FIXTURE	HOT WATER	COLD WATER	SOIL OR WASTE	VENT	REMARKS
P-1	WATER CLOSET	-	1/2"	4"	2"	FLUSH TANK, FLOOR MOUNTED
P-2	WATER CLOSET	-	1/2"	4"	2"	HANDICAP, SAME AS P-1
P-3	URINAL	-	3/4"	2"	1 1/2"	HANDICAP, 17" TO LIP
P-4	COUNTER LAVATORY	1/2"	1/2"	1 1/2"	1 1/2"	HANDICAP, 34" AFF TO RM
P-5	WALL HUNG LAVATORY	1/2"	1/2"	1 1/2"	1 1/2"	HANDICAP, 34" AFF TO RM
P-6	WALL HUNG LAVATORY(LARGE)	1/2"	1/2"	1 1/2"	1 1/2"	HANDICAP, 34" AFF TO RM

**ME Contractors**  
 2301 Llewellyn Ave. Phone: 804-353-6007  
 Richmond, Va. 23230 Fax: 804-353-6010



**SIMMONS,  
ROCKECHARLIE  
AND PRINCE, INC.**

CONSULTING MECHANICAL  
AND ELECTRICAL ENGINEERS

8416 GLAZEBROOK AVENUE  
RICHMOND, VA 23228  
PHONE: (804) 268-7323  
FAX: (804) 268-6021  
Website: www.srpeng.com

COPYRIGHT © SIMMONS, ROCKECHARLIE AND PRINCE, INC. - ALL RIGHTS RESERVED.  
THIS DRAWING MAY NOT BE USED IN ANY MANNER NOT AUTHORIZED BY THE ORIGINAL CONTRACTOR WITHOUT THE WRITTEN CONSENT FROM SIMMONS, ROCKECHARLIE AND PRINCE, INC.

**JOB NAME:**  
CENTER STREET  
GRILLE  
  
NEW TOWN  
  
JAMES CITY  
COUNTY  
VIRGINIA

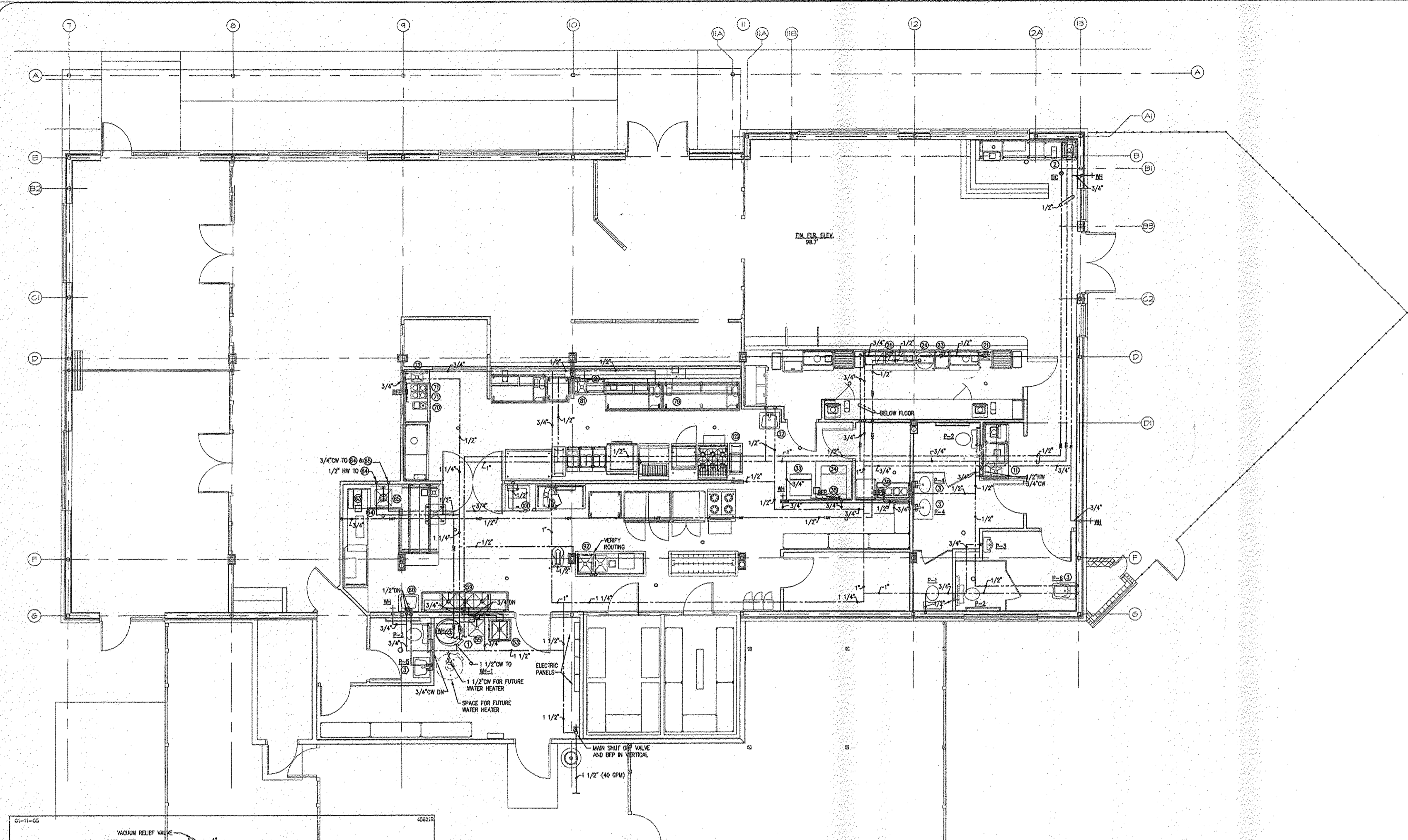
**DRAWING TITLE:**  
FLOOR PLAN  
WATER SUPPLY

**REVISIONS:**  
NO. DATE DESCRIPTION

NO.	DATE	DESCRIPTION
1	04-13-05	REVISION FOR CONSTRUCTION

**DRAWN BY:** DN  
**CHECKED BY:** TAR  
**COMM. NO.:** 04087.1  
**DATE:** 03-23-05

**SHEET NO.:** P2



**FLOOR PLAN - WATER PIPING**  
SCALE: 1/4" = 1'-0"

- PLAN NOTES**
- SEE WATER HEATER INSTALLATION DETAIL THIS DRAWING
  - ROUND NOTE DENOTES KITCHEN EQUIPMENT NUMBER. SEE KITCHEN EQUIPMENT SUPPLIERS DRAWINGS FOR EXACT ROUGH IN REQUIREMENT FOR ALL KITCHEN EQUIPMENT-TYP.
  - PROVIDE TEMPERING VALVES AND ALL ASSOCIATED PIPING AT EACH HANDICAPPED LAVATORY OR SINK TO LIMIT HOT WATER TEMPERATURE TO 110°F.

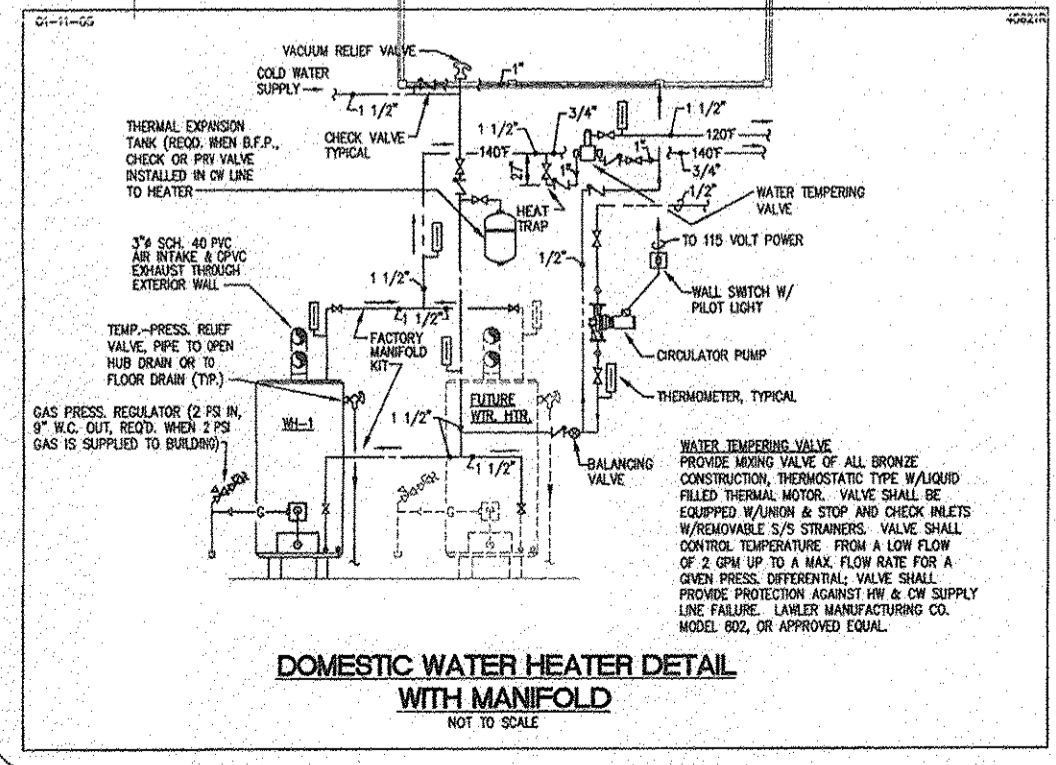
**PUMP SCHEDULE**

PUMP TYPE	MANUFACTURER	MODEL	GPM	HEAD	BODY	IMPELLER	HP	RPM	VOLTAGE	REMARKS
DOM. HW. CIRC. PUMP#1	BELL & GOSSETT	3/4" PR	5.0	17'	BRONZE	BRONZE	1/6	1750	115/1/60	IN-LINE

**WATER HEATER SCHEDULE**

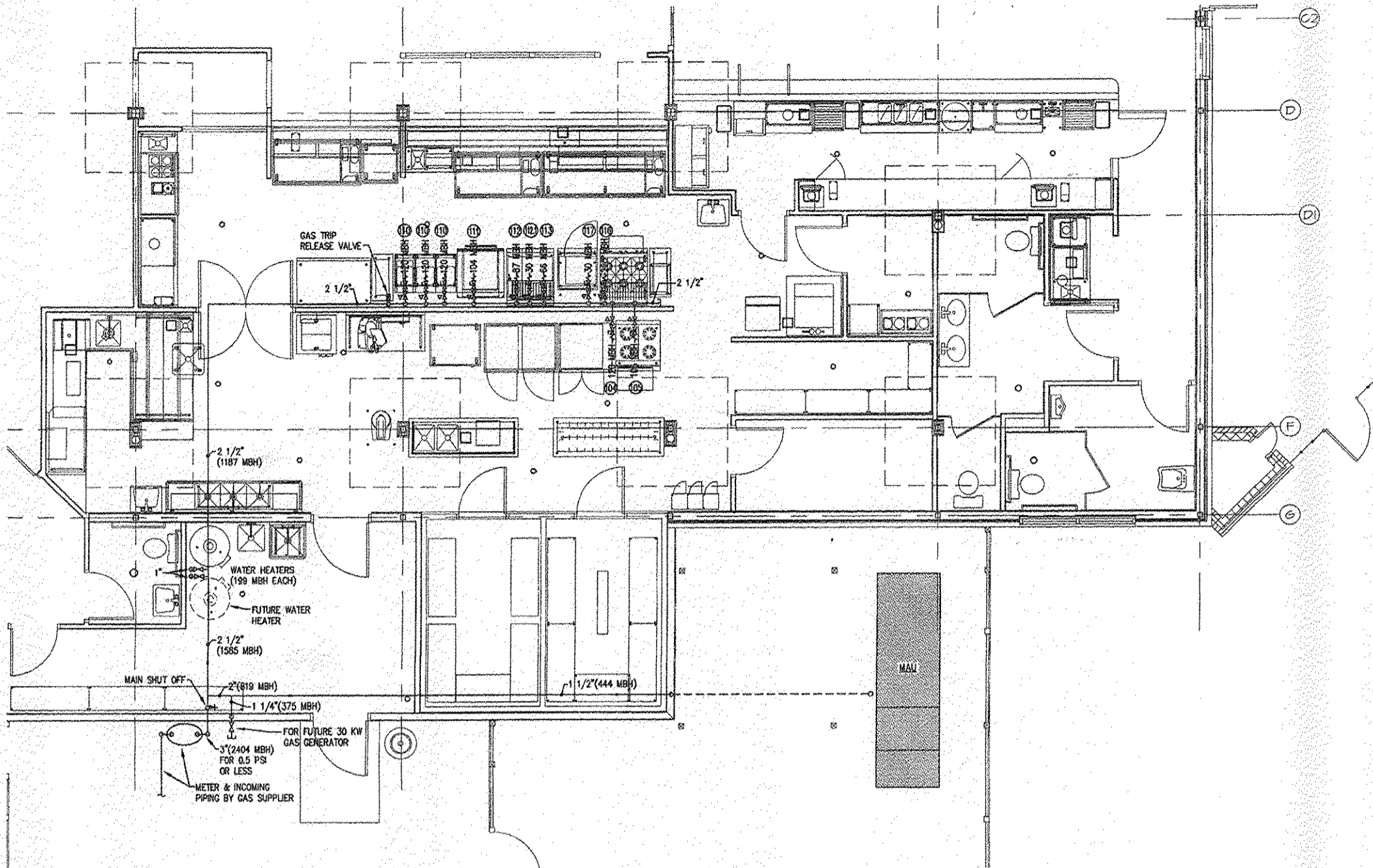
WATER HEATER NUMBER	TANK SIZE	RECOVERY GPH THRU 100°F. RISE	CONTROL STEPS	VOLTAGE	NUMBER OF ELEMENTS	TOT. WATTAGE BTU/HR INPUT	HW SUPPLY TEMP. SETTING	BASIS OF DESIGN MFG. MODEL NO.	REMARKS
WH-1	100	206	-	120/1/60	-	199 MBH	140°F. MAX.	STATE IND. INC. SDV100-199NE	SET HTR. ON BASE W/LEGS.

**NOTES:**  
1) WATER HEATER SHALL BE ENERGY EFFICIENT TYPE FOR BOTH THERMAL & STANDBY LOSSES.  
2) WATER HEATER SHALL HAVE FULL SIZE T&P DISCH. LINE FROM TANK TO MOP SINK  
3) SEE WATER HEATER INSTALLATION DETAIL THIS DRAWING

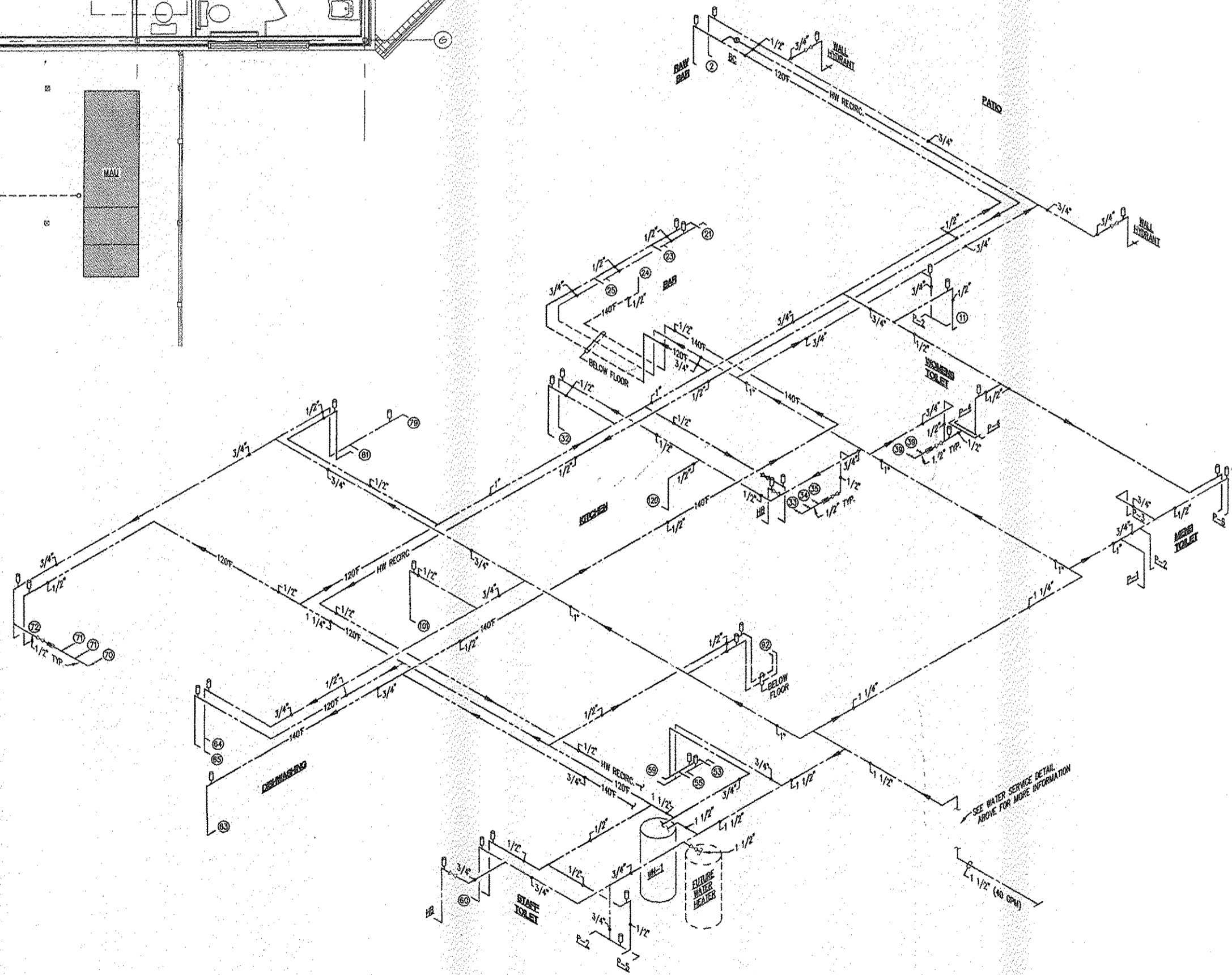


**DOMESTIC WATER HEATER DETAIL  
WITH MANIFOLD**  
NOT TO SCALE

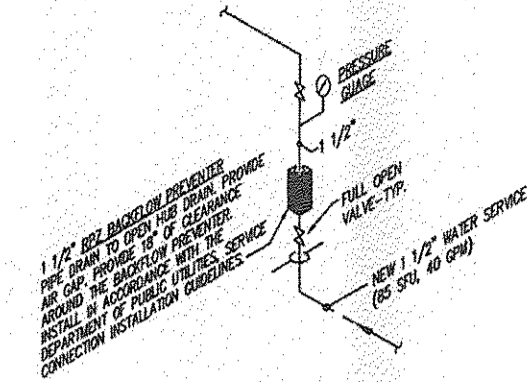
**M&E Contractors**  
3301 Lennox Ave. Richmond, Va. 23230  
Phone: 804-353-0007 Fax: 804-353-0100




**FLOOR PLAN - GAS PIPING**  
SCALE: 1/4" = 1'-0"



**WATER SUPPLY RISER**  
NOT TO SCALE



**TYPICAL WATER SERVICE DETAIL**  
NOT TO SCALE



**SRP**  
SIMMONS,  
ROCKECARLE  
AND PRINCE, INC.

CONSULTING MECHANICAL  
AND ELECTRICAL ENGINEERS

8416 GLAZEBROOK AVENUE  
RICHMOND, VA 23228  
PHONE: (804) 262-7823  
FAX: (804) 262-0021  
WebSite: www.arpeng.com

COMMENT: © SIMMONS, ROCKECARLE AND PRINCE, INC. - ALL RIGHTS RESERVED. NO PARTS MAY BE REPRODUCED OR TRANSMITTED IN ANY FORM WITHOUT PERMISSION FROM SIMMONS, ROCKECARLE AND PRINCE, INC.

**JOB NAME:**  
CENTER STREET  
GRILLE  
  
NEW TOWN  
JAMES CITY  
COUNTY  
VIRGINIA

**DRAWING TITLE:**  
FLOOR PLAN -  
NATURAL GAS  
AND WATER SUPPLY  
RISER

**REVISIONS:**

NO.	DATE	DESCRIPTION
01-13-05		REVISED FOR CONSTRUCTION

**DRAWN BY:** DN  
**CHECKED BY:** TAR  
**COMM. NO.:** 040871  
**DATE:** 03-23-05

**SHEET NO.:**  
P3

**M&E Contractors**  
3301 Lammie Ave. Phone: 804-353-6007  
Richmond, Va. 23230 Fax: 804-353-6010

**PLUMBING SPECIFICATIONS**

**GENERAL**

ALL WORKMANSHIP AND MATERIALS SHALL BE IN ACCORDANCE W/ THE VIRGINIA UNIFORM STATEWIDE BUILDING CODE.

**RULES, PERMITS AND FEES**

CONTRACTOR SHALL OBTAIN ALL PERMITS, PAY ALL GOVERNMENTAL TAXES AND INSPECTION FEES; FILE ALL NECESSARY DRAWINGS; PREPARE ALL DOCUMENTS AND OBTAIN ALL NECESSARY APPROVALS OF ALL GOVERNMENTAL DEPARTMENTS HAVING JURISDICTION; OBTAIN ALL REQUIRED CERTIFICATES OF INSPECTION FOR HIS WORK AND DELIVER SAME TO OWNER BEFORE REQUEST FOR ACCEPTANCE AND FINAL PAYMENT FOR THE WORK.

**MATERIALS**

DOMESTIC WATER PIPING: ABOVE GROUND - TYPE "L" HARD DRAWN COPPER TUBING. ASTM B88 ASSEMBLED W/ WROUGHT COPPER SWEAT TYPE FITTINGS ANSI B16.22. UNDERGROUND - TYPE "L" SOFT DRAWN COPPER TUBING, NO JOINTS BELOW FLOOR.

COPPER PIPE JOINTS: JOINTS SHALL BE MADE W/ LEAD FREE SOLDER.

SANITARY SEWER, SOLID WASTE AND VENT PIPING: UNDERGROUND - SCH 40 PVC PLASTIC DWV PIPE AND FITTINGS ASTM D-2865 W/ SOLVENT CEMENT IN ACCORDANCE W/ ASTM D-2864. ABOVE GROUND - HUBLESS SER. WT. C.I. SOIL PIPE & FITTINGS CSP1 301 W/ S.S. SHIELD-CLAMP ASSY. W/ NEOPRENE SLEEVE, CSPI 310.

GAS PIPING: SCH 40 BLACK STEEL PIPE, ASTM A53 (TYPE-C) W/ ALL THREADED FITTINGS, ANSI B16.3, CLASS 150. NOTE: ALL GAS PIPING 2" & LARGER TO HAVE TEST FITTINGS ASME B16.9 AND SHALL BE WELDED.

INSULATION: JOHNS-MANVILLE "FLAME-SAFE" FIBERGLASS INSULATION W/ A/POR BARRIER ON ALL COLD SURFACES OR FLEXIBLE UNCELLULAR INSULATION ASTM C534, TYPE I, TUBULAR.

DOMESTIC COLD WATER - 1/2" THICK

DOMESTIC HOT WATER - 1" THICK

PIPE HANGERS, INSERTS AND SUPPORTS: HANGERS, BRACKETS, SADDLES, INSERTS, CLAMPS & PIPE ROLLS, INCLUDING RODS, BOLTS, TURNBUCKLES & BASES, & SPACING BETWEEN HANGERS & SUPPORTS SHALL CONFORM TO THE REQUIREMENTS OF (MSS) SP-58 & (MSS) SP-69.

SLEEVES: PIPE SLEEVES IN MASONRY OR CONCRETE CONST. SHALL BE SCH 40 STEEL. SLEEVES IN NON-MASONRY CONST. SHALL BE 28 GA. GALVZ. METAL W/ 1" FLANGE. SLEEVES SHALL BE PROVIDED WHERE PIPING & TUBING PASS THRU WALLS, FLOORS & PARTITIONS. ALL SLEEVES IN FIRE RATED CONST. SHALL HAVE FIRESTOP CAULK & SEALED ON BOTH SIDES OF THE WALL/FLOOR FACE. FIRESTOP CAULK SHALL BE IN ACCORDANCE W/ UL 900B.

**EQUIPMENT**

FLOOR DRAIN (FD-1) - SMITH 2005-A W/ NB GRATE W/ TAPPING FOR TRAP PRIMER OR EQUAL JOSAM 30000-1.

FLOOR DRAIN (FD-2) - SMITH 3100 Y11 - C PORCELAIN LINED INTERIOR, NB RIM, LESS GRATE & W/ DOME BOTTOM STRAINER OR EQUAL JOSAM, 49000-2-C-2.

FLOOR DRAIN (FD-3) - SMITH 2005-F37 W/ ANTI-FLOOD RIM, OR EQUAL JOSAM 30000-2-7E1. NOTE: RM TO BE FLUSH WITH FLOOR.

FLOOR DRAIN (FD-4) - SMITH 3120Y-11-C-P PORCELAIN LINED INTERIOR W/ NB RIM, LESS GRATE & W/ DOME BOTTOM STRAINER OR EQUAL JOSAM, 49340A5-2-C-2.

OPEN HUB DRAIN (OHD) - SMITH FIG. NO. 3812-G, W/ 4" DIAMETER FUNNEL & DEEP SEAL TRAP OR EQUAL JOSAM 88210.

FLOOR CLEANOUT (FIN. AREAS) - SMITH FIG. NO. 4023 C.I. FERRULE, BRONZE PLUG & NB TOP. PROVIDE CARPET CLAMPING RING IN CARPETED AREAS.

FLOOR CLEANOUT (UNFIN. AREAS & OUTSIDE) - SMITH FIG. NO. 4223 C.I. FERRULE, BRONZE PLUG & C.I. TOP (HYV. DUTY) OR EQUAL JOSAM 56070-22. PROVIDE 12" X 12" X 4" CONCRETE PAD FOR OUTSIDE CLEANOUT.

WALL CLEANOUT - SMITH FIG. NO. 4532 C.I. FERRULE, BRONZE PLUG & S.S. COVER.

HOSE BIBB DRAIN - CENTRAL BRASS MFG. CO., FIG. NO. 576, 3/4" THREADED HOSE CONN., C.P. FAUCET W/ MODEL MODEL 34 HF, C.P.V.B. BACKFLOW PREVENTER.

ESCUTCHEONS - CHROME-PLATED STEEL W/ FRICTION CLIPS. PROVIDE ESCUTCHEONS AROUND ALL EXPOSED BARE & INSULATED PIPES WHERE THEY PASS THRU FINISHED FLOORS, WALLS AND CEILING.

TRENCH DRAIN TR-1: COATED CAST-IRON RECTANGULAR SECTIONAL TRENCH DRAIN WITH HEAVY-DUTY BODY SECTIONS AND INTEGRAL ANCHOR FLANGE, HEAVY-DUTY LOOSE-SET 6" WIDE "SUPER-FLO" GRATES WITH PERIMETER DRAINAGE SLOTS, SECONDARY LOOSE-SET DOME STRAINER AND BOTTOM OUTLET. PROVIDE AND INSTALL HARDWARE COMPATIBLE WITH FLOORING TYPE. PIPE SIZE SHALL BE AS SPECIFIED ON DRAWINGS.

BACKFLOW PREVENTERS - AMES SILVER BULLET 4000SS (RPZ) OR WATTS 900 (RPZ) PROVIDE FDA APPRO EPOXY COATING INTERIOR LINING FOR CAST STEEL VALVES FOR DOMESTIC WATER USE. PROVIDE WATTS NO. 90 (ASSE 1012) DUAL CHECK IN-LINE BP FOR COFFEE MAKER; WATTS NO. 90 (ASSE 1012) DUAL CHECK IN-LINE VALVE W/ ATMOSPHERIC VENT & NO. 90-2 (ASSE 1032) DUAL CHECK IN-LINE VALVE BP FOR CARBONATED BEV. MACHINE; WATTS NO. 90 (ASSE 1012) DUAL CHECK IN-LINE VALVE W/ ATMOSPHERIC VENT BP FOR ICE MACHINES.

BALL VALVES - NIBCO, INC. (MSS SP-110) THREE PIECE BRONZE BODY W/ FULL PORT, C.P. BRONZE BALL; TPE SEATS AND 600 PSIG MIN. CWP RATING & BLOWOUT PROOF STEM W/ SOLDERED CONNECTIONS.

BALANCE COCKS - CLASS 125, BRONZE BODY & PLUG, SCREW DRIVER OPERATED, STRAIGHT OR ANGLE PATTERN, SOLDERED ENDS.

DISC VALVES - (MSS SP-80) TYPE 4, CLASS 125, BRONZE BODY W/ NON-METALLIC DISC & BRONZE SEAT.

THERMAL EXPANSION TANK - DIAPHRAGM - TYPE, PRE PRESSURIZED FOR HOT & COLD WATER SYSTEMS; THERM-X-TROL, STATE, WOOD CO., OR APPRO EQUAL.

VACUUM RELIEF VALVE - WATTS REG. CO. MODEL N38 (ANSI Z21.22) OR APPRO EQUAL.

WATER HAMMER ARRESTORS - SIOUX CHEF MFG. CO. "HYDRA-RESTER" OR EQUAL.

WALL HANGRYNT - WOODFORD MFG. CO. MODEL 65 SERIES OR APPRO EQUAL.

AIR ADMITTANCE VALVE (AAV) - ALTERNATE BRANCH VENTING DEVICE (ANSI/ASSE 1051-98), QATEY "SURE-VENT" OR APPRO. EQUAL.

WATER HEATERS - STATE INDUSTRIES INC. OR APPRO EQUAL. SEE SCH ON DWGS. HEATER SHALL HAVE ANODE ROD, AUTOMATIC THERMOSTAT, DRAIN VALVE, INSULATED TANK & ASME T & P REL. VALVE. HEATER SHALL BE ENERGY EFFICIENT.

PLUMBING FIXTURES: NUMBERS FOR FIXTURES & FITTINGS, UNLESS OTHERWISE INDICATED ARE TAKEN FROM CURRENT CATALOGS OF AMERICAN STANDARD, OR APPRO EQUAL. FIXTURES SHALL BE AS FOLLOWS:

P-1 WATER CLOSETS: VITREOUS CHINA, CLOSE-COUPLED, SHELF-TOP TANK/CLOSET COMBINATION; BOTTOM OUTLET, FLOOR MOUNTED, 1.6 GAL/FLUSH, SIPHON ACTION ELONGATED CLOSET BOWL, W/ SELF-DRAINING JETS AND LARGE PASSAGEWAY; TANK COMPLETE W/ ANTI-SIPHON FILL/FLOAT VALVE UNIT. PROVIDE FLOOR FLANGE, GASKET SEAL & MOUNTING BOLT COVERS. PROVIDE SEAT, SUPPLIES & STOPS AS SPECIFIED IN THE ARTICLES BELOW. A-5 2898.012.

P-2 WATER CLOSETS (HANDICAP): 17" HIGH, VITREOUS CHINA, CLOSE-COUPLED, SHELF-TOP TANK/CLOSET COMBINATION; BOTTOM OUTLET, FLOOR MOUNTED, 1.6 GAL/FLUSH, SIPHON ACTION ELONGATED CLOSET BOWL, W/ SELF-DRAINING JETS & LARGE PASSAGEWAY; TANK COMPLETE W/ ANTI-SIPHON FILL/FLOAT VALVE UNIT. PROVIDE FLOOR FLANGE, GASKET SEAL & MOUNTING BOLT COVERS. PROVIDE SEAT, SUPPLIES & STOPS AS SPECIFIED IN THE ARTICLES BELOW. A-5 2998.012. NOTE: FLUSHING TRIP LEVER SHALL BE ON SIDE OF TANK W/ WIDE SIDE OF TOILET AREA TO COMPLY W/ ADA STANDARDS.

P-3 LAVATORY (HANDICAP): 20" X 18" VITREOUS CHINA WALL HUNG LAV, W/ D" SHAPED BASIN W/ FRONT OVERFLOW, FAUCET LEDGE, SELF DRAINING DECK AREA W/ 4" TO 5" HIGH CONTOURED BACK & SIDE SPLASH SHIELDS & FABRICATED FOR CONCEALED ARMS SUPPORTS. DRILL LAV FOR FAUCET HOLES ON 4" CENTERS. PROVIDE CONCEALED ARM WALL/FLOOR FIXTURE SUPPORTS, "TYPE-A" FAUCET, DRAIN, TRAP, SUPPLIES & STOPS AS SPECIFIED IN THE ARTICLES BELOW. A-5 0355.012. MOUNT RIM AT 34" A.F.F. PROVIDE INSULATION SYSTEM KIT FOR P-TRAP & ANGLE VALVE ASSEMBLIES & OFF-SET GRID DRAIN PLUG W/ 1/16" GA. TAIPICE.

P-4 COUNTER LAV (HANDICAP): 20" X 17" VITREOUS CHINA SELF-RIMMING OVAL COUNTERTOP LAV W/ FAUCET LEDGE & W/ FRONT OVERFLOW. DRILL LAV FOR FAUCET HOLES ON 4" CENTERS. PROVIDE "TYPE-A" FAUCET, DRAIN, TRAP, SUPPLIES & STOPS AS SPECIFIED IN THE ARTICLES BELOW. A-5 0476.012. PROVIDE INSULATION SYSTEM KIT FOR P-TRAP & ANGLE VALVE ASSEMBLIES & PROVIDE OFF-SET GRID DRAIN PLUG W/ 1/16" GA. TAIPICE.

**FAUCETS**

LAVATORY FAUCET (TYPE-A): POLISHED C.P. CAST METAL BODY, 4" CENTER SET FAUCET W/ CERAMIC CONTROL COMPONENTS, SPOUT W/ C.P. 0.5 GPM CONSTANT FLOW AERATOR, SINGLE LEVER HANDLE INDEXED "HOT" & "COLD", A-5 2385.004 OR EQUAL SIMMONS IND. MODEL S-20-FR-VP. NOTE: PROVIDE OFF-SET GRID DRAIN PLUG & 1/16" GA. TAIPICE AT HANDICAP LAVS.

**FIXTURE SUPPORTS**

LAVATORY SUPPORTS: C.I. SUPPORTS, HAVING TUBULAR STEEL UPRIGHTS W/ CONCEALED ARMS & SLEEVES, MOUNTED ON ADJ. HEADERS W/ ESCUTCHEONS, & COMPLETE W/ HEAVY C.I. SHORT FEET, ALIGNMENT TRUSSES, & MOUNTING FASTENERS FOR NARROW WALL INSTALLATION.

CLOSET SUPPORTS: ADJ. C.I. FACE PLATE, SUPPORT BASE & APPROPRIATE TYPE WASTE FITTINGS HAVING FACE PLATE GASKET, ZINC PLATED STEEL FIXTURE STUDS & FASTENERS; THREADED ADJ. WALL COUPLING W/ NEOPRENE CLOSET OUTLET GASKET, C.P. FIXTURE CAPNUTS AND TIGER WASHERS. PROVIDE APPROPRIATE MODEL TO SUIT ROUGH-IN FOR SIPHON JET CLOSET & PIPING SYSTEM. UNITS SHALL HAVE ELEVATED MOUNTING HEIGHTS FOR HANDICAP FIXTURES.

**FITTINGS, TRIM, AND ACCESSORIES**

TOILET SEATS: ELONGATED, SOLID WHITE COMMERCIAL WEIGHT PLASTIC, CLOSED PROFILE BACK/OPEN FRONT, LESS COVER & HAVING S.S. POSTS, WASHERS, NUTS & SELF SUSTAINING FEATURE CHECK HINGES & INTEGRAL BUMPERS.

SUPPLIES & STOPS FOR WATER CLOSETS, LAVATORIES & SINKS: POLISHED C.P., LOOSE-KEYED ANGLE STOP HAVING 1/2" INLET & 3/8" O.D. X 12" LONG ANNEALED COPPER VERTICAL TUBING OUTLET, 1/2" X 5" C.P. THREADED BRASS HIPPLES OR 1/2" NOM. X 5" C.P. SVT. COPPER TUBE & WALL FLANGE OR ESCUTCHEON.

LAVATORY DRAINS: C.P. CAST BRASS GRID DRAIN PLUG W/ STRAINER & 1/4" X 6" C.P. 17 GA. TAIPICE.

TRAPS FOR LAVATORIES AND SINKS: SEMI-CAST BRASS, 17 GA. POLISHED C.P., ADJ. "P" TRAP W/ CLEANOUT & WASTE TO WALL. TRAP SIZE AS PER ROUGH-IN SCHEDULE.

ESCUTCHEONS: CHROME PLATED ONE PIECE SHEET STEEL W/ FRICTION CLIPS.

INSULATION KIT: HANDICAP LAVATORY & SINK INSULATION SYSTEM FOR P-TRAP & ANGLE VALVE ASSEMBLIES SHALL BE INSULATED W/ FULLY MOLDED CLOSED CELL VINYL TUBERO LIGHT GRAY COLOR INSULATION KIT, MODEL #102 W/ 3-PIECE INTERLOCKING TRAP ASSEMBLY & 2-PIECE INTERLOCKING ANGLE VALVE ASSEMBLIES. FASTENERS SHALL BE NYLON-TYPE SUPPLIED W/ KIT. BURNING CHARACTERISTICS CONFORM TO ASTM D635 & THERMAL CONDUCTIVITY CONFORMS TO ASTM C 177. NOTE: NOT REQUIRED WHERE ARCHITECT IS PROVIDING REMOVABLE SHIELDING PANELS.

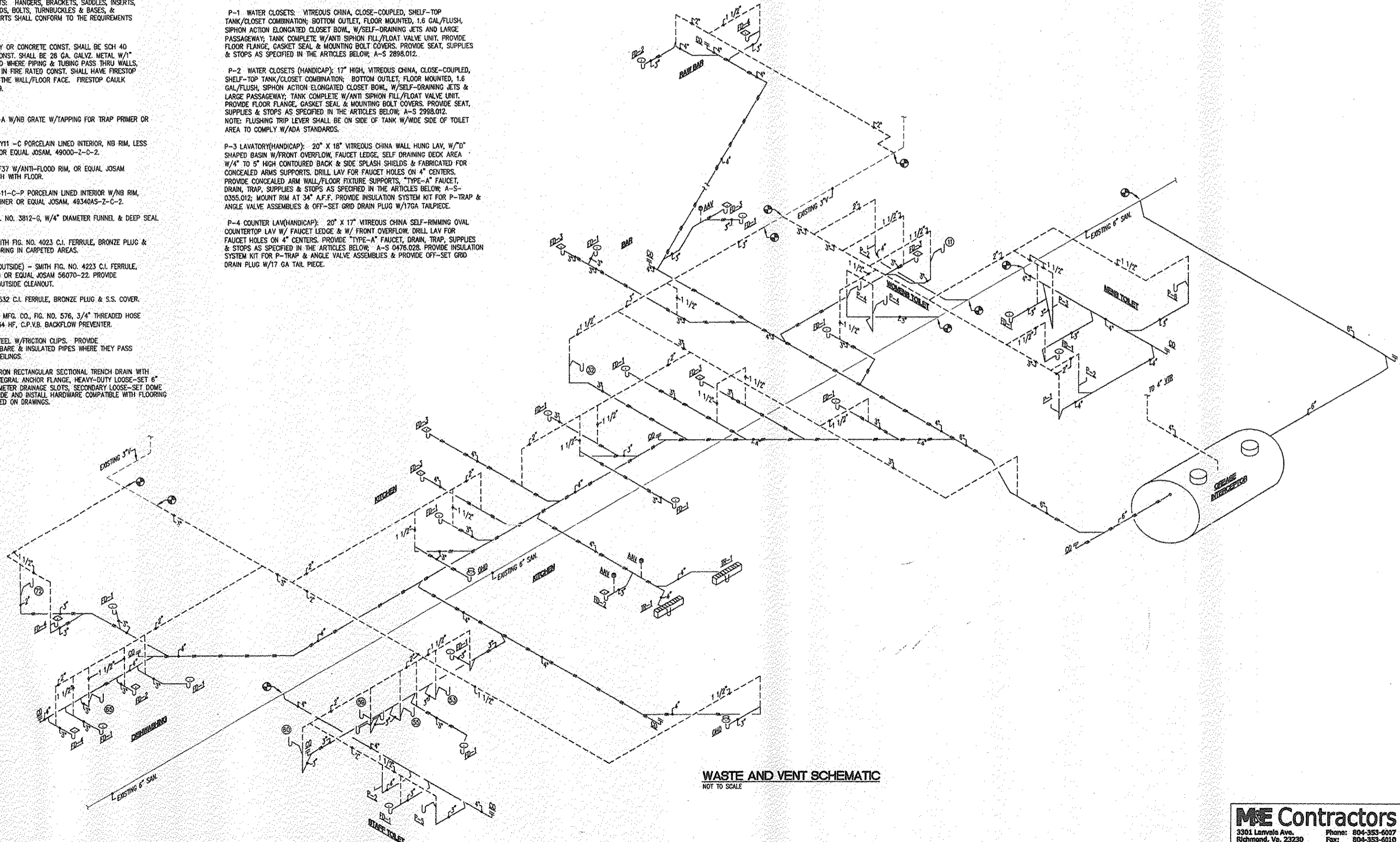
EXPOSED FITTINGS AND TRIMMING SHALL BE CHROME PLATED.

**TESTING**

TEST ALL NEW SOLID WASTE AND VENT PIPING & PARTS OF EXISTING SYSTEMS, WHICH HAVE BEEN ALTERED, EXTENDED OR REPAIRED IN ACCORDANCE W/ V.I.S.B. CODE. TEST ALL WATER, AIR & GAS PIPING & PARTS OF EXISTING SYSTEMS, WHICH HAVE BEEN ALTERED, EXTENDED OR REPAIRED AT 125 PSI W/ NO LOSS OF PRESSURE IN 2 HOURS.

**DISINFECTING OF POTABLE WATER SYSTEM**

METHOD AS DESCRIBED BY V.I.S.B. CODE.



**WASTE AND VENT SCHEMATIC**  
NOT TO SCALE



**SRP**  
SIMMONS,  
ROCKCHARLIE  
AND PRINCE, INC.

CONSULTING MECHANICAL  
AND ELECTRICAL ENGINEERS  
8416 GLAZEBROOK AVENUE  
RICHMOND, VA 23229  
PHONE: (804) 282-7323  
FAX: (804) 282-0021  
WebSite: www.srpeng.com

COPYRIGHT © SIMMONS, ROCKCHARLIE AND PRINCE INC. - ALL RIGHTS RESERVED.  
NO DRAWING MAY BE USED IN ANY MANNER NOT APPROVED BY AN AUTHORIZED REPRESENTATIVE OF SIMMONS, ROCKCHARLIE AND PRINCE INC.

**JOB NAME:**  
CENTER STREET  
GRILLE  
  
NEW TOWN  
  
JAMES CITY  
COUNTY  
VIRGINIA

**DRAWING TITLE:**  
SPECIFICATIONS,  
WASTE & VENT  
SCHEMATIC

**REVISIONS:**

NO.	DATE	DESCRIPTION
1	04-13-05	REVISION FOR CONSTRUCTION

**DRAWN BY:** DN  
**CHECKED BY:** TAR  
**DATE:** 04/08/05  
**DATE:** 08-23-05  
**SHEET NO.:** P4

**ME Contractors**  
3301 Lanvalle Ave. Phone: 804-353-6007  
Richmond, Va. 23230 Fax: 804-353-6010



**SRP**

**SIMMONS, ROCKECHARLIE AND PRINCE, INC.**

CONSULTING MECHANICAL AND ELECTRICAL ENGINEERS

8416 GLAZEBROOK AVENUE  
RICHMOND, VA 23228  
PHONE: (804) 268-7323  
FAX: (804) 268-0021  
WebSite: www.srpeng.com

OPPORTUNITY © SIMMONS, ROCKECHARLIE AND PRINCE, INC. - ALL RIGHTS RESERVED  
THIS DRAWING MAY NOT BE USED IN ANY MANNER NOT APPROVED IN ANY FORM WITHOUT PRIOR WRITTEN CONSENT FROM SIMMONS, ROCKECHARLIE AND PRINCE, INC.

**JOB NAME:**  
CENTER STREET GRILLE

NEW TOWN

JAMES CITY COUNTY VIRGINIA

**DRAWING TITLE:**  
FLOOR PLAN HVAC

**REVISIONS:**

NO. DATE DESCRIPTION

04-13-05 REVISED FOR CONSTRUCTION

**DRAWN BY:** **CHECKED BY:**

TAR TAR

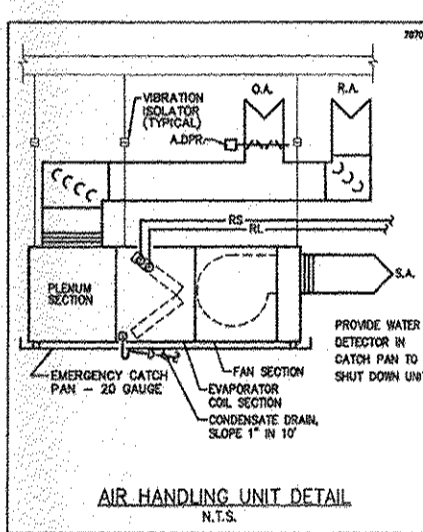
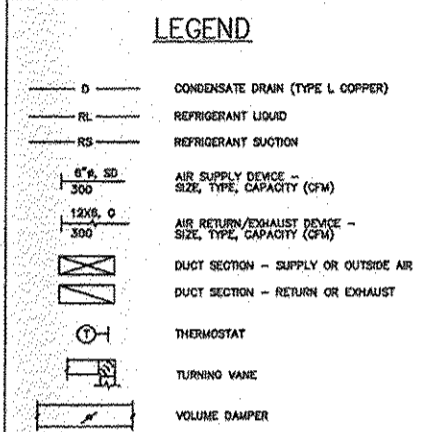
**COMM. NO. DATE**

04087.1 03-23-05

SHEET NO.

H1

**NOTE:**  
VERIFY AND COORDINATE INSTALLATION OF NEW DUCTWORK, PIPING, EQUIPMENT, ETC WITH EXISTING PIPING, STEEL, SPRINKLER WORK, ETC. BEFORE FABRICATION. MAKE ADJUSTMENTS AS REQUIRED TO ACHIEVE INTENT OF DRAWINGS.



**HVAC SPECIFICATIONS**

**GENERAL**  
THIS WORK INCLUDES ALL LABOR, MATERIALS, EQUIPMENT, AND DEVICES AND SERVICES FOR THE INSTALLATION OF THE MECHANICAL WORK AS SHOWN AND SPECIFIED ON THE DRAWINGS.

**ALL MATERIALS AND WORKMANSHIP SHALL BE IN COMPLIANCE WITH THE VUSBC AND ALL LOCAL RULES, REGULATIONS, LAWS, AND ORDINANCES.**

**ALL APPLICABLE EQUIPMENT SHALL BE U.L. LABELED OR LISTED.**

**DUCTWORK**  
ALL DUCTWORK SHALL BE GALVANIZED SHEET METAL AND CONSTRUCTED IN ACCORDANCE WITH SMACNA'S AND SRP STANDARDS.

**SUPPLY, OUTSIDE AIR, AND RETURN DUCTS SHALL HAVE 2" 3/4" PCF INSULATION. DIMENSIONS SHOWN ON THE DRAWINGS ARE CLEAR INSIDE DIMENSIONS. ALL JOINTS SHALL BE SEALED WITH DUCT SEALER. GREASE DUCTS SHALL BE 16 GA. STEEL. DISHWASHER DUCTS SHALL BE ALUMINUM. EXTERIOR DUCTWORK SHALL HAVE 1" LINER.**

**NOT ALL NECESSARY OFFSETS ARE INDICATED ON THE DRAWINGS. STUDY THE VARIOUS DUCTS TO BE INSTALLED AND MAKE SUCH NECESSARY ADJUSTMENTS IN EXACT ROUTINGS AS MAY BE REQUIRED FOR PROPER INSTALLATION OF BOTH ROUND AND RECTANGULAR DUCTWORK.**

**VERIFY EXISTING CONDITIONS AND NOTIFY ENGINEER OF DISCREPANCIES BEFORE STARTING WORK.**

**FLEXIBLE DUCTS SHALL BE UL181, CLASS I, FIBERGLASS REINFORCED ALUMINUM FOIL AND MYLAR LAMINATE OUTER JACKET, ENCLLOSING GLASS FIBER INSULATION OR 23 AROUND A CONTINUOUS SPIRAL WOUND CORRUGATED ALUMINUM INNER LINER. FLEXMASTER BM.**

**SMOKE DETECTORS**  
FURNISH AND INSTALL FCI MODEL 301DH-4 DUCT SMOKE DETECTOR IN MAIN RETURN DUCT OF AHU-2, 4, & 5. WIRE TO SHUT DOWN UNIT UPON SENSING SMOKE. NOT REQUIRED ON RTU'S. FOR EACH DETECTOR FURNISH, INSTALL, AND WIRE APA451 REMOTE SOUNDER AND ANNUNCIATOR. LOCATE WHERE DIRECTED BY OWNER.

**AIR BALANCE**  
BALANCE ALL AIR INLETS AND OUTLETS FOR THE INDICATED AIR QUANTITIES.

**DIRECT FIRED, MAKE UP AIR UNIT**

MANUFACTURER: GREENHECK

REF MODEL	MAU DG-118-H30
AIRFLOW	FC
EXT. SP	444/408
ELECTRICAL SUPPLY	V/PH/Hz
FAN MOTOR	HP
WEIGHT	lbs
ACCESSORIES	SEE NOTE

**NOTE:**  
INCLUDE THE FOLLOWING ACCESSORIES: 1" THICK INSULATION, RAIN HOOD, MOTORIZED DAMPER, MAXIROL 14 MD. CONTROLS, TEMPERATURE SETBACK SYSTEM, FILTER SECTION, AND NON-FUSED DISCONNECT. INTERLOCK UNIT TO RUN WITH EAF-5.

**NOTE:**  
HOODS SHALL BE 304 S.S. WITH COMPLETE ANSUL WET CHEMICAL FIRE SUPPRESSION SYSTEM SERVING BOTH HOODS. EA HOOD SHALL HAVE 3 LIGHTS. HOODS SHALL HAVE CEILING ENCLOSURE/ WALL STANDOFF PANELS AND MU AIR VOLUME DAMPERS.

**FAN SCHEDULE**

MANUFACTURER: GREENHECK

REF MODEL	EAF-1 & 2	EAF-3	EAF-4	EAF-5
AIRFLOW	CFM	CFM	CFM	CFM
SP	in. wg	in. wg	in. wg	in. wg
FAN SPEED	RPM	RPM	RPM	RPM
ELECTRICAL SUPPLY	V/PH/Hz	V/PH/Hz	V/PH/Hz	V/PH/Hz
FAN MOTOR	hp/watts	hp/watts	hp/watts	hp/watts
WEIGHT	lbs	lbs	lbs	lbs
REMARKS			ALUM./NO INSUL.	UL 782

**KITCHEN HOOD SYSTEM**

MANUFACTURER: CAPTIVE AIRE

REF HOOD	KH#1	KH#2
MODEL	(2) 5724 ND-PSP-F	(2) 5724 ND-PSP-F
LENGTH	in	in
WIDTH	in	in
HEIGHT	in	in
WEIGHT	lbs	lbs
EXHAUST AIR / MAKEUP AIR:		
FAN REF	EAF-5/MAU	EAF-5/MAU
AIRFLOW	CFM	CFM
ESP	in. wg	in. wg
COLLAR SIZE	in x in	in x in

REMARKS: SEE FAN SCHEDULE FOR FAN CAPACITIES.

**FLOOR PLAN - HVAC**

SCALE: 1/4" = 1'-0"

**SPLIT SYSTEM HEAT PUMP SCHEDULE**

MANUFACTURER: TRANE

REF AIR HANDLING UNIT (AHU):	AHU-1	AHU-2	AHU-3	AHU-4 & 5
MODEL	TWE060	TWE090	TWE060	TWE090
AIRFLOW	CFM TOTAL	CFM	CFM	CFM
EXT. SP	in. wg	in. wg	in. wg	in. wg
ELECTRICAL SUPPLY	V/PH/Hz	V/PH/Hz	V/PH/Hz	V/PH/Hz
FAN MOTOR	hp	hp	hp	hp
ELEC. COIL CAPACITY	kW (MIN REQD)	kW	kW	kW
MCA	AMPS	AMPS	AMPS	AMPS
MOCP	AMPS	AMPS	AMPS	AMPS
WEIGHT	lbs	lbs	lbs	lbs
REF OUTDOOR UNIT (HP):	HP-1	HP-2	HP-3	HP-4 & 5
MODEL	2TWA0072	2TWA0080	2TWA0080	2TWA0090
ELECTRICAL SUPPLY	V/PH/Hz	V/PH/Hz	V/PH/Hz	V/PH/Hz
MCA	AMPS	AMPS	AMPS	AMPS
MOCP	AMPS	AMPS	AMPS	AMPS
WEIGHT	lbs	lbs	lbs	lbs
COOLING CAPACITY:				
CONDENSER EAT	F db	F db	F db	F db
EAT db/wb	F	F	F	F
LAT db/wb	F	F	F	F
DESIGN SENSIBLE COOL	MBH	MBH	MBH	MBH
DESIGN TOTAL COOL	MBH	MBH	MBH	MBH
DESIGN TOTAL HEAT	MBH	MBH	MBH	MBH
SEER				

FURNISH ALL WITH LOW AMBIENT CONTROL TO 0° F.





**SIMMONS,  
ROCKECHARLIE  
AND PRINCE, INC.**

CONSULTING MECHANICAL  
AND ELECTRICAL ENGINEERS

6416 GLAZEBROOK AVENUE  
RICHMOND, VA 23228  
PHONE: (804) 262-7323  
FAX: (804) 295-0021  
WebSite: www.srpeng.com

Copyright © Simmons, Rockecharlie and Prince, Inc. All rights reserved. This drawing may not be used in any manner not reproduced in any form without written consent from the author, Rockecharlie and Prince, Inc.

**JOB NAME:**  
CENTER STREET  
GRILLE  
  
NEW TOWN  
  
JAMES CITY  
COUNTY  
VIRGINIA

**DRAWING TITLE:**  
FLOOR PLAN  
ELECTRICAL  
LIGHTING

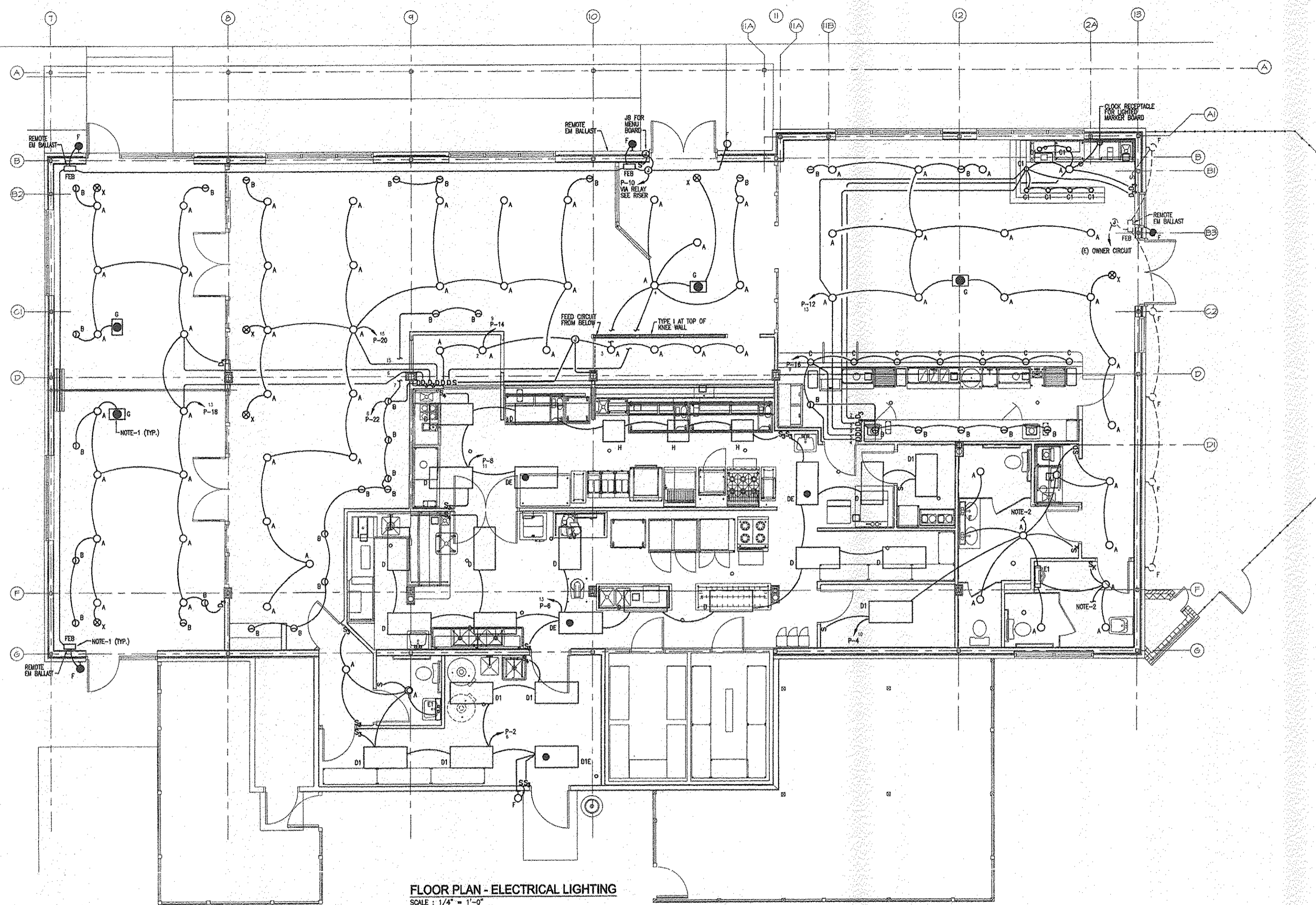
**REVISIONS:**

NO.	DATE	DESCRIPTION
1	04-13-05	REVISED FOR CONSTRUCTION

**DRAWN BY:** FMW    **CHECKED BY:** WAP  
**COMM. NO.:** 04067.1    **DATE:** 05-23-05

**SHEET NO.**  
E1

**ME Contractors**  
3301 Lenoxe Ave. Phone: 804-353-5007  
Richmond, Va. 23230 Fax: 804-353-6010




**FLOOR PLAN - ELECTRICAL LIGHTING**  
SCALE: 1/4" = 1'-0"

**LIGHTING FIXTURE SCHEDULE**

TYPE	DESCRIPTION	VOLTS	NO.	LAMPS	TYPE	MOUNTING	OPTIONS	MFR. / SERIES
A	INCANDESCENT DOWN LIGHT	120	1	75	R20	RECESSED	5" ROUND OPEN BLACK ALUMINUM Baffle	LITHONIA RBWB
B	INCANDESCENT DOWN LIGHT WALL WASHER	120	1	75	A19	RECESSED	6" ROUND OPEN REFLECTOR	LITHONIA AZ
C	LOW VOLTAGE INCANDESCENT DOWN LIGHT	120	1	50	MR16	RECESSED	4" ROUND 1" FINALE TRIM TRANSFORMER	LITHONIA DLV
C1	LOW VOLTAGE INCANDESCENT DOWN LIGHT	120	1	30	MR16	RECESSED	4" ROUND 1" FINALE TRIM TRANSFORMER	LITHONIA DLV
D	2x4 LEDSSD TROFFER	120	4	32	T8	RECESSED GRID CLG.	ACRYLIC, 125 LENS TRIPLE GASKETING	LITHONIA ZSPB
DE	2x4 LEDSSD TROFFER	120	4	32	T8	RECESSED GRID CLG.	ACRYLIC, 125 LENS TRIPLE GASKETING BOONIE B50 BATTERY	LITHONIA ZSPB
D1	2x4 LEDSSD TROFFER	120	3	32	T8	RECESSED GRID CLG.	ACRYLIC, 125 LENS TRIPLE GASKETING	LITHONIA ZSPB
D1E	2x4 LEDSSD TROFFER	120	3	32	T8	RECESSED GRID CLG.	ACRYLIC, 125 LENS TRIPLE GASKETING BOONIE B50 BATTERY	LITHONIA ZSPB

TYPE	DESCRIPTION	VOLTS	NO.	LAMPS	TYPE	MOUNTING	OPTIONS	MFR. / SERIES
E	FLUORESCENT SURFACE MOUNT 4' LONG	120	2	32	T8	SURFACE	MATE WHITE OPAL ACRYLIC, 125 LENS	LITHONIA WC
E1	FLUORESCENT SURFACE MOUNT 2' LONG	120	2	17	T8	SURFACE	MATE WHITE OPAL ACRYLIC, 125 LENS	LITHONIA WC
F	DECORATIVE WALL SCHEDULE	120	1	32	CF	SURFACE	NET LABEL LOW TEMP BALLAST	PROGRESS P607-10
FEB	REMOTE EMERGENCY BALLAST	120	2	35	MR16	WALL/CLG.		BOONIE B50
G	FULLY RECESSED EMERGENCY EGRESS FIXTURE	120	2	35	MR16	WALL/CLG.		CHARBIE FUSION
H	2x2 LEDSSD TROFFER	120	3	40	CF	RECESSED GRID CLG.	ACRYLIC, 125 LENS TRIPLE GASKETING	LITHONIA ZSPB
I	LED STRIP EGRESS FIXTURE 12" x 6" LONG	120	-	-	LED	SURFACE		FIXTURE TO BE SELECTED BY OWNER
X	THERMOPLASTIC EXIT LIGHT	120	-	-	LED	UNIVERSAL MOUNT	FACES AND HARNONS AS REQUIRED	LITHONIA QUANTUM

- NOTES:**
- CONNECT EMERGENCY BATTERY BALLASTS IN ALL BATTERY POWERED FIXTURES TO UNSWITCHED HOT LEG OF CIRCUIT INDICATED.
  - CONNECT SWITCHED HOT LEG OF LIGHTING CIRCUIT TO TOILET EXHAUST FAN.
  - SEE DRAWING E3 FOR PANEL SCHEDULES, RISER AND LEGEND.



**SRP**  
**SIMMONS, ROCKECHARLIE AND PRINCE, INC.**

CONSULTING MECHANICAL AND ELECTRICAL ENGINEERS  
 8416 GLAZEBROOK AVENUE  
 RICHMOND, VA 23228  
 PHONE: (804) 262-7328  
 FAX: (804) 262-0021  
 Website: www.srpeng.com

COPYRIGHT © SIMMONS, ROCKECHARLIE AND PRINCE, INC. - ALL RIGHTS RESERVED.  
 NO PARTS MAY BE REPRODUCED OR TRANSMITTED IN ANY FORM WITHOUT PERMISSION FROM SIMMONS, ROCKECHARLIE AND PRINCE, INC.

**JOB NAME:**  
 CENTER STREET GRILLE  
 NEW TOWN  
 JAMES CITY COUNTY  
 VIRGINIA

**DRAWING TITLE:**  
 FLOOR PLAN  
 ELECTRICAL  
 POWER

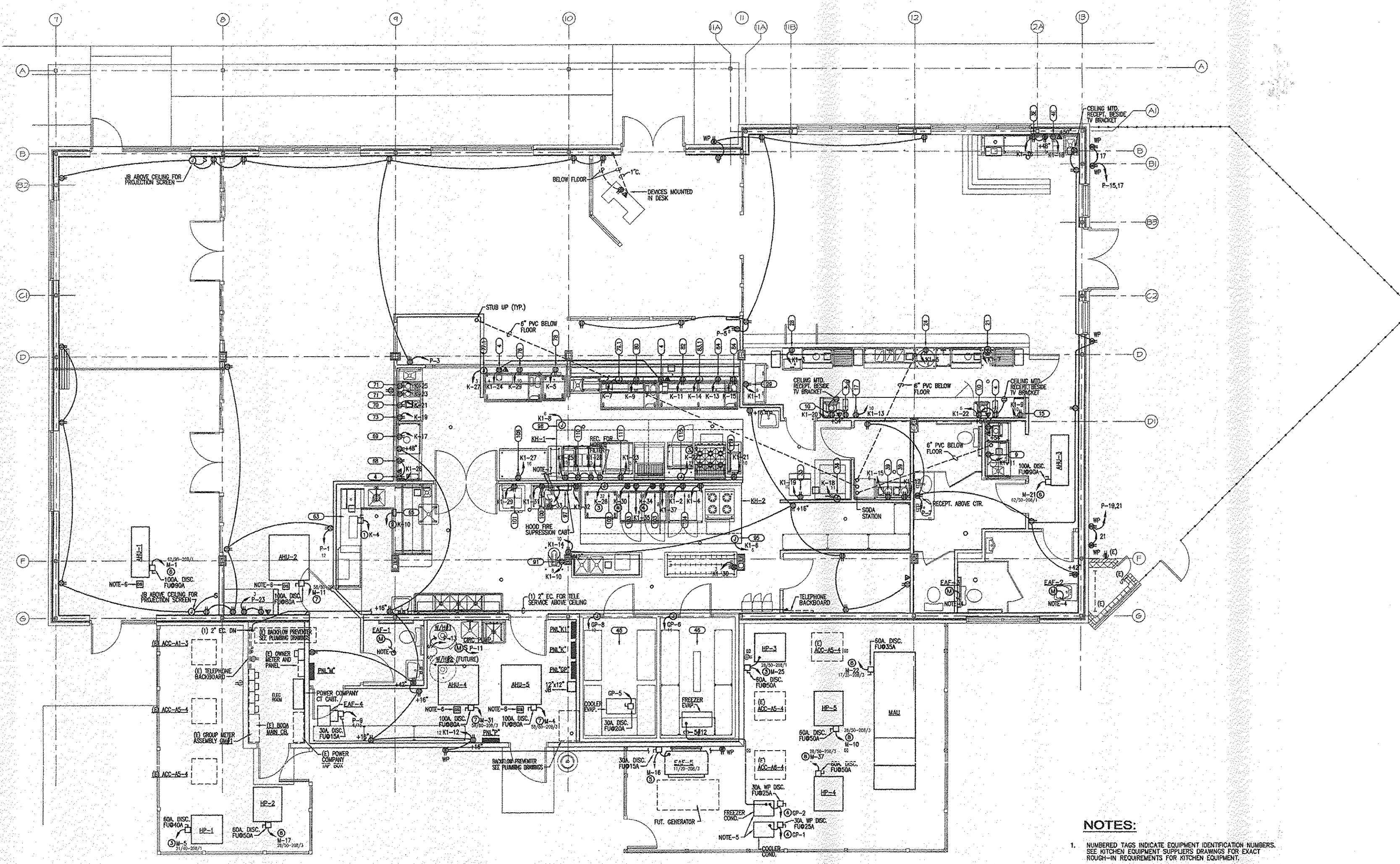
**REVISIONS:**

NO.	DATE	DESCRIPTION
1	04-13-05	REVISED FOR CONSTRUCTION

**DRAWN BY:** PMW      **CHECKED BY:** WAP  
**COMM. NO.:** 04087.1      **DATE:** 03-23-05

**SHEET NO.:**  
 E2

**ME Contractors**  
 3301 Lenoir Ave.      Phone: 804-353-5007  
 Richmond, Va. 23230      Fax: 804-353-6010




**FLOOR PLAN - ELECTRICAL POWER**  
 SCALE: 1/4" = 1'-0"

**BRANCH CIRCUIT NOTES**

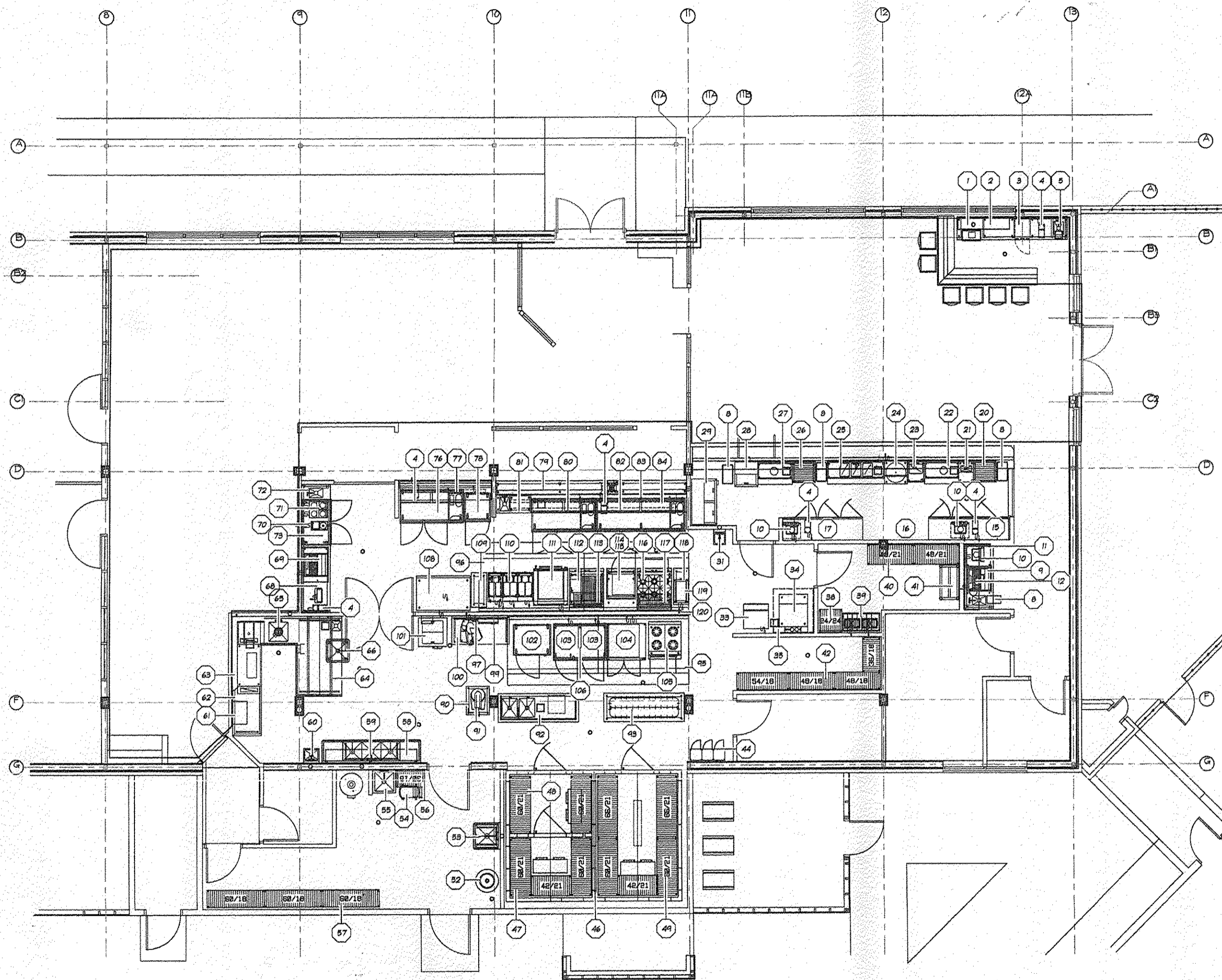
①	3#6, 1#10G, 1°C.
②	3#12, 1#2G, 3/4°C.
③	2#8, 1#10G, 3/4°C.
④	2#10, 1#10G, 3/4°C.
⑤	3#12, 1#2G, 3/4°C.
⑥	2#3, 1#8G, 1°C.
⑦	3#4, 1#8G, 1°C.
⑧	3#8, 1#10G, 3/4°C.

- NOTES:**
- NUMBERED TAGS INDICATE EQUIPMENT IDENTIFICATION NUMBERS. SEE KITCHEN EQUIPMENT SUPPLIERS DRAWINGS FOR EXACT ROUGH-IN REQUIREMENTS FOR KITCHEN EQUIPMENT.
  - VERIFY ALL ELECTRICAL CONNECTION REQUIREMENTS FOR EQUIPMENT BEING INSTALLED.
  - SEE DRAWING E3 FOR ELECTRICAL PANEL SCHEDULES, LEGEND AND ELECTRICAL RISER.
  - CONNECT EXHAUST FAN TO TOILET LIGHTING CIRCUIT SWITCHED LEG.
  - CONDENSERS FOR COOLERS AND FREEZER MOUNTED ON RACK. SEE MECHANICAL DRAWINGS.
  - DUCT SMOKE DETECTOR IN RETURN DUCT. DETECTOR SHALL SHUT DOWN AIR HANDLING UNITS UPON ACTIVATION. CONNECT TO OWNERS SECURITY SYSTEM.
  - CONNECT GAS TRIP RELEASE VALVES AND SHUNT TRIP BREAKERS FOR EQUIPMENT BELOW HOOD TO HOOD FIRE SUPPRESSION SYSTEM.





**FDI**  
 Fabricated Designs, Inc.  
 32 Maury Ave  
 Newport News, Virginia 23601  
 757.596.5949 757.596.5787



**PLAN VIEW**  
 1/4" = 1'-0"

CONTENTS	
K1	LAYOUT
K2	ISOMETRICS
K3	SCHEDULES
K4	ELECTRICAL
K5	PLUMBING
K6	SLAB LAYOUT
K7	VENTILATION
K8	NOTES
K9	DIMENSIONS
K10	WALL BLOCKING
K11	WALKIN DETAILS
K12	INSTALLATION DETAILS

FOOD SERVICE  
 AREAS

No.	Date	By	Revisions
01	12/07/04	AMB	EX-ANGES
02	12/16/04	ESD	EX-ANGES

**SHORTY'S LLC**  
**T/A CENTER STREET GRILL**  
**NEW TOWN**  
**WILLIAMSBURG, VIRGINIA**

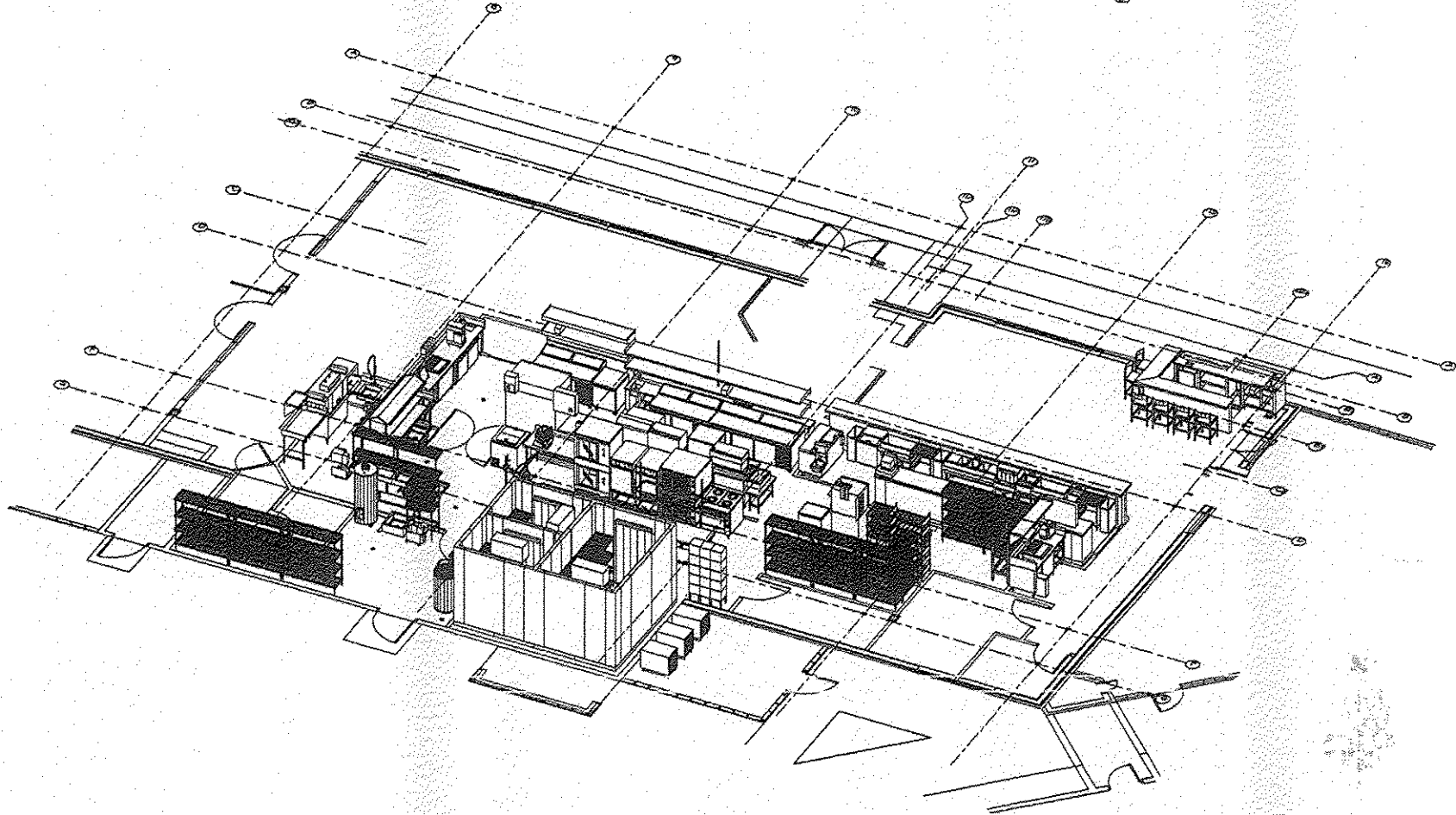
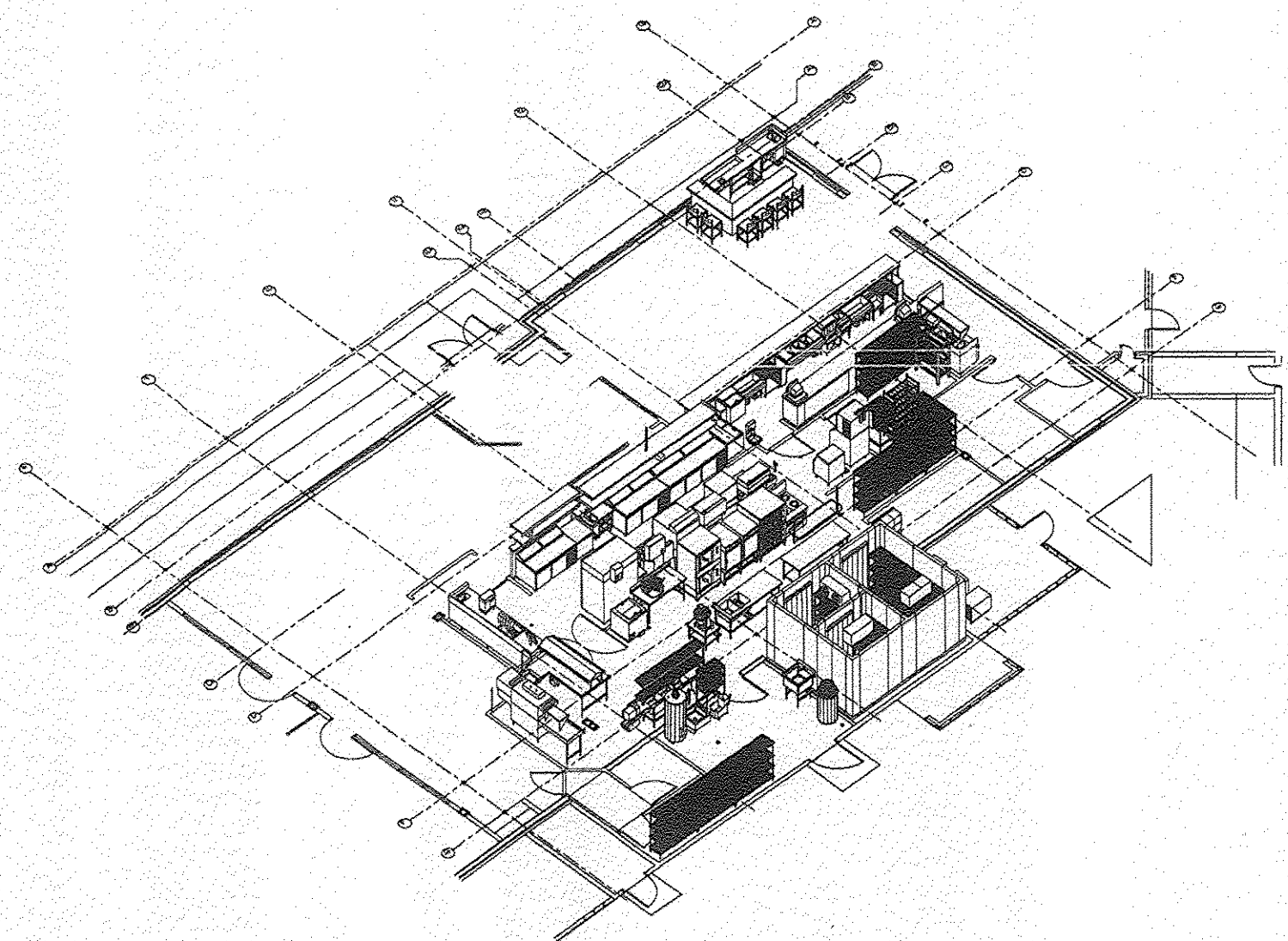
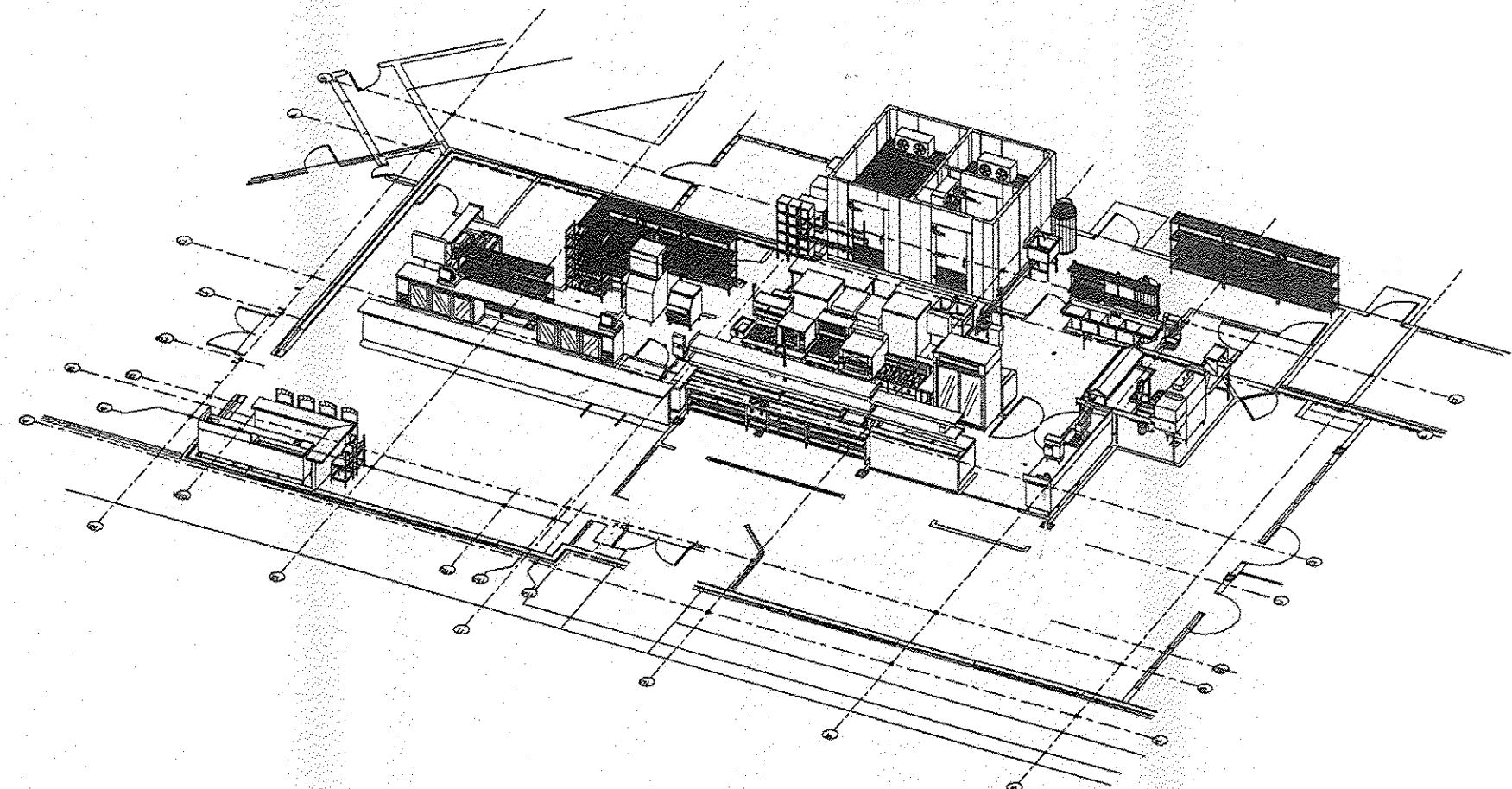
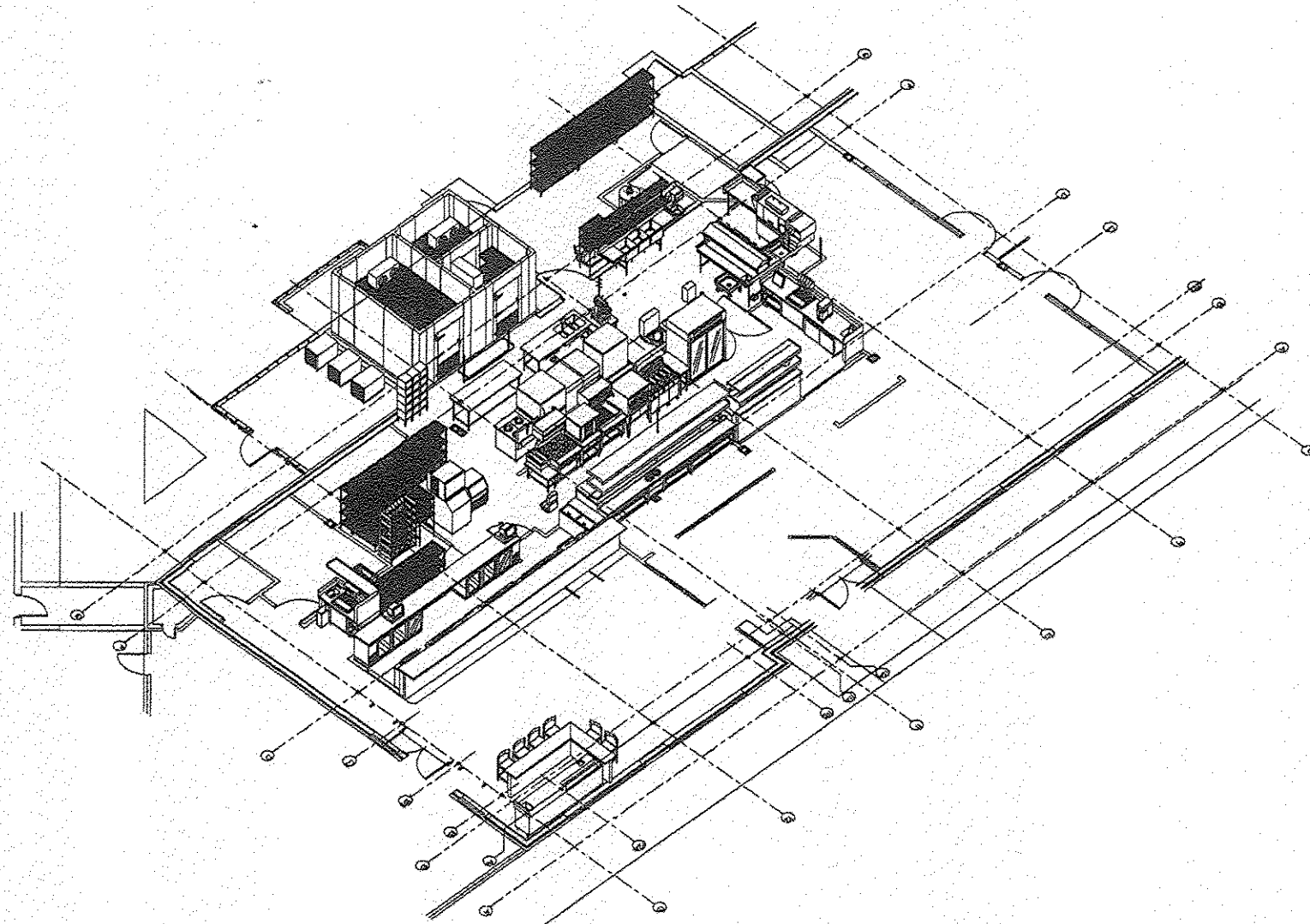
SCALE: AS NOTED  
 DATE: 12/03/04  
 DRAWN BY: DDB  
 ER-AMG

**K1**  
 LAYOUT  
 of 12

509 5482

FOOD & BEVERAGE  
DESIGNER  
DAVID BETHEL  
32 MAURY AVE  
NEWPORT NEWS, VA  
23601

**FDI**  
Fabricated Designs, Inc.  
32 Maury Avenue  
Newport News, Virginia 23601-2182  
757.596.6949 757.596.6787



CONTENTS	
K1	LAYOUT
K2	ISOMETRICS
K3	SCHEDULES
K4	ELECTRICAL
K5	PLUMBING
K6	SLAB LAYOUT
K7	VENTILATION
K8	NOTES
K9	DIMENSIONS
K10	WALL BLOCKING
K11	WALKIN DETAILS
K12	INSTALLATION DETAILS

FOOD SERVICE  
AREAS

No.	Date	By	Reason
08	12/07/04	DOB	ER-AMG
09	12/18/04	DOB	ER-AMG

**SHORTY'S LLC**  
**T/A CENTER STREET GRILL**  
**NEW TOWN**  
**WILLIAMSBURG, VIRGINIA**

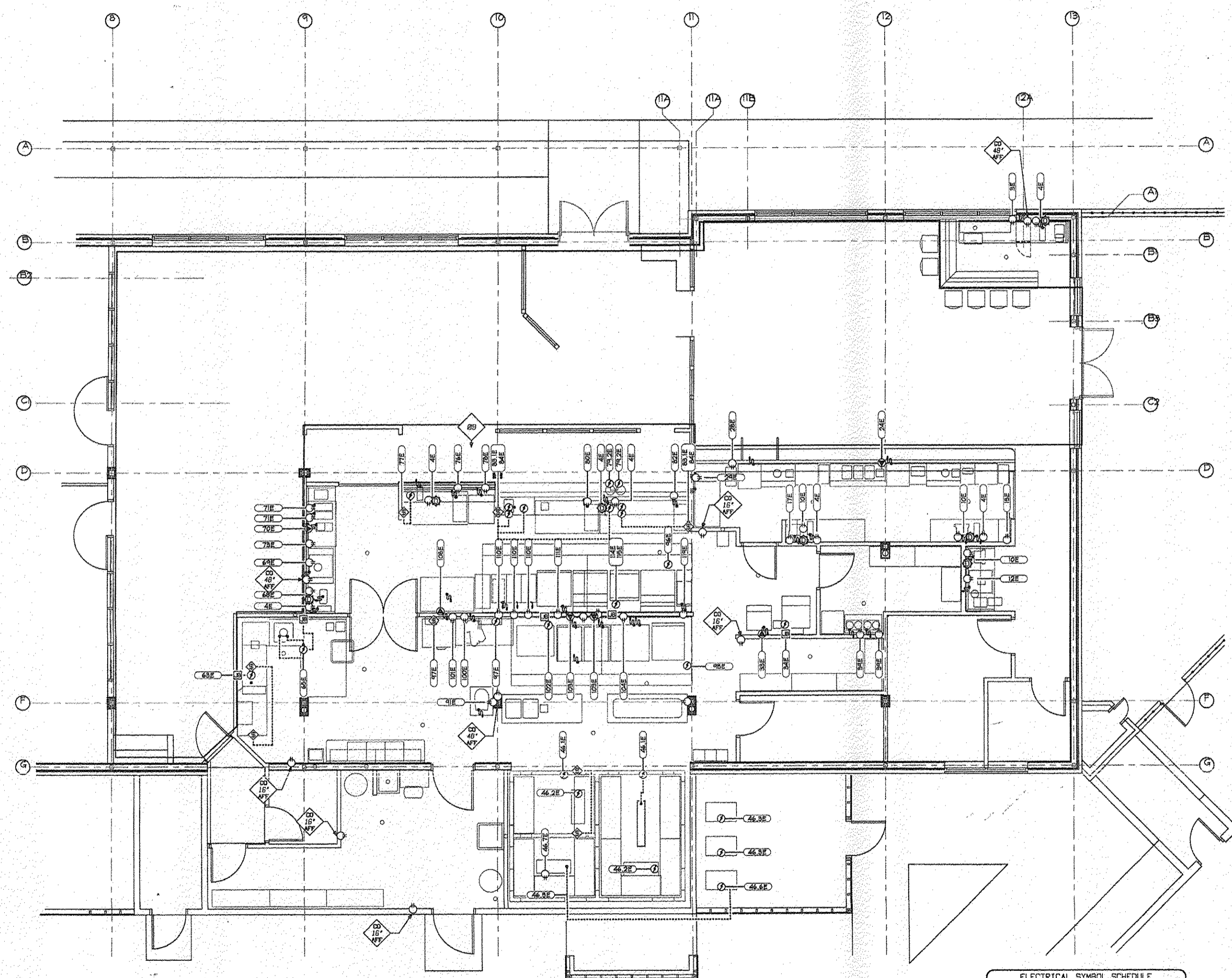
SCALE: AS NOTED  
DATE: 12/03/04  
DRAWN BY: DOB  
ER-AMG

**K2**  
ISOMETRICS  
OF 12



FOOD & RETAIL  
DESIGNER  
DAVID BETHEL  
32 MAURY AVE  
NEWPORT NEWS, VA  
23601

**FDI**  
Fabricated Designs, Inc.  
22000 Highway 101  
Newport News, Virginia 23601-2432  
757.586.6849 757.586.6797



**ELECTRICAL SYMBOL SCHEDULE**

FIELD CONNECTIONS BY RESPECTIVE TRADES	CORD DOUBLE SINGLE
AFF - ABOVE FINISHED FLOOR	SET RECP RECP
AF - ABOVE FLOOR	KV - KILOWATT
AFW - AF IN WALL	HP - HORSE POWER
AW - IN WALL	PH - PHASE
JB - JUNCTION BOX	SW - SWITCH
LI - LIGHT FIXTURE	TP - TELEPHONE
RI - ROUGH IN	DT - DATA TERMINATOR
CP - CONNECTION POINT	

**ELECTRICAL**  
1/4" = 1' - 0"

**CONTENTS**

K1	LAYOUT
K2	ISOMETRICS
K3	SCHEDULES
K4	ELECTRICAL
K5	PLUMBING
K6	SLAB LAYOUT
K7	VENTILATION
K8	NOTES
K9	DIMENSIONS
K10	WALL BLOCKING
K11	WALKIN DETAILS
K12	INSTALLATION DETAILS

FOOD SERVICE AREAS


REVISIONS

No.	Date	By	Description
01	12/07/04	ASB	EDR-HK20B
02	12/10/04	ASB	EDR-HK20B

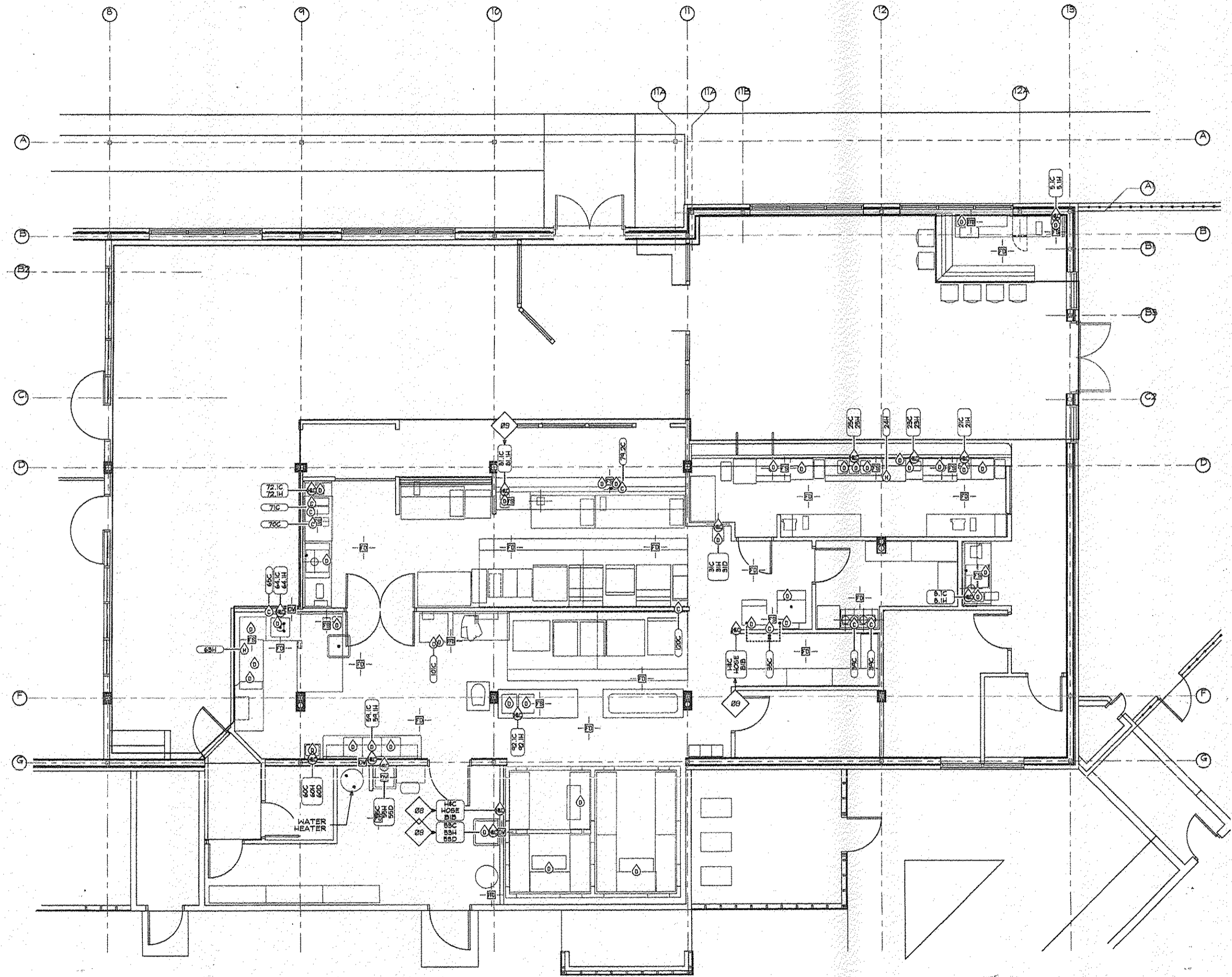
**SHORTY'S LLC**  
**T/A CENTER STREET GRILL**  
**NEW TOWN**  
**WILLIAMSBURG, VIRGINIA**

SCALE: AS NOTED  
DATE: 12/03/04  
DRAWN BY: DDB  
ER-AMG

**K4**  
ELECTRICAL  
of 12



**FDI**  
 Fabricated Designs, Inc.  
 32 Maury Avenue  
 Newport News, Virginia 23601-2132  
 757.695.5949



**PLUMBING SYMBOL SCHEDULE**

HW - HOT WATER		FIELD CONNECTIONS BY RESPECTIVE TRADES
CW - COLD WATER		
FS - FLOOR SINK		
FD - FLOOR DRAIN		
FFD - FUNNEL FLOOR DRAIN		
DW - DIRECT WASTE		
OSD - OPEN SITE DRAIN		
AF - ABOVE FLOOR		
APF - ABOVE FINISHED FLOOR		
RT - ROUGH IN		
CP - CONNECTION POINT		
		HOT & COLD

**PLUMBING**  
 1/4" = 1'-0"

**CONTENTS**

K1	LAYOUT
K2	ISOMETRICS
K3	SCHEDULES
K4	ELECTRICAL
K5	PLUMBING
K6	SLAB LAYOUT
K7	VENTILATION
K8	NOTES
K9	DIMENSIONS
K10	WALL BLOCKING
K11	WALKIN DETAILS
K12	INSTALLATION DETAILS

**FOOD SERVICE AREAS**


NO.	DATE	BY	REVISIONS
01	12/07/04	DOB	ER-AM088
02	12/18/04	DOB	ER-AM088

**SHORTY'S LLC**  
**T/A CENTER STREET GRILL**  
**NEW TOWN**  
**WILLIAMSBURG, VIRGINIA**

SCALE: AS NOTED  
 DATE: 12/03/04  
 DRAWN BY: DOB  
 ER-AMG

**K5**  
**PLUMBING**  
 OF 12



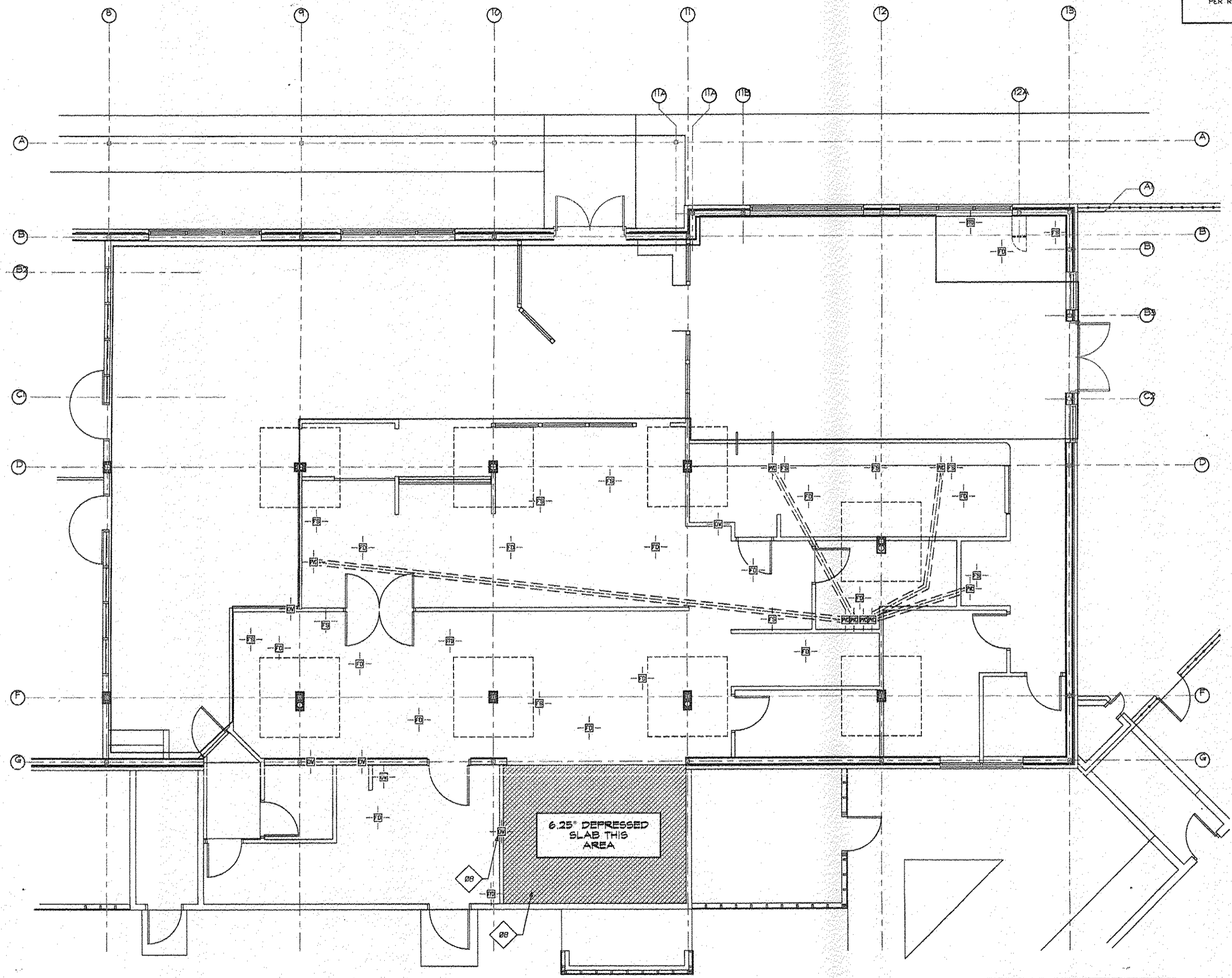


**DIMENSION NOTES**

THESE PLANS ARE RENDERED AS A SERVICE IN COORDINATING UTILITY REQUIREMENTS AND PLACEMENT OF FOOD SERVICE EQUIPMENT. ALL DIMENSIONS MUST BE VERIFIED PRIOR TO CONSTRUCTION.

THESE PLANS ARE TO BE USED IN CONJUNCTION WITH ARCHITECTURAL / ENGINEERING PLANS. ANY CONFLICTS MUST BE CLARIFIED BY ALL CONCERNED BEFORE PROCEEDING WITH WORK.

DIMENSIONS SHOWN REFER TO FOOD SERVICE EQUIPMENT SPACE AND UTILITY REQUIREMENTS. CONNECTIONS SHOWN ARE TO BE LOCATED PER ROUGH-IN DRAWINGS.



**PLUMBING SYMBOL SCHEDULE**

HW - HOT WATER	FIELD CONNECTIONS BY RESPECTIVE TRADES
CW - COLD WATER	
FS - FLOOR SINK	
FD - FLOOR DRAIN	
FFD - FUNNEL FLOOR DRAIN	
DW - DIRECT WASTE	
OSD - OPEN SITE DRAIN	
AF - ABOVE FLOOR	
AF - ABOVE FINISHED FLOOR	
RI - ROUGH IN	
CP - CONNECTION POINT	

**SLAB LAYOUT**  
1/4" = 1' - 0"

**CONTENTS**

K1	LAYOUT
K2	ISOMETRICS
K3	SCHEDULES
K4	ELECTRICAL
K5	PLUMBING
K6	SLAB LAYOUT
K7	VENTILATION
K8	NOTES
K9	DIMENSIONS
K10	WALL BLOCKING
K11	WALKIN DETAILS
K12	INSTALLATION DETAILS

**FDI**  
Fabricated Designs, Inc.  
32 Maury Avenue  
Newport News, Virginia 23601-2182  
757.556.5649

FOOD SERVICE AREAS

**REVISIONS**

No.	Date	By	Reason
01	12/03/04	DOB	ER-ANG6B
02	12/10/04	DOB	ER-ANG6B
03	12/10/04	DOB	ER-ANG6B

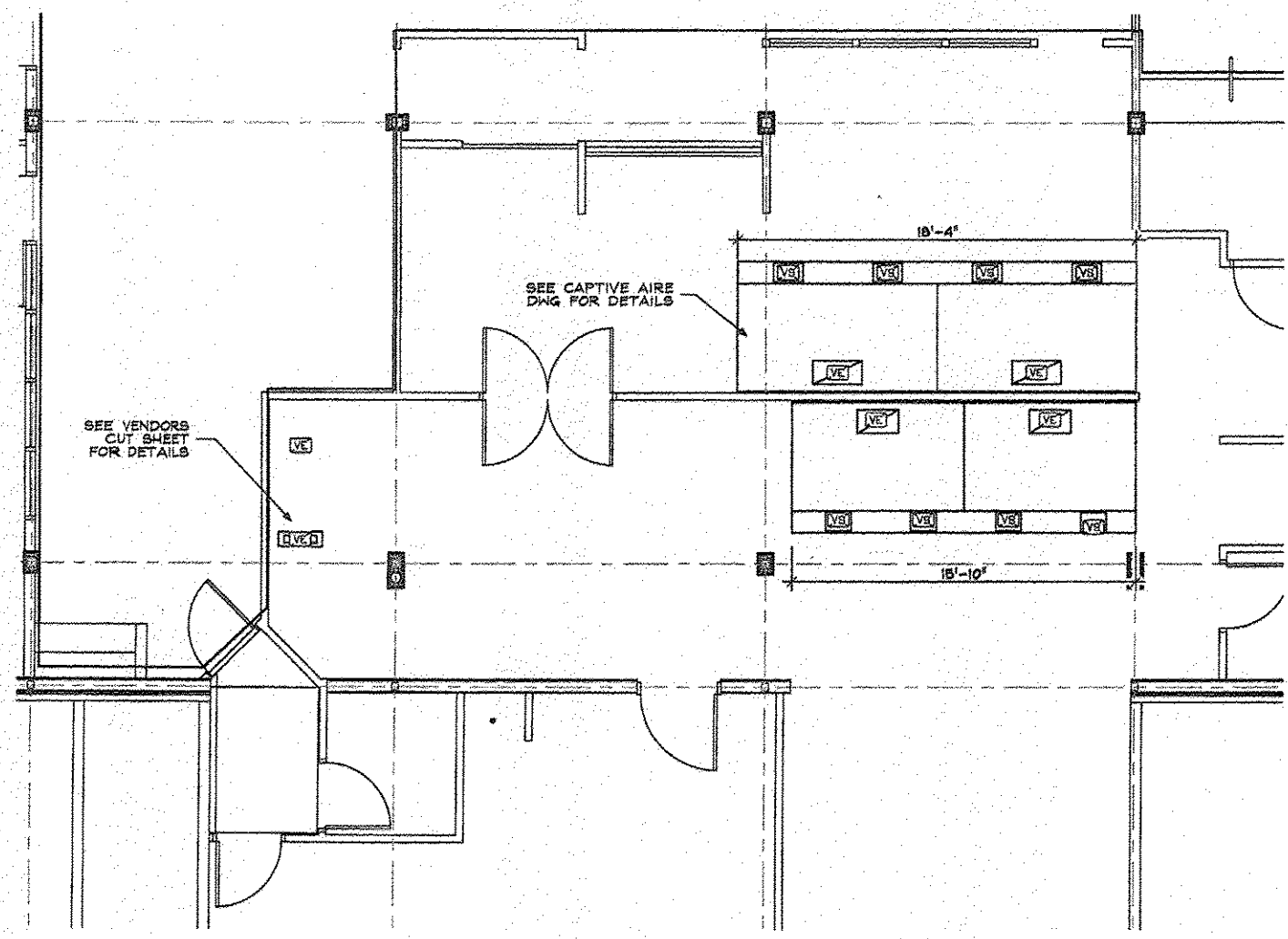
**SHORTY'S LLC**  
T/A CENTER STREET GRILL  
NEW TOWN  
WILLIAMSBURG, VIRGINIA

SCALE: AS NOTED  
DATE: 12/03/04  
DRAWN BY: DOB  
ER-ANG

**K6**  
SLAB LAYOUT  
OF 12

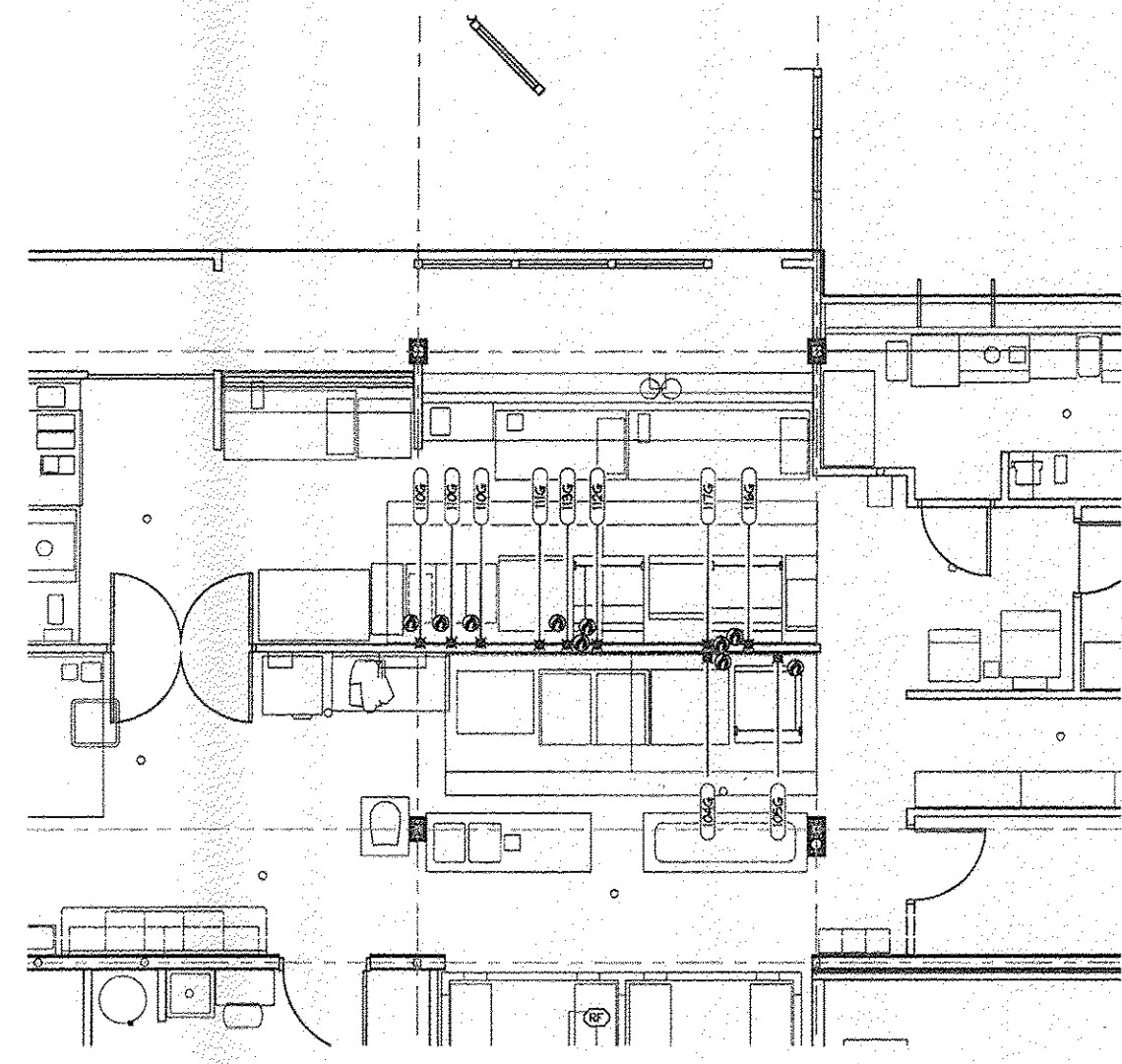


**FDI**  
 Fabricated Design, Inc.  
 32 Maury Avenue  
 Newport News, Virginia 23601-2322  
 757.595.5949 757.595.5787



SYMBOL SCHEDULE	
	VS - SUPPLY COLLAR
	VE - EXHAUST COLLAR
	JUNCTION BOX
	FIRE SUPPRESSION NOZZLE
	VAPOR PROOF LIGHT FIXTURE
	FLUORESCENT LIGHT FIXTURE
	HOOD HANGER

**VENTILATION**  
 1/4" = 1'-0"



GAS SYMBOL SCHEDULE	
FIELD CONNECTIONS BY RESPECTIVE TRADES	
AF	ABOVE FLOOR
AF+	ABOVE FINISHED FLOOR
R1	ROUGH IN
R1P	ROUGH IN POINT
CP	CONNECTION POINT

**G A S**  
 1/4" = 1'-0"

CONTENTS	
K1	LAYOUT
K2	ISOMETRICS
K3	SCHEDULES
K4	ELECTRICAL
K5	PLUMBING
K6	SLAB LAYOUT
K7	VENTILATION
K8	NOTES
K9	DIMENSIONS
K10	WALL BLOCKING
K11	WALKIN DETAILS
K12	INSTALLATION DETAILS

FOOD SERVICE AREAS

NO.	DATE	BY	REVISIONS
03	12/18/04	DOB	ER-AMGB
02	12/07/04	DOB	ER-AMGB

**SHORTY'S LLC**  
**T/A CENTER STREET GRILL**  
**NEW TOWN**  
**WILLIAMSBURG, VIRGINIA**

SCALE: AS NOTED  
 DATE: 12/03/04  
 DRAWN BY: DOB  
 ER-AMG

**K7**  
 VENTILATION  
 OF 12



**PLEASE READ!**

1. THE OWNER IS RESPONSIBLE FOR SUBMITTING PLANS AND SUPPORTING DATA TO GOVERNING BODIES FOR APPROVAL UNLESS OTHERWISE AGREED IN WRITING.
2. TRADES ARE RESPONSIBLE FOR VERIFYING THAT THEY ARE WORKING WITH THE LATEST PLAN BEFORE COMMENCING WORK.
3. THESE PLANS ARE TO BE USED IN CONJUNCTION WITH ARCHITECTURAL/ENGINEERING PLANS AND ANY CONFLICTS MUST BE CLARIFIED BEFORE PROCEEDING WITH WORK. NOTHING IN THESE PLANS IS INTENDED TO CONFLICT WITH GOVERNING CODES AND ANY CONFLICTS MUST BE RESOLVED BEFORE PROCEEDING.
4. ROUGHING IN DIMENSIONS SHOWN ARE FROM FINISHED FLOORS WALLS OR COLUMNS TO THE RECOMMENDED LOCATION WHERE THE STUB UP SHOULD TERMINATE THRU WALL OR FLOOR SO IT CAN BE BRANCHED TO THE CONNECTION POINT ON FIXTURE AT TIME OF FINAL CONNECTION BY OTHER TRADES.
5. ELECTRICAL CHARACTERISTICS ARE 120/208V 3-Ø AS VERIFIED BY \_\_\_\_\_
6. ELECTRICAL CONTRACTOR NOTE
  - A. CONTRACTORS DISCONNECTS AND STARTERS ARE NOT SUPPLIED BY FOOD SERVICE CONTRACTOR.
  - B. ITEMS THAT ARE PART OF THIS CONTRACT MAY REQUIRE CONTROL OR INTERCONNECTING WIRING. THEY MAY INCLUDE
    1. FIRE PROTECTION SYSTEM
    2. EXHAUST SYSTEM
    3. FLOOD LIGHTS
    4. REFRIGERATION COMPONENTS
  - C. FURNISH AND INSTALL CORDS AND PLUGS ON ANYTHING MORE THAN 120V-20AMP. IT IS RECOMMENDED THAT ELECTRIC CONDUITS IN FLOOR BE STUDDED UP 3" ABOVE FINISHED FLOOR AND TERMINATED IN SUCH A MANNER THAT ADDITIONAL CONDUIT AND/OR JUNCTION BOX MAY BE MOUNTED AFTER EQUIPMENT IS IN PLACE. OTHER REFERENCE TO HEIGHT ON DRAWING INDICATES DISTANCE TO CENTER LINE OF BOX.
  7. PLUMBING MECHANICAL CONTRACTING NOTE
    - A. WATER FLOW PRESSURE AT DISHWASHER MACHINE CONNECTION NOT TO EXCEED 25 P.S.I. NOR BE LESS 20 P.S.I.
    - B. STEAM PRESSURE NOT TO EXCEED 25 P.S.I. ON ANY FOOD EQUIPMENT, UNLESS OTHERWISE NOTED.
    - C. SUPPLY CUT OFF VALVES ON ALL LINES.
    - D. SUPPLY 148° HOT WATER TO ALL MECHANICAL DISHWASHERS OR BOOSTERS AS REQUIRED.
    - E. UNLESS OTHERWISE SPECIFIED PROVIDE FLEXIBLE LINES ON ALL EQUIPMENT.
    - F. ITEMS THAT ARE PART OF THIS CONTRACT MAY REQUIRE INTERCONNECTING PIPING. THEY MAY INCLUDE
      1. DISHWASHER AND BOOSTER HEATER
      2. DISPOSERS
    - G. ITEMS REQUIRING INDIRECT WASTE WILL BE PIPED BY PLUMBING CONTRACTOR.
    - H. UNLESS OTHERWISE SPECIFIED, SHUT OFF VALVES REQUIRED FOR FIRE PROTECTION SYSTEMS WILL BE PROVIDED AND INSTALLED BY PLUMBING CONTRACTOR.
    - I. PROVIDE GAS PRESSURE REGULATORS FOR SYSTEMS GREATER THAN 0.5 P.S.I.

**PLUMBING NOTES**

ALL PLUMBING STUB-OUT LOCATION AND CONNECTION REQUIREMENTS SHOWN ON THIS PLAN RELATE TO IDENTIFIED KITCHEN EQUIPMENT AND FIXTURES. REFER TO ARCHITECT'S PLAN FOR ADDITIONAL BUILDING PLUMBING REQUIREMENTS.

DIMENSIONS SHOWN ARE FROM FINISHED FLOORS, FINISHED WALL OR CENTER LINE OF COLUMN. PLUMBING CONTRACTOR TO VERIFY EXACT ROUGH-IN LOCATIONS AND REQUIREMENTS AT JOB SITE WITH APPROVED SHOP DRAWINGS FROM KITCHEN EQUIPMENT CONTRACTOR.

STUB CUTS IN WALLS OR FLOOR TO BE HEIGHT SHOWN ON DRAWING MEASURED FROM FINISHED FLOOR TO CENTER LINE OF STUB OUT.

THE PLUMBING CONTRACTOR SHALL PROVIDE SERVICE, FINAL, AND INTERCONNECTIONS AS REQUIRED OF KITCHEN EQUIPMENT AND FIXTURES AS THEY RELATE TO THE PLUMBING TRADE. KITCHEN EQUIPMENT TO PROVIDE NECESSARY ACCESS AND CUT CUTS FOR DRAIN AND SUPPLY LINES.

UNLESS SPECIFIED OR FURNISHED AS MANUFACTURERS' STANDARD COMPONENT PART, ALL STOPS, VALVES, ARRESTORS RECEPTORS, REDUCERS, REGULATORS, VACUUM BREAKERS, ETC. SHALL BE PROVIDED BY THE PLUMBING CONTRACTOR.

THE PLUMBING CONTRACTOR SHALL PROVIDE AND INSTALL INTERCONNECTING PIPING AND ACCESSORY PARTS (UNLESS SUPPLIED AS MANUFACTURERS' STANDARD COMPONENT) REQUIRED FOR OPERATION OF THE FOLLOWING:

- 1) DISPOSALS, INCLUDING WATER SCRAPPING TROUGH
- 2) DISHWASHER AND BOOSTER HEATER
- 3) GAS MANIFOLD COOKING EQUIPMENT, EXCEPT THOSE INTEGRAL WITH EQUIPMENT
- 4) INDIRECT WASTE RUNS, INCLUDING WALKIN REFRIGERATION CONDENSATE DRAINS
- 5) EQUIPMENT BROKEN INTO MODULAR SECTIONS FOR SHIPPING PURPOSES AND REQUIRING REASSEMBLY AT JOB SITE

**ELECTRICAL NOTES**

ALL ELECTRICAL OUTLETS AND CONNECTION REQUIREMENTS SHOWN ON THIS PLAN RELATE TO IDENTIFIED KITCHEN EQUIPMENT AND FIXTURES. REFER TO ARCHITECT'S PLANS FOR ADDITIONAL ELECTRICAL REQUIREMENTS.

DIMENSIONS SHOWN ARE FROM FINISHED FLOORS, FINISHED WALL OR CENTER LINE OF COLUMN. ELECTRICAL CONTRACTOR TO VERIFY EXACT ROUGH-IN LOCATIONS AND REQUIREMENTS AT JOB SITE WITH APPROVED SHOP DRAWINGS FROM KITCHEN EQUIPMENT CONTRACTOR.

MOUNT OUTLETS AND / OR JUNCTION BOXES HORIZONTALLY AT STUB UP AND IN WALL LOCATIONS TO PROVIDE ADEQUATE CLEARANCE FOR INSTALLATION OF KITCHEN EQUIPMENT.

ELECTRICAL CONTRACTOR TO MAKE FINAL CONNECTIONS TO JUNCTION BOX OR PULL BOX IN EQUIPMENT. PROVIDE AND INSTALL DISCONNECTS, RELAYS, ACCESSORIES, TRIM, ETC. AS REQUIRED FOR OPERATION OF EQUIPMENT BUT NOT SUPPLIED AS MANUFACTURERS' STANDARD COMPONENT PART.

ELECTRICAL CONTRACTOR TO PROVIDE AND INSTALL ALL CONDUIT, WIRE, JUNCTION BOXES, ELECTRICAL RECEPTACLES WITH COVER PLATES AND SWITCHES NOT INCLUDED AS A MANUFACTURERS' STANDARD COMPONENT PART.

THE ELECTRICAL CONTRACTOR SHALL PROVIDE AND INSTALL INTERCONNECTING MATERIAL AND ACCESSORY PARTS (UNLESS SUPPLIED AS MANUFACTURERS' STANDARD COMPONENT) REQUIRED FOR OPERATION OF THE FOLLOWING:

- 1) VENTILATOR LIGHT SWITCHES, EXHAUST FAN AND FIRE PROTECTION SYSTEM.
- 2) WALKIN REFRIGERATION SYSTEM LIGHTS, SWITCHES, HEAT TAP, ODOOR AND RELIEF PORT HEATER, AUDIO / VISUAL TEMPERATURE ALARM. PENETRATIONS TO BE SEALED WITH ACCEPTABLE INSULATING MATERIALS.
- 3) DISPOSER CONTROLS AND SOLENOID AS INDICATED.
- 4) DISHWASHER AND BOOSTER HEATER CONTROLS AND SOLENOID AS REQUIRED.
- 5) FIRE PROTECTION SHUNT TRIP BREAKER, ALARM SYSTEM AND RESET STATION AND CONTACTORS AS REQUIRED.
- 6) EQUIPMENT BROKEN INTO MODULAR SECTIONS FOR SHIPPING PURPOSES AND REQUIRING REASSEMBLY AT JOB SITE.

**GAS NOTES**

THESE PLANS ARE TENDERED AS A SERVICE IN COORDINATING UTILITY REQUIREMENTS AND PLACEMENT OF FOOD SERVICE EQUIPMENT. ALL DIMENSIONS MUST BE VERIFIED PRIOR TO CONSTRUCTION.

THESE PLANS ARE TO BE USED IN CONJUNCTION WITH ARCHITECTURAL / ENGINEERING PLANS. ANY CONFLICTS MUST BE CLARIFIED BY ALL CONCERNED BEFORE PROCEEDING WITH WORK.

ALL GAS MANIFOLDS AND CONNECTIONS SHOWN ARE TO BE PROVIDED AND INSTALLED BY OTHERS FOR THIS PROJECT. VERIFY GENERAL CONDITIONS PRIOR TO CONSTRUCTION.

ANY INFORMATION LISTED IS FOR SIZING AND LOCATIONS ONLY. ALL EQUIPMENT SHALL CONFORM TO ALL CODES HAVING JURISDICTION OVER THIS PROJECT.

**CONTENTS**

K1	LAYOUT
K2	ISOMETRICS
K3	SCHEDULES
K4	ELECTRICAL
K5	PLUMBING
K6	SLAB LAYOUT
K7	VENTILATION
K8	NOTES
K9	DIMENSIONS
K10	WALL BLOCKING
K11	WALKIN DETAILS
K12	INSTALLATION DETAILS

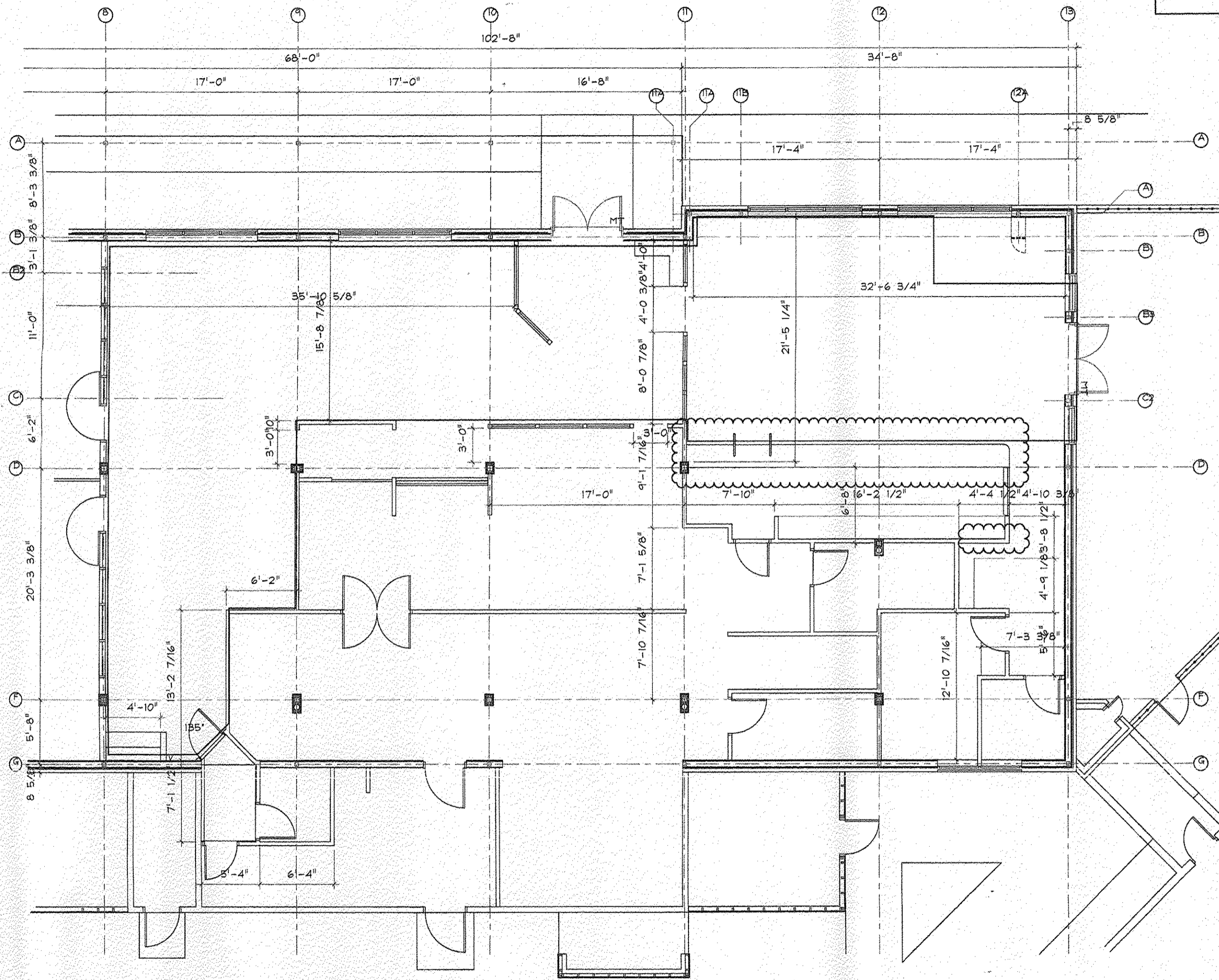
FOOD SERVICE AREAS

NO.	DATE	BY	REVISIONS
001	12/07/04	DOB	ER-AMG08
002	12/10/04	DOB	ER-AMG09

**SHORTY'S LLC**  
T/A CENTER STREET GRILL  
NEW TOWN  
WILLIAMSBURG, VIRGINIA

SCALE: AS NOTED  
DATE: 12/03/04  
DRAWN BY: DOB  
ER-AMG

**K8**  
NOTES




**DIMENSION NOTES**

THESE PLANS ARE TENDERED AS A SERVICE IN COORDINATING UTILITY REQUIREMENTS AND PLACEMENT OF FOOD SERVICE EQUIPMENT. ALL DIMENSIONS MUST BE VERIFIED PRIOR TO CONSTRUCTION.

THESE PLANS ARE TO BE USED IN CONJUNCTION WITH ARCHITECTURAL ENGINEERING PLANS. ANY CONFLICTS MUST BE CLARIFIED BY ALL CONCERNED BEFORE PROCEEDING WITH WORK.

DIMENSIONS SHOWN REFER TO FOOD SERVICE EQUIPMENT SPACE AND UTILITY REQUIREMENTS. CONNECTIONS SHOWN ARE TO BE LOCATED PER ROUGH-IN DRAWINGS.



**FDI**  
 Fabricated Design, Inc.  
 32 Maury Avenue  
 Newport News, Virginia 23601-2192  
 757.895.5649 757.895.5787

**DIMENSIONS**  
 1/4" = 1' - 0"

CONTENTS	
K1	LAYOUT
K2	ISOMETRICS
K3	SCHEDULES
K4	ELECTRICAL
K5	PLUMBING
K6	SLAB LAYOUT
K7	VENTILATION
K8	NOTES
K9	DIMENSIONS
K10	WALL BLOCKING
K11	WALKIN DETAILS
K12	INSTALLATION DETAILS

REVISIONS		
No.	Date	By
01	12/27/04	ER-AMGB
02	12/18/04	ER-AMGB

**SHORTY'S LLC**  
 T/A CENTER STREET GRILL  
 NEW TOWN  
 WILLIAMSBURG, VIRGINIA

SCALE: AS NOTED  
 DATE: 12/03/04  
 DRAWN BY: DDB  
 ER-AMG

**K9**  
 DIMENSIONS  
 OF 12

FOOD & BEVERAGE  
DESIGNER  
DAVID BETHEL  
82 MAURY AVE  
NEWPORT NEWS, VA  
23601  
ALY & KENHOLL

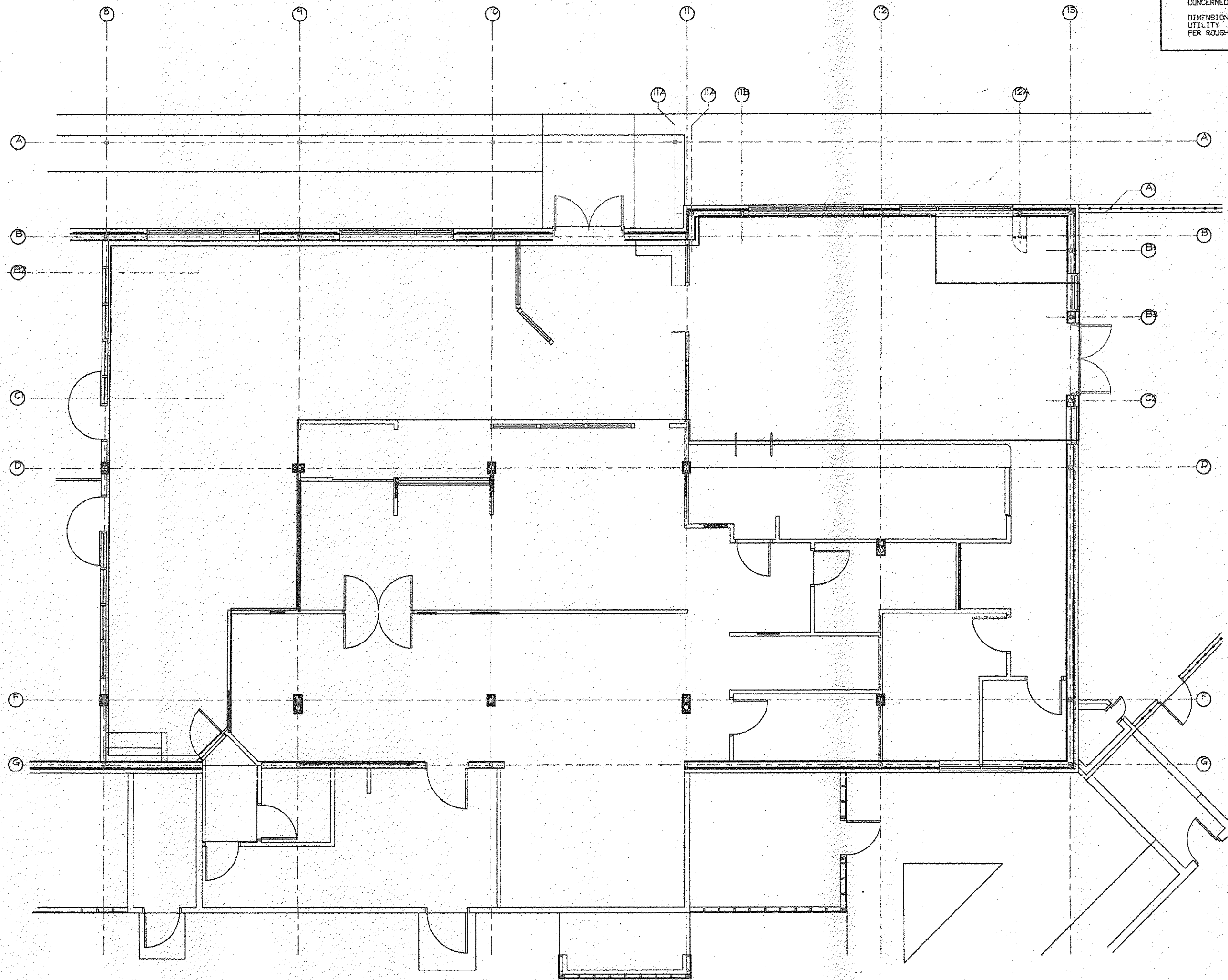
**WALL BLOCKING NOTES**

THESE PLANS ARE TENDERED AS A SERVICE IN COORDINATING UTILITY REQUIREMENTS AND PLACEMENT OF FOOD SERVICE EQUIPMENT. ALL DIMENSIONS MUST BE VERIFIED PRIOR TO CONSTRUCTION.

WALL BLOCKING IS NOT REQUIRED FOR CMU OR CONCRETE WALL STRUCTURES.

THESE PLANS ARE TO BE USED IN CONJUNCTION WITH ARCHITECTURAL / ENGINEERING PLANS. ANY CONFLICTS MUST BE CLARIFIED BY ALL CONCERNED BEFORE PROCEEDING WITH WORK.

DIMENSIONS SHOWN REFER TO FOOD SERVICE EQUIPMENT SPACE AND UTILITY REQUIREMENTS. CONNECTIONS SHOWN ARE TO BE LOCATED PER ROUGH-IN DRAWINGS.



**WALL BLOCKING**  
1/4" = 1'-0"

CONTENTS	
K1	LAYOUT
K2	ISOMETRICS
K3	SCHEDULES
K4	ELECTRICAL
K5	PLUMBING
K6	SLAB LAYOUT
K7	VENTILATION
K8	NOTES
K9	DIMENSIONS
K10	WALL BLOCKING
K11	WALK-IN DETAILS
K12	INSTALLATION DETAILS

**FDI**  
Fabricated Designs, Inc.  
32 Maury Avenue  
Newport News, Virginia 23601-2532  
757-256-6649 757-595-5787

FOOD SERVICE  
AREAS

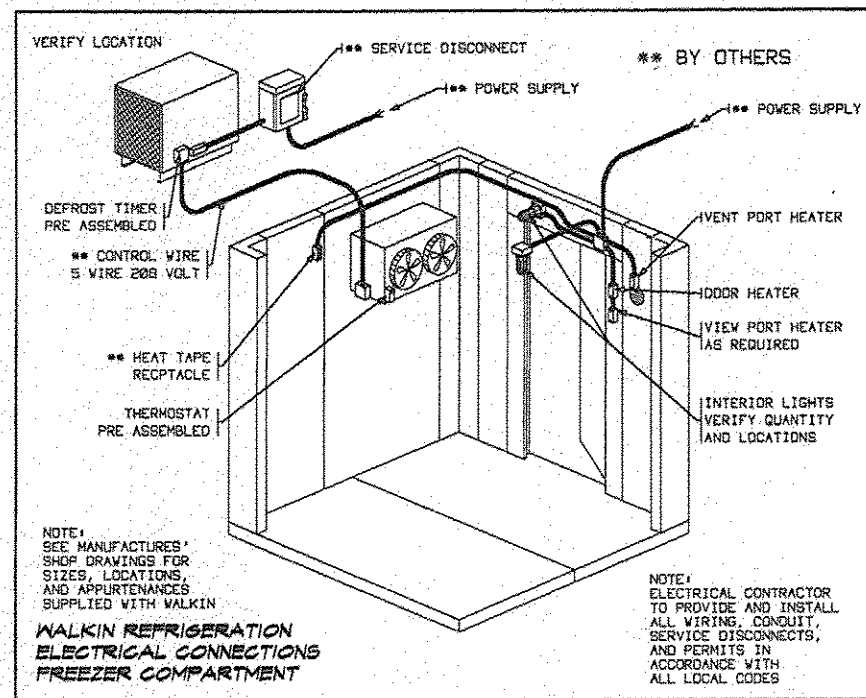
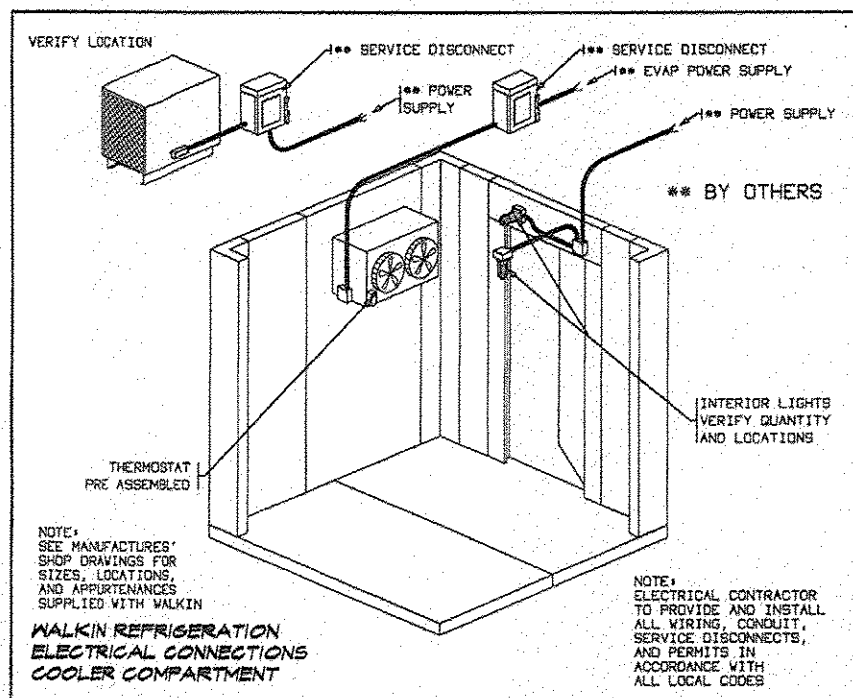
No.	Date	By	Rev.	Revised
05	12/07/04	DBB	ER-AMG08	
06	12/16/04	DBB	ER-AMG09	

**SHORTY'S LLC**  
**T/A CENTER STREET GRILL**  
**NEW TOWN**  
**WILLIAMSBURG, VIRGINIA**

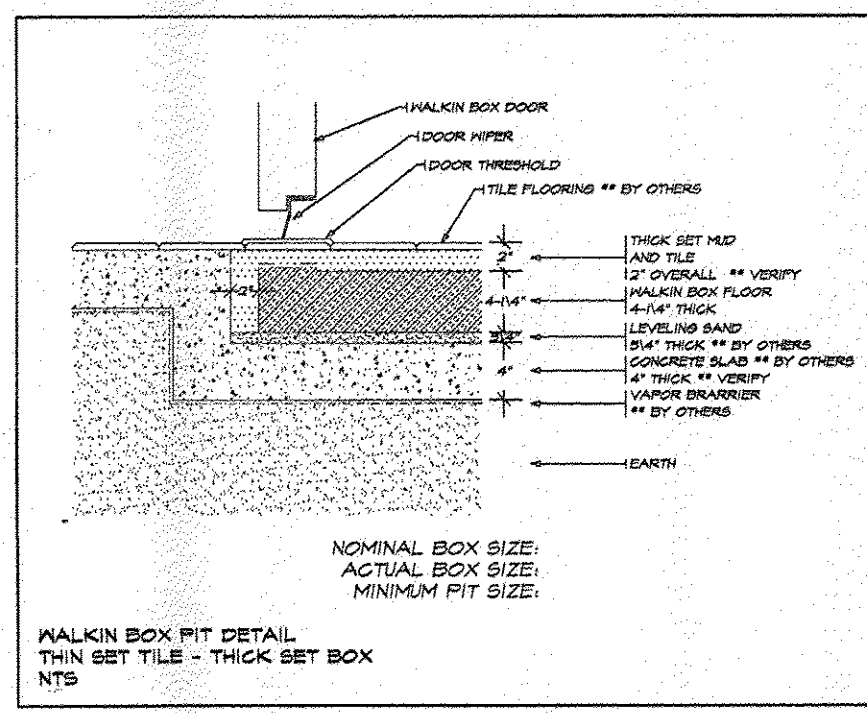
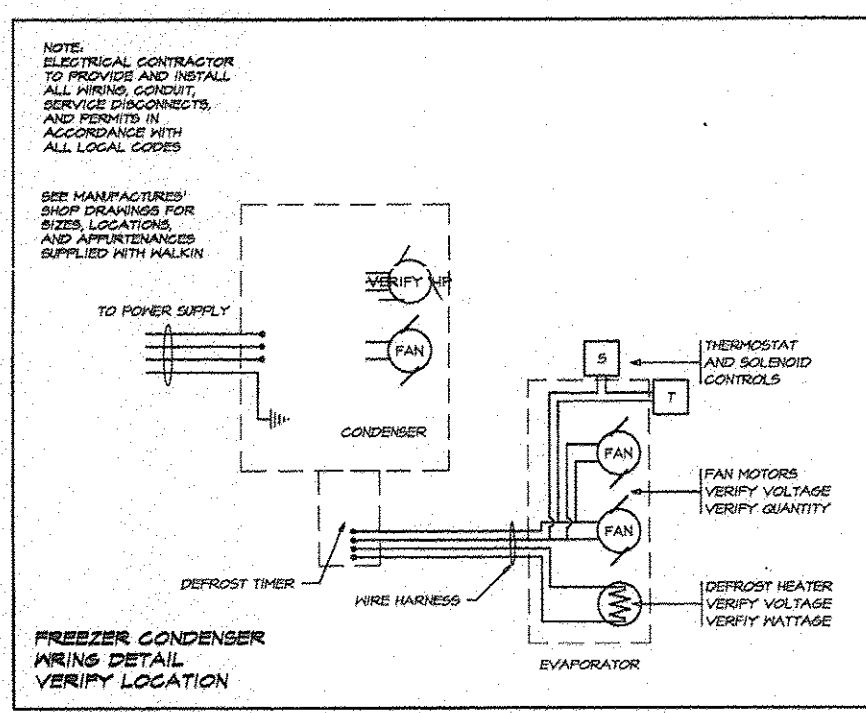
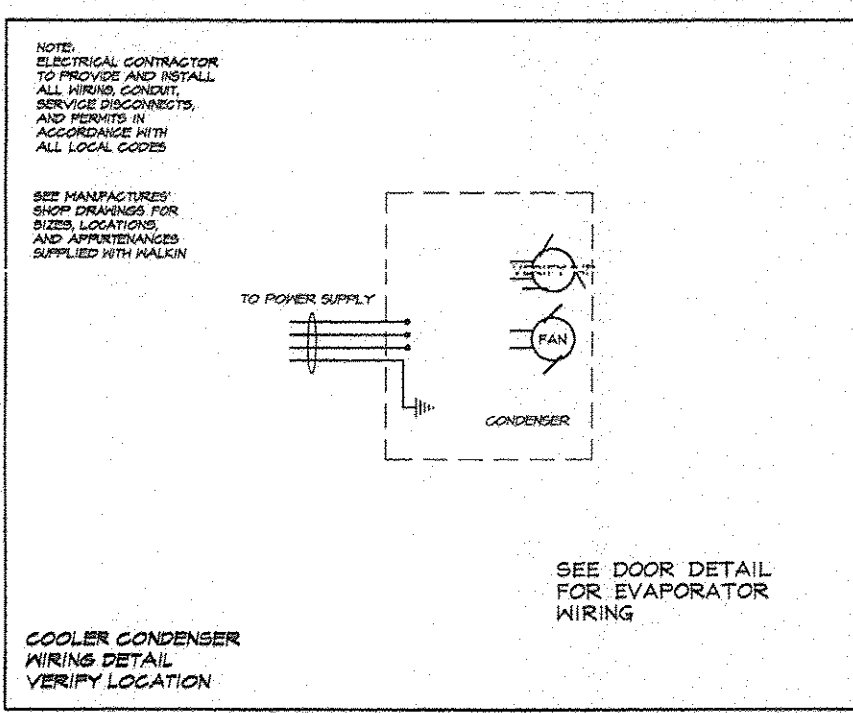
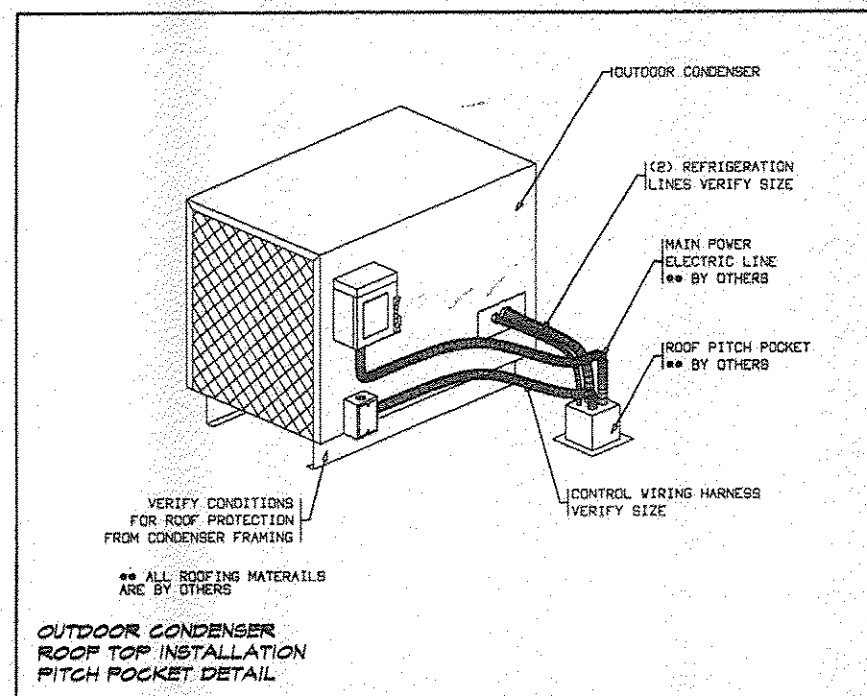
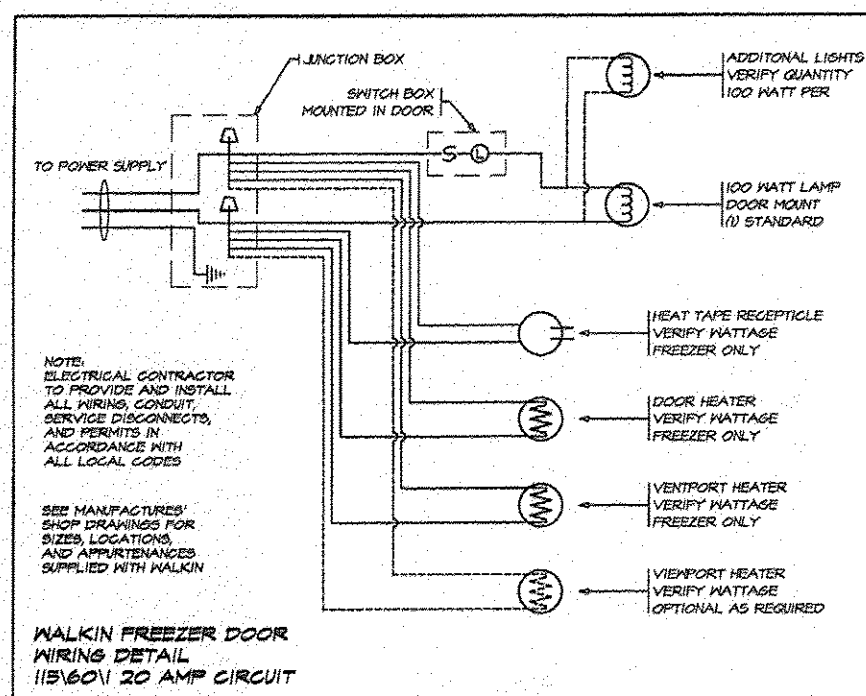
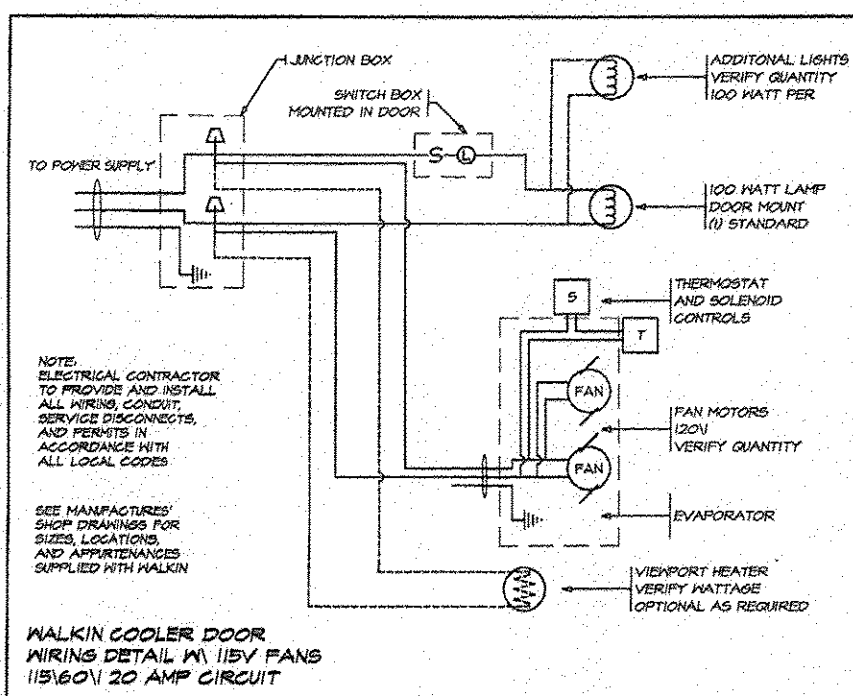
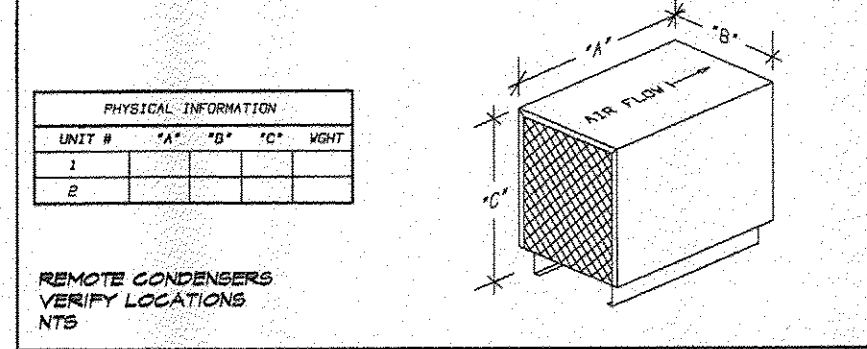
SCALE: AS NOTED  
DATE: 12/03/04  
DRAWN BY: DBB  
ER-AMG

**K10**  
WALL BLOCKING  
of 12

NO.	DATE	BY	REVISIONS
001	12/07/04	DB	ER-140528
002	12/10/04	DB	ER-140528

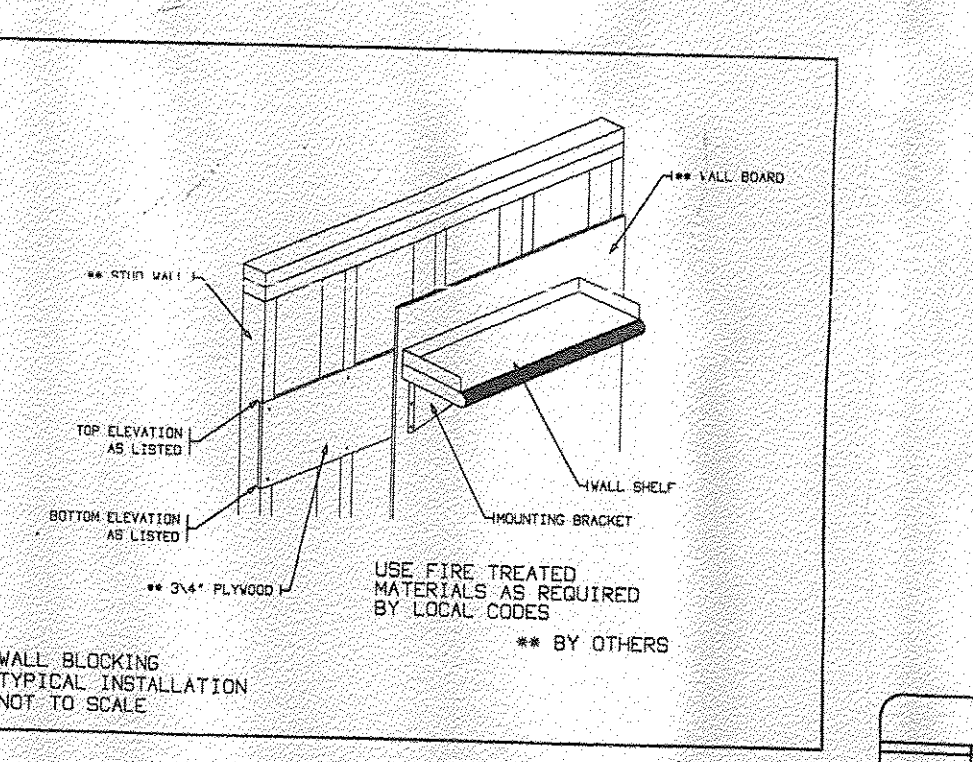
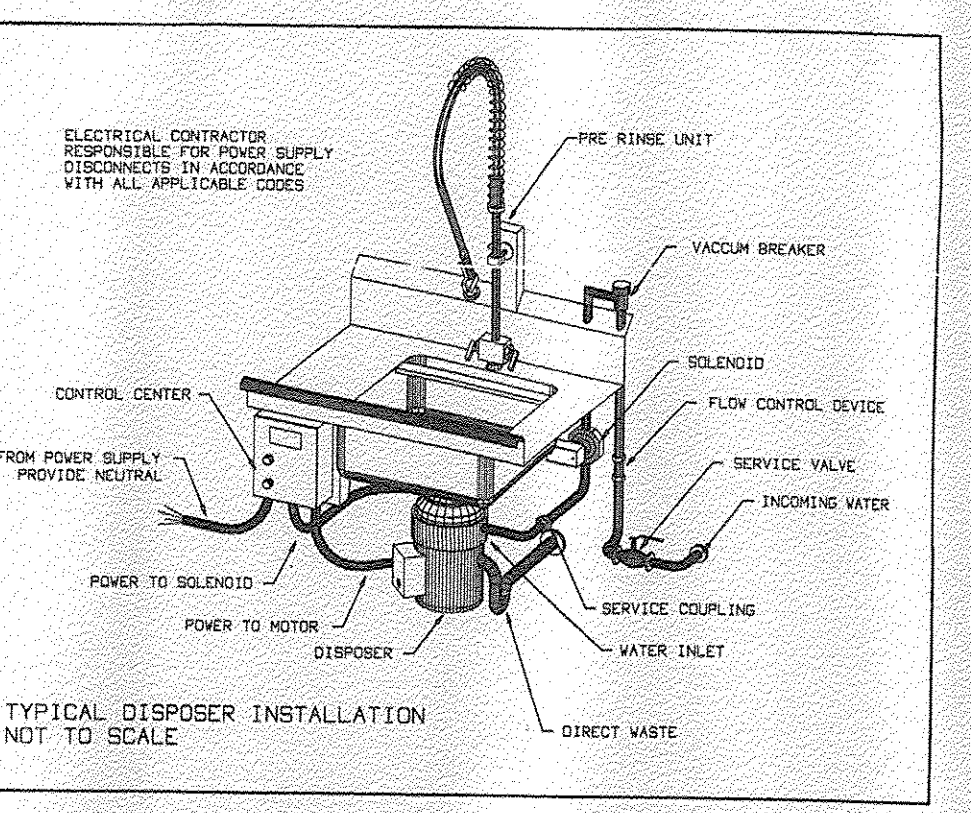
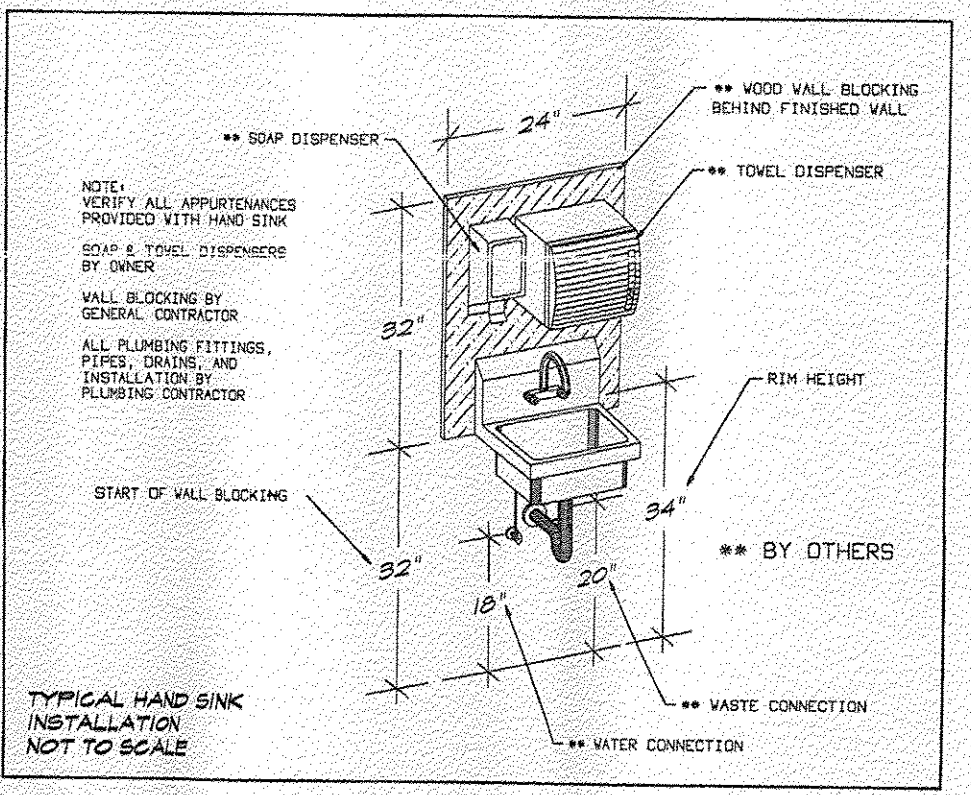
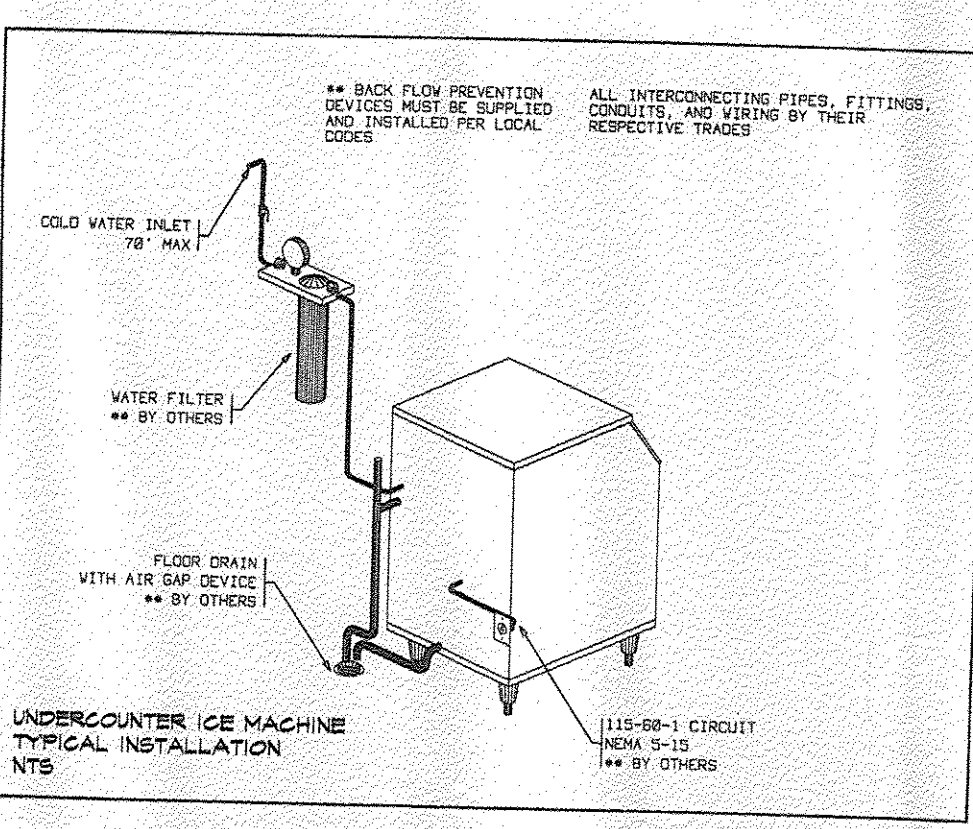
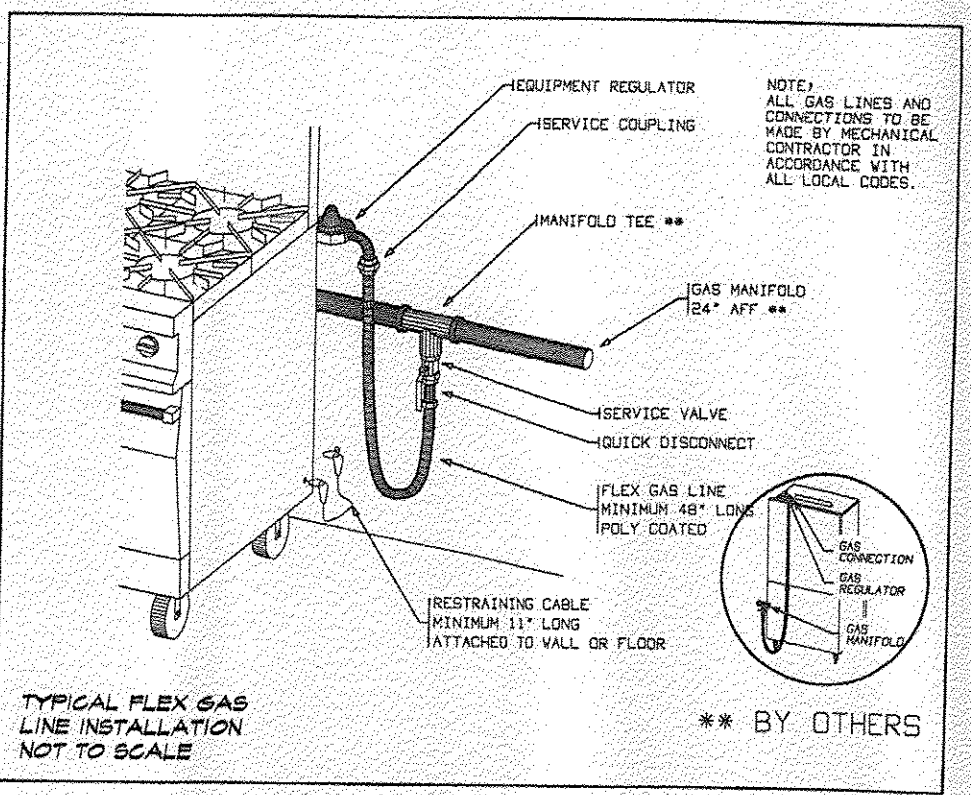
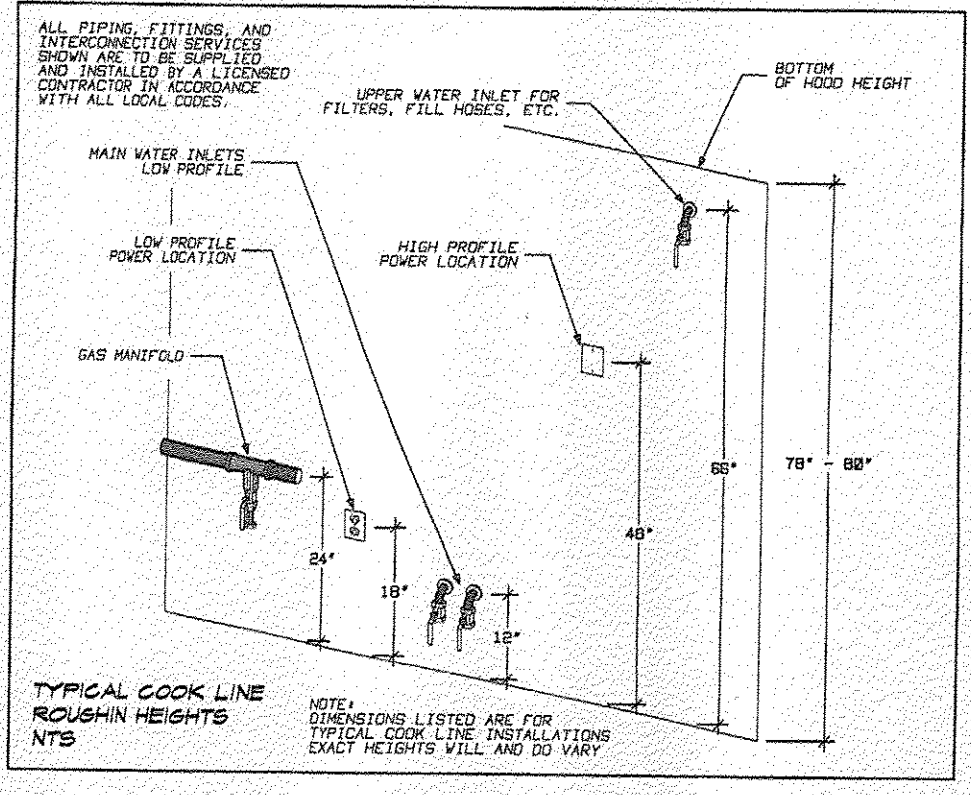
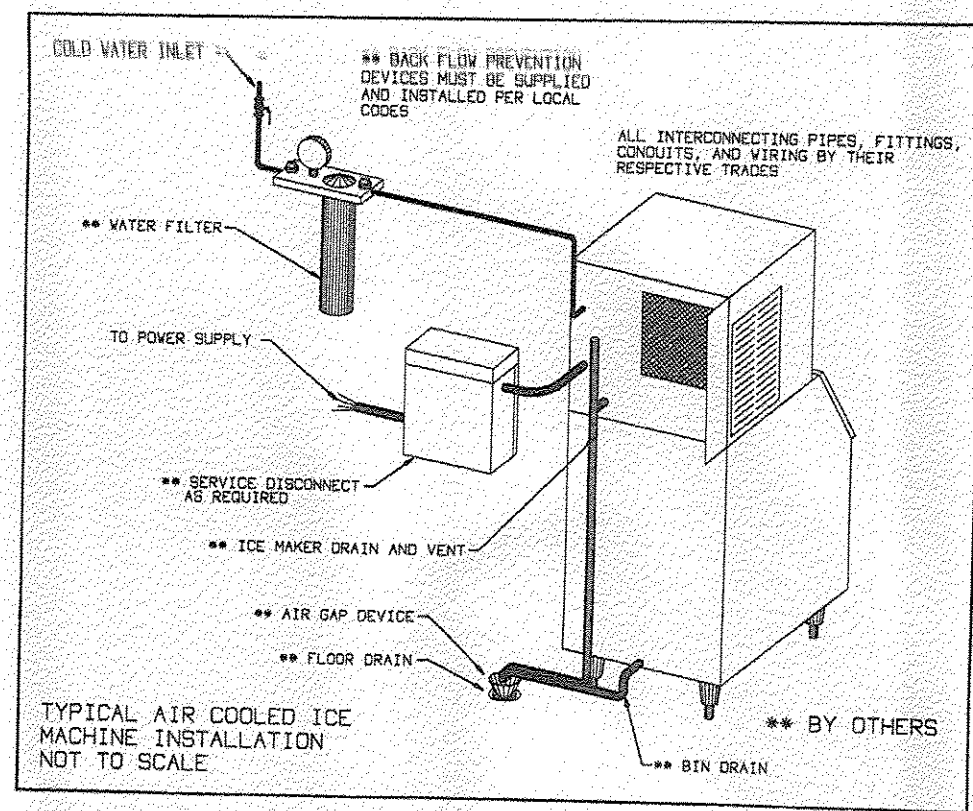
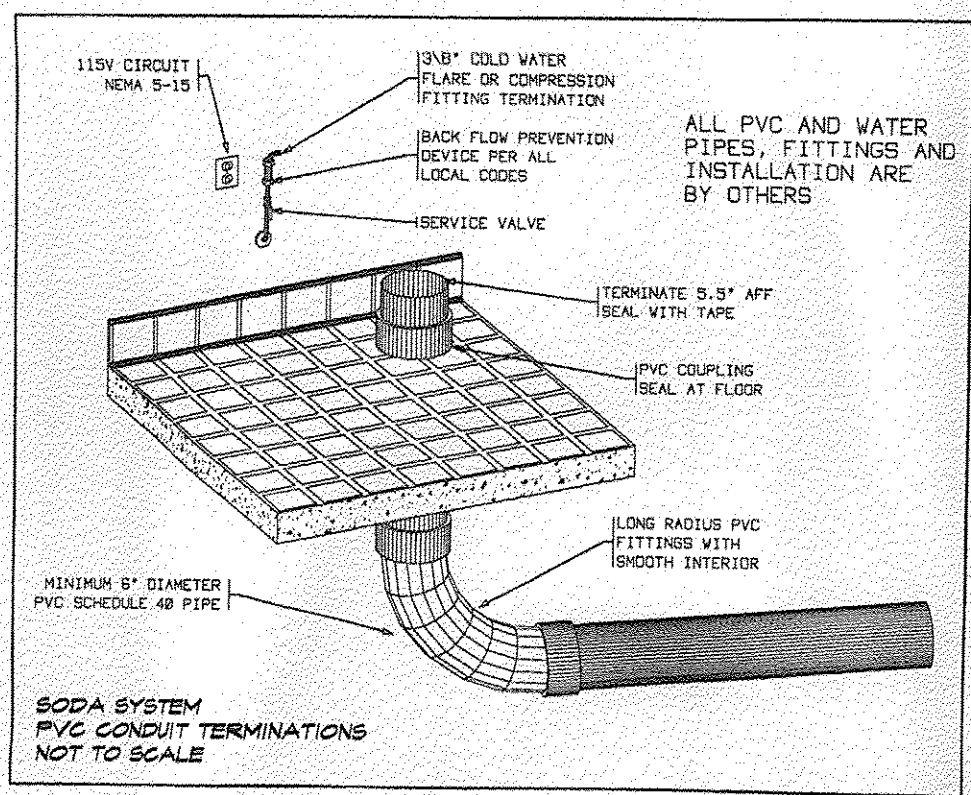
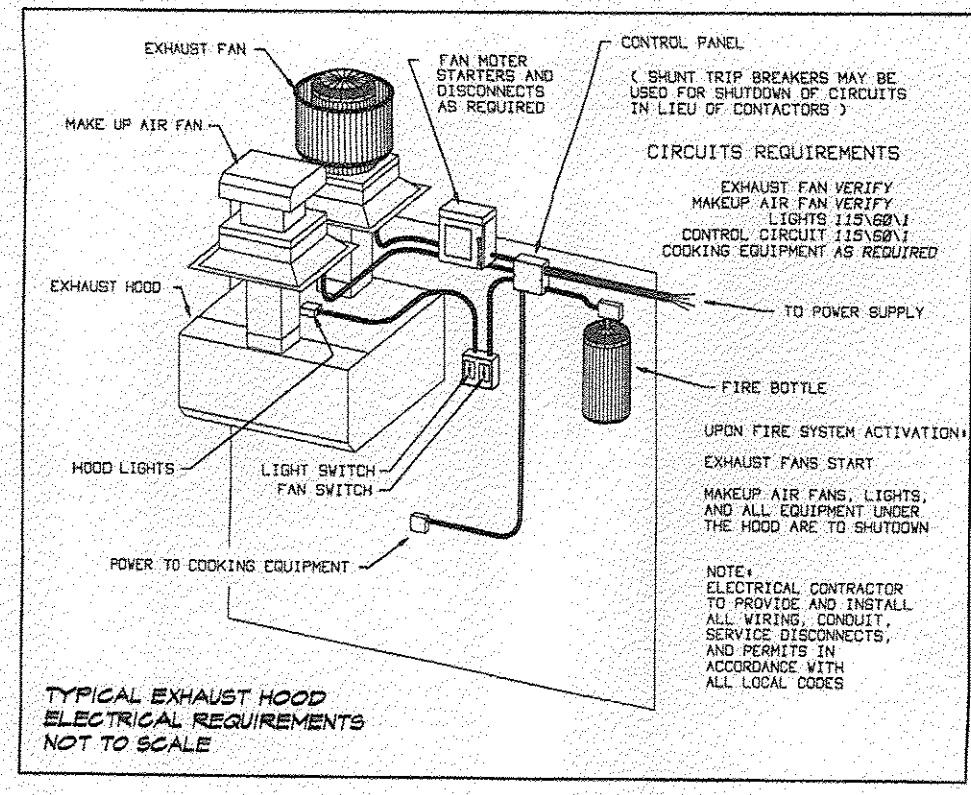


UNIT #	VOLTAGE	PHASE	AMP	CIR AMPACITY	NOTE
UNIT # 1	200V	3	15		OUTDOOR ON ROOF
CONDENSER	115	1	20		
EVAPORATOR	115	1	20		
DOOR & LIGHTS	NA				
VENT PORT	NA				
VIEWPORT	NA				
HEAT TAPE	NA				
UNIT # 2	200V	3	15		OUTDOOR ON ROOF
CONDENSER	200	1	15		CONTROLLED FROM CONDENSER
EVAPORATOR	115	1	20		
DOOR & LIGHTS	115	1	20		* INCLUDE WITH DOOR
VENT PORT	115	1	*		
VIEWPORT	NA				
HEAT TAPE	115	1	15		MOUNT ON EVAPORATOR




**CONTENTS**

K1	LAYOUT
K2	ISOMETRICS
K3	SCHEDULES
K4	ELECTRICAL
K5	PIPING
K6	SLAB LAYOUT
K7	VENTILATION
K8	NOTES
K9	DIMENSIONS
K10	WALL BLOCKINGS
K11	WALKIN DETAILS
K12	INSTALLATION DETAILS



**CONTENTS**

K1	LAYOUT
K2	ISOMETRICS
K3	SCHEDULES
K4	ELECTRICAL
K5	PLUMBING
K6	SLAB LAYOUT
K7	VENTILATION
K8	NOTES
K9	DIMENSIONS
K10	WALL BLOCKING
K11	WALKIN DETAILS
K12	INSTALLATION DETAILS



**FDI**  
Fabricated Designs, Inc.  
32 Henry Ave  
Newport News, Virginia 23601  
757.866.6943 757.866.9797

FOOD SERVICE AREAS

REVISIONS

NO.	DATE	DESCRIPTION
1	12/07/04	DOB
2	12/16/04	DOB
3		ER-ANG
4		ER-ANG

**SHORTY'S LLC**  
T/A CENTER STREET GRILL  
NEW TOWN  
WILLIAMSBURG, VIRGINIA

SCALE: AS NOTED  
DATE: 12/03/04  
DRAWN BY: DOB  
ER-ANG  
**K12**  
INSTALLATION DETAILS