



# 14400 Sweitzer Lane

Interstate 95 at Konterra Drive  
Laurel, MD 20707



NAIOP  
COMMERCIAL REAL ESTATE  
DEVELOPMENT ASSOCIATION  
NATIONAL  
DEVELOPER  
OF THE YEAR  
— 2018 —

[SJPI.COM](http://SJPI.COM) | 410.788.0100

## About 14400 Sweitzer Lane

14400 Sweitzer Lane is a headquarters-worthy 120,904 square foot Class 'A' office building located immediately off Interstate 95 at Konterra Drive. Building amenities include expansive window lines, an outdoor patio with seating, a tenant gym, and a self-service market.

- ▶ Two-story lobby with granite flooring
- ▶ Outdoor patio space
- ▶ Immediate access to Interstate 95 and Inter-county Connector (ICC) MD 200
- ▶ Less than 15 minutes from Fort Meade/NSA, NASA Goddard Space Flight Center and FDA headquarters

### Multi-Story Class 'A' Office Space

#### Four-Story Class 'A' Office Building

14400 Sweitzer Lane 120,904 SF


#### Four-Story Office Specifications

Suite Sizes	Up to 120,904 SF
Ceiling Height	9 ft. clear minimum
Offices	Built to suit
Parking	4 spaces per 1,000 SF
Elevator	3
Zoning	I-3

For more information on 14400 Sweitzer Lane, visit: [sjpi.com/14400sweitzer](http://sjpi.com/14400sweitzer)

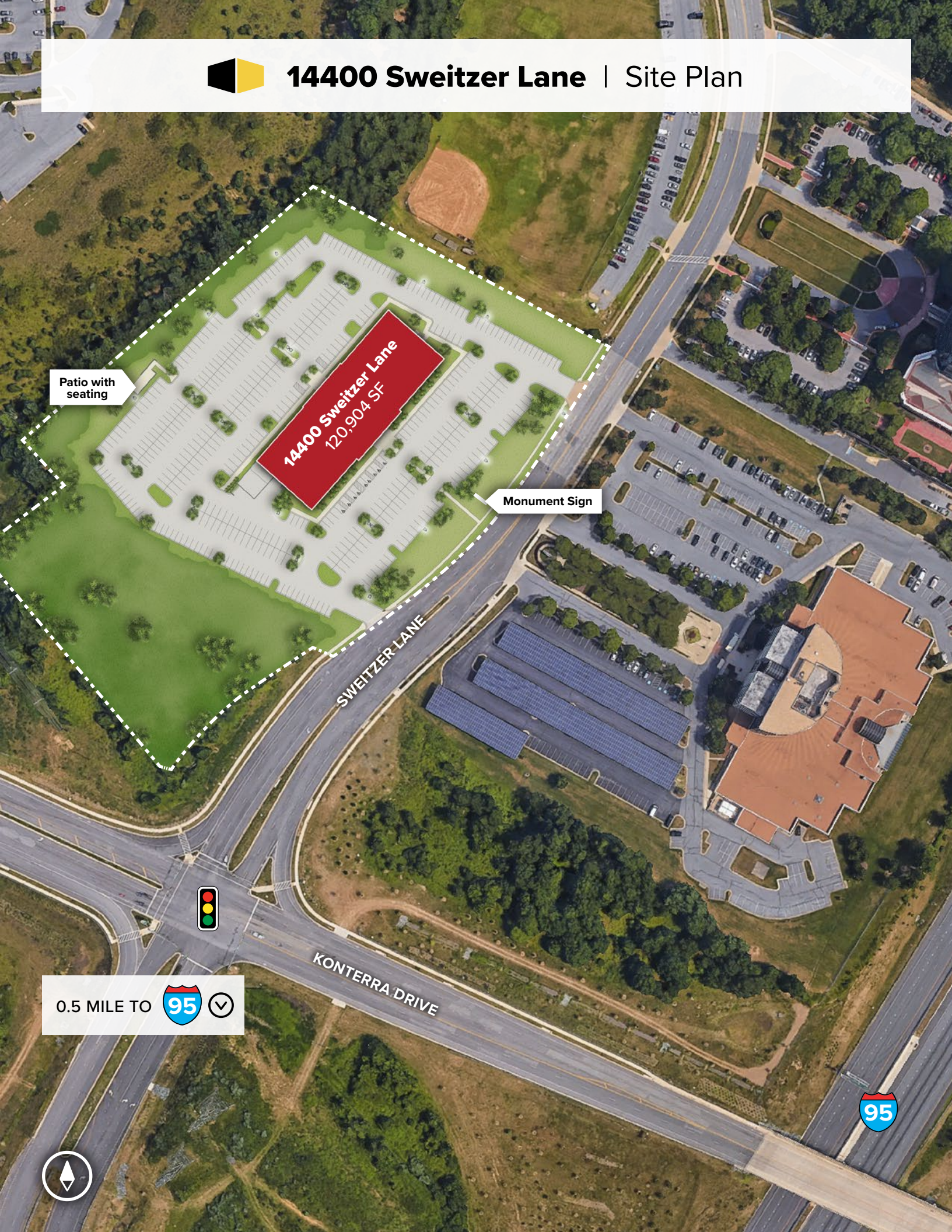
## NEWLY RENOVATED!

*Renovations include overall exterior upgrades, new fixtures and finishes, a tenant exclusive fitness center, plus a self-service market!*





# 14400 Sweitzer Lane | Site Plan



Patio with seating

14400 Sweitzer Lane  
120,904 SF

Monument Sign

SWEITZER LANE

KONTERRA DRIVE

0.5 MILE TO





**Distances to:**

Baltimore, MD (Downtown) .....	23 miles
BWI Airport .....	20 miles
Columbia, MD .....	9 miles
Fort Meade/NSA .....	12 miles
Inter-county Connector (ICC)/MD 200 .....	4 miles
Interstate 95 .....	.5 mile
Interstate 495 .....	8 miles
Interstate 695 (Baltimore Beltway) .....	17 miles
Interstate 295 (B.W. Parkway) .....	5 miles
NASA Goddard .....	12 miles
Washington, D.C. ....	11 miles

# Contact Us

For additional leasing information or to schedule a tour, contact:


**Bill Jautze**

Assistant Vice President, Leasing  
 bjautze@sjpi.com | 410.369.1213

**Corporate Headquarters:**

2560 Lord Baltimore Drive | Baltimore, MD 21244

**410.788.0100 | SJPI.COM**



Scan now to take a virtual tour, download floor plans and more!

**About St. John Properties**

St. John Properties, Inc. is one of the nation's largest and most successful privately held commercial real estate firms. Founded in 1971, the vertically-integrated company develops, owns and manages office, flex/ research and development, warehouse, retail and residential space nationwide.

Connect with us @stjohnprop



*This information contained in this publication has been obtained from sources believed to be reliable. St. John Properties makes no guarantee, warranty or representation about this information. Any projections, opinions, assumptions or estimates used here are for example only and do not represent the current or future performance of the property. Interested parties should conduct an independent investigation to determine whether the property suits their needs. REV 11/23*