

# WENATCHEE VALLEY MALL

511 Valley Mall Pkwy. East Wenatchee, WA 98802

## PROPERTY

## NOTES

Demographics	1 miles	3 miles	5 miles
Population	11,494	60,746	74,199
Avg. HH Income	\$85,011	\$101,268	\$108,037
Total Households	4,146	23,008	28,167

- Located on the east side of State Route 28 - adjacent to the Senator George Stellar Bridge
- GLA: 356,845 SF
- Availabilities: Up to 3500 SF
- Traffic Count: 50,000 VPD State Route 28

## ANCHORS

- Macy's, Sportsman's Warehouse, Ross, Marshalls & Grocery Outlet



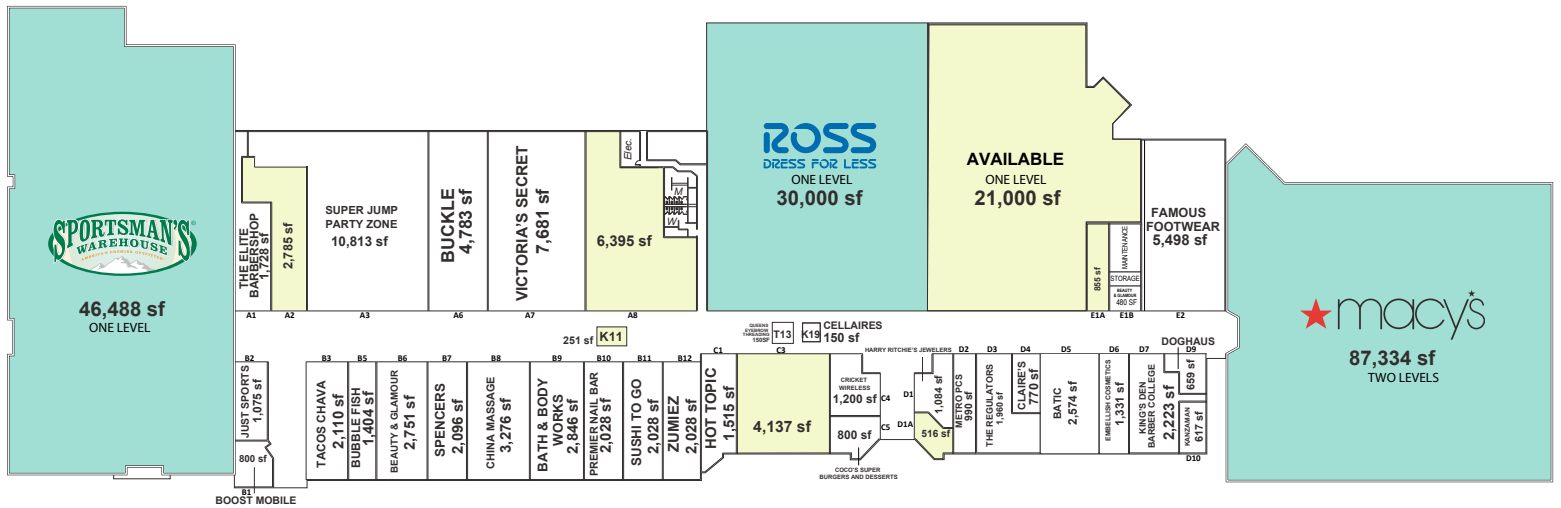
**MASON**  
ASSET MANAGEMENT

T: 516 371.5858  
E: [leasing@masonam.com](mailto:leasing@masonam.com)  
150 Great Neck Road Suite 402  
Great Neck, NY, 11021  
[www.masonam.com](http://www.masonam.com)

# WENATCHEE VALLEY MALL

511 Valley Mall Pkwy. East Wenatchee, WA 98802

## LEASE PLAN



 Leased  Available



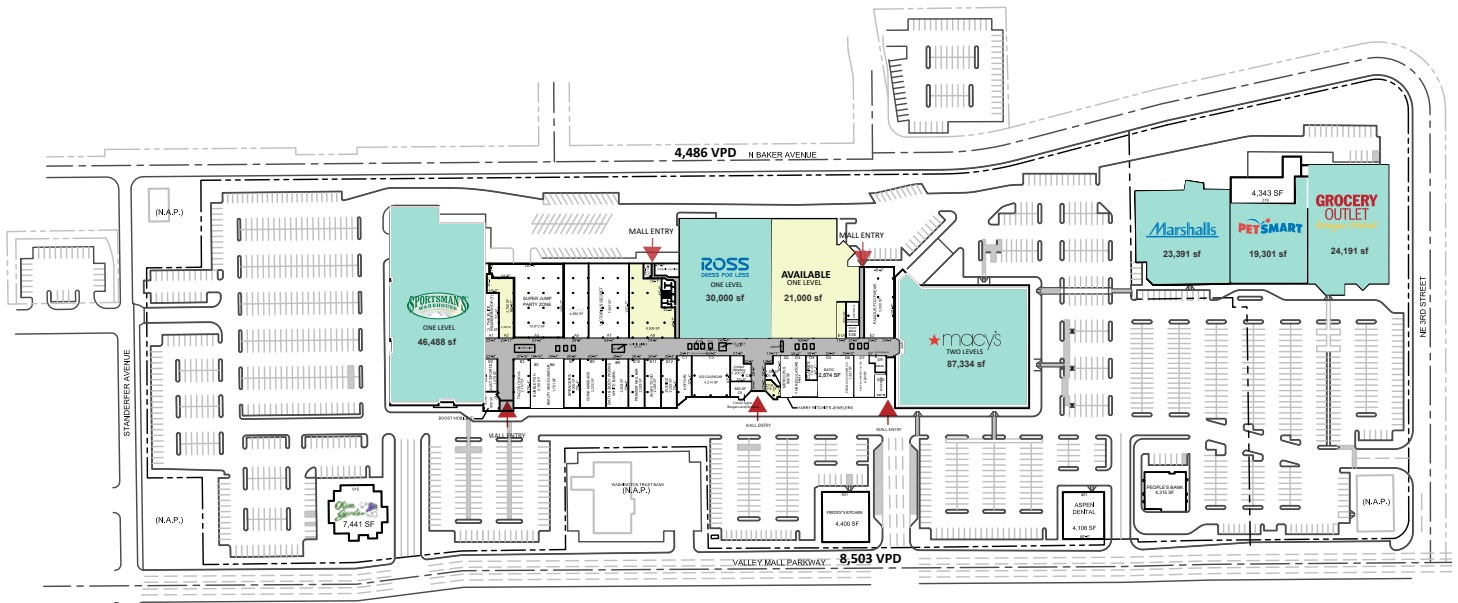
**MASON**  
ASSET MANAGEMENT

T: 516 371.5858  
E: [leasing@masonam.com](mailto:leasing@masonam.com)  
150 Great Neck Road Suite 402  
Great Neck, NY, 11021  
[www.masonam.com](http://www.masonam.com)

# WENATCHEE VALLEY MALL

511 Valley Mall Pkwy. East Wenatchee, WA 98802

## SITE PLAN



**MASON**  
ASSET MANAGEMENT

T: 516 371.5858  
E: [leasing@masonam.com](mailto:leasing@masonam.com)  
150 Great Neck Road Suite 402  
Great Neck, NY, 11021  
[www.masonam.com](http://www.masonam.com)

# WENATCHEE VALLEY MALL

511 Valley Mall Pkwy. East Wenatchee, WA 98802

## RETAILER MAP



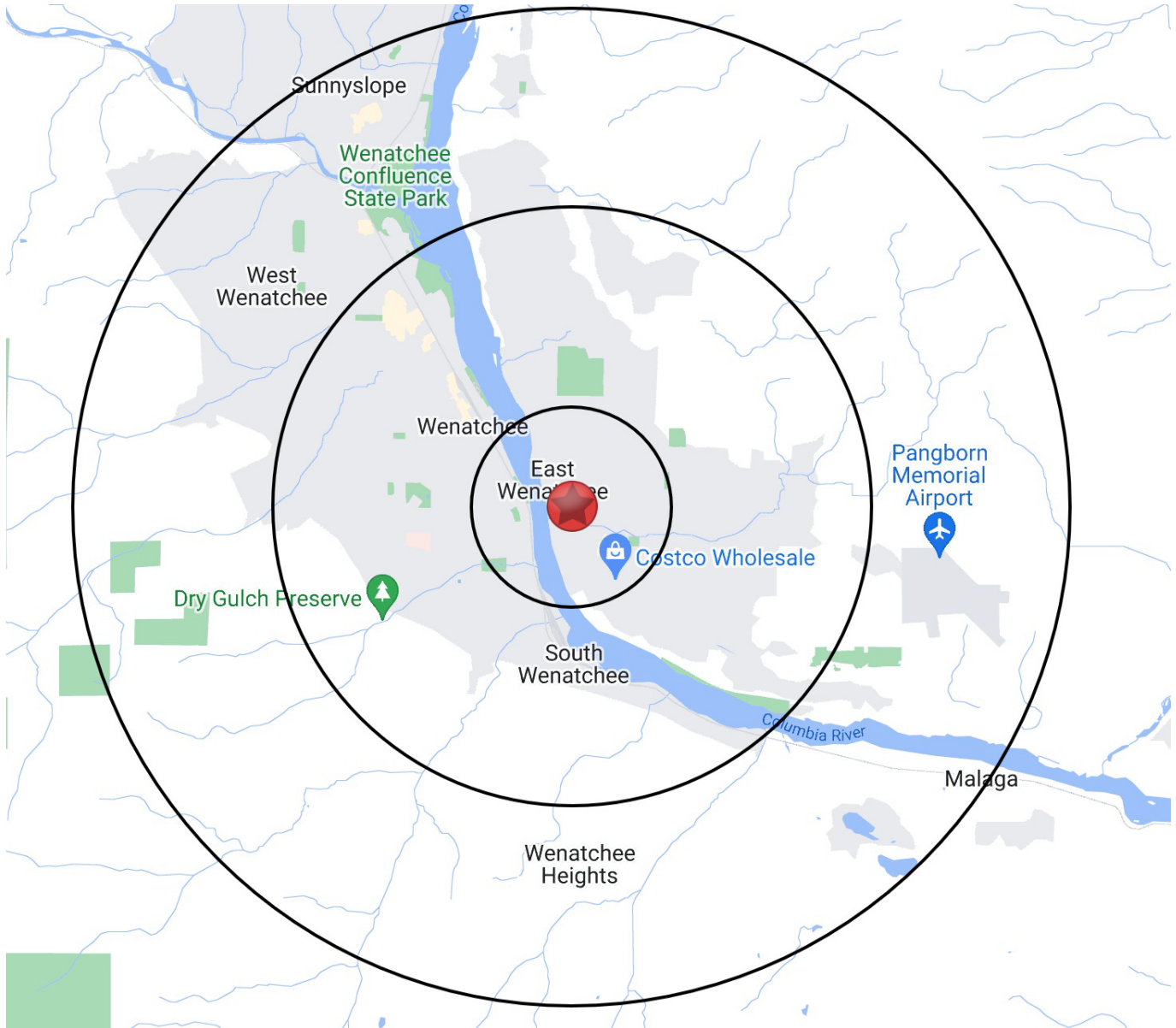
**MASON**  
ASSET MANAGEMENT

T: 516 371.5858  
E: [leasing@masonam.com](mailto:leasing@masonam.com)  
150 Great Neck Road Suite 402  
Great Neck, NY, 11021  
[www.masonam.com](http://www.masonam.com)

# WENATCHEE VALLEY MALL

511 Valley Mall Pkwy. East Wenatchee, WA 98802

## RADIUS MAP



**MASON**  
ASSET MANAGEMENT

T: 516 371.5858  
E: [leasing@masonam.com](mailto:leasing@masonam.com)  
150 Great Neck Road Suite 402  
Great Neck, NY, 11021  
[www.masonam.com](http://www.masonam.com)