


CROW HOLDINGS AT CARTERET



479,700 SF
146,355 SF
FOR LEASE

LESS THAN
0.5 MILES
FROM NJ TPKE



DIVISIBLE



AVAILABLE
IMMEDIATELY



ABUNDANT
LABOR



30-YEAR PILOT

BUILDING OPTIONS

INDUSTRIAL HIGHWAY
SALT MEADOW ROAD

400 Salt Meadow Rd
Building B
334,620 SF - Entire Building
858' 0" x 390' 0"
146,355 SF AVAILABLE

1230' 0"
390' 0"
135'
500 Salt Meadow Rd
Building A
479,700 SF

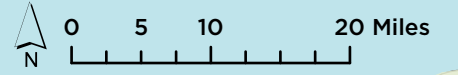
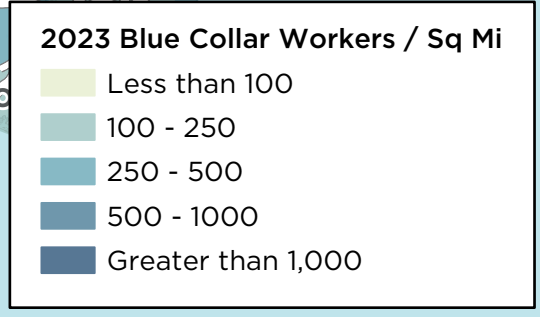
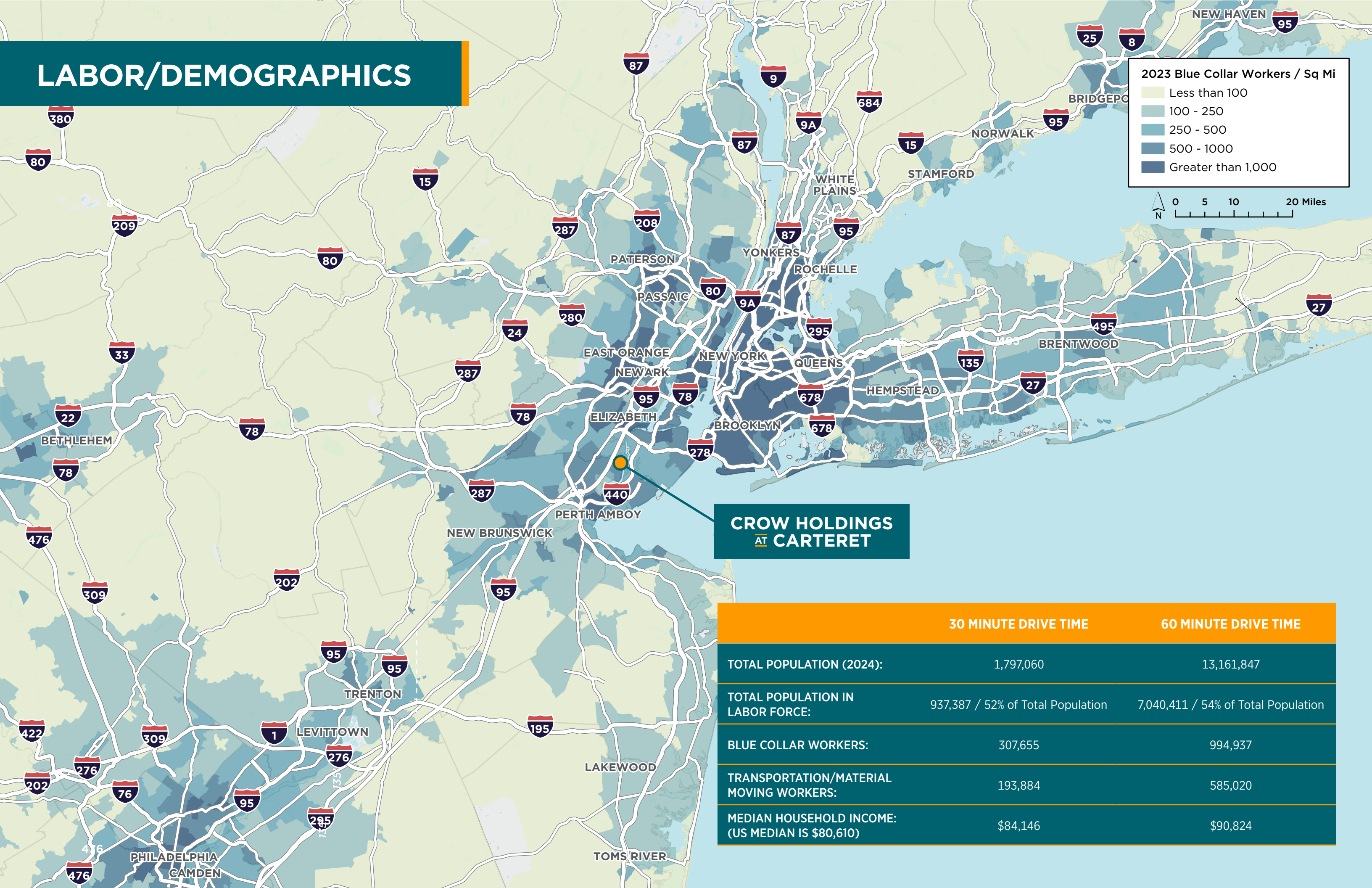
146,355 SF AVAILABLE
LEASED

LEASED

TRAILER
PARKING

	BUILDING A	BUILDING B	BUILDING C	TRAILER LOT
FULL BUILDING SIZE (SF):	479,700 SF	334,620 SF	355,100 SF	—
AVAILABLE (SF):	479,700 SF	146,335 SF	LEASED	—
CLEAR HEIGHT:	40' Clear	40' Clear	40' Clear	—
CAR PARKING:	255	158	164	—
TRAILER PARKING:	70	10	35	161
DOCK DOORS:	76	20	50	—
DRIVE-INS:	2	1	2	—
TYPICAL BAY SIZE:	54'X54'	54'X54'	54'X54'	—
SPEED BAY SIZE:	66'	66'	65'	—
STATUS:	Available Immediately	Available Immediately	Fully Leased	—

LABOR/DEMOGRAPHICS

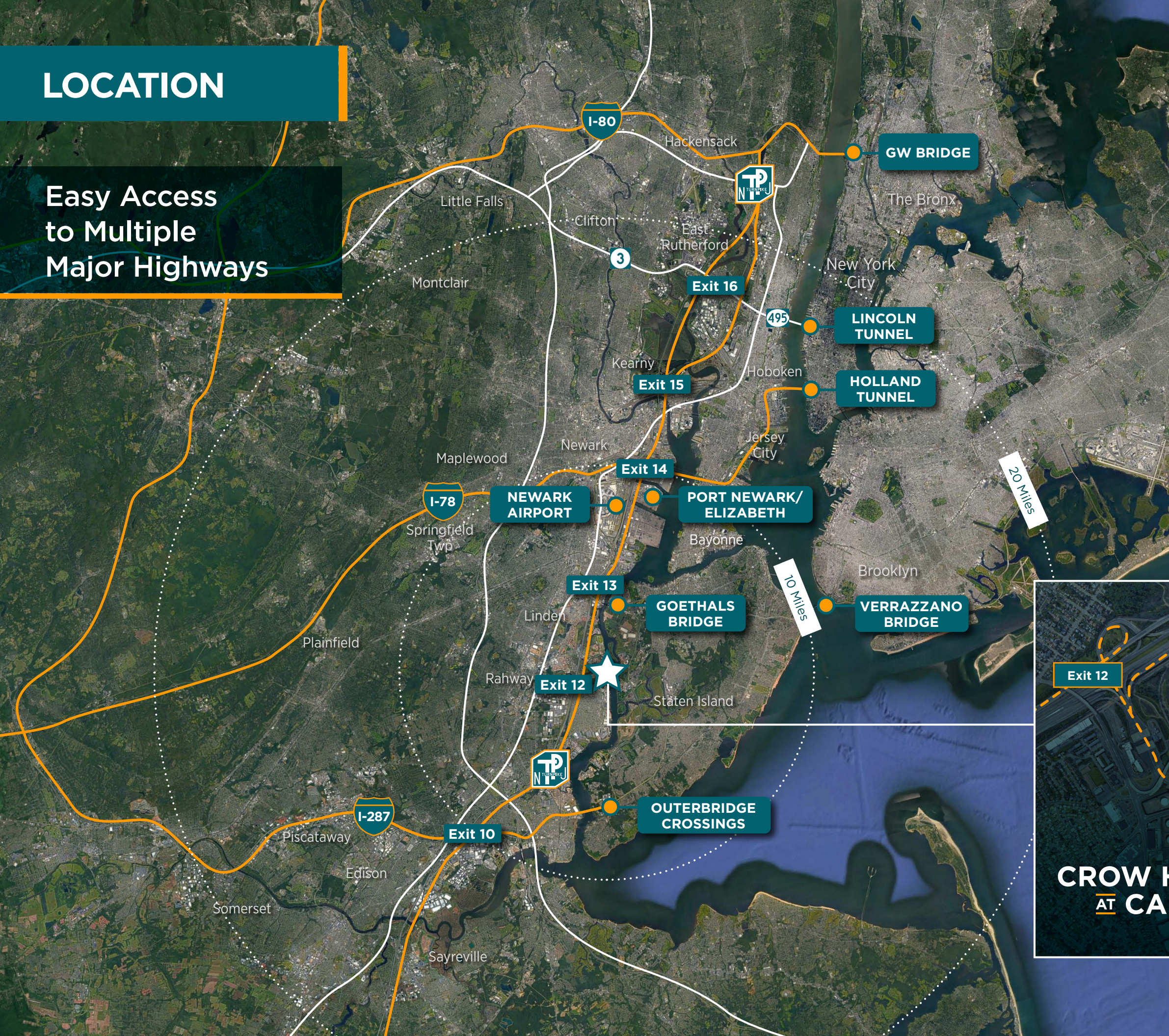


**CROW HOLDINGS
AT CARTERET**

	30 MINUTE DRIVE TIME	60 MINUTE DRIVE TIME
TOTAL POPULATION (2024):	1,797,060	13,161,847
TOTAL POPULATION IN LABOR FORCE:	937,387 / 52% of Total Population	7,040,411 / 54% of Total Population
BLUE COLLAR WORKERS:	307,655	994,937
TRANSPORTATION/MATERIAL MOVING WORKERS:	193,884	585,020
MEDIAN HOUSEHOLD INCOME: (US MEDIAN IS \$80,610)	\$84,146	\$90,824

LOCATION

Easy Access to Multiple Major Highways



DISTANCES TO MAJOR POINTS OF INTEREST	
NJ TPKE EXIT 12	0.5 MILES
GOETHALS BRIDGE	7.8 MILES
NEWARK AIRPORT	8.3 MILES
OUTERBRIDGE CROSSING	11.3 MILES
PORT NEWARK/ELIZABETH	13 MILES
VERRAZANO BRIDGE	14.3 MILES
HOLLAND TUNNEL	18.3 MILES
LINCOLN TUNNEL	20.5 MILES
GEORGE WASHINGTON BRIDGE	28.5 MILES

CROW HOLDINGS AT CARTERET

500 Salt Meadow Rd Building A
479,700 SF

146,394 SF AVAILABLE

TRAILER PARKING
161 SPACES

Exit 12

**CROW HOLDINGS
AT CARTERET**

Exit 12



PLEASE SCAN TO VIEW WEBSITE
www.crowholdingsatcarteret.com

For more information, please contact:

STAN DANZIG

Vice Chairman
+1 201 460 3388
stan.danzig@cushwake.com

JULES J. NISSIM

Vice Chairman
+1 201 460 3384
jules.nissim@cushwake.com

KIMBERLY BACH

Senior Director
+1 732 403 7714
kimberly.bach@cushwake.com

CLARK MACHEMER

*Crow Holdings Development
Senior Managing Director*

BRAD VANDER VLIET

*Crow Holdings Development
Vice President, Industrial*

Cushman & Wakefield of New Jersey, LLC
Licensed Real Estate Broker
One Meadowlands Plaza, East Rutherford, NJ 07073
Phone: +1 201 935 4000 | cushmanwakefield.com

CROW HOLDINGS
DEVELOPMENT

