

WENATCHEE VALLEY MALL

511 Valley Mall Pkwy. East Wenatchee, WA 98802

PROPERTY

NOTES

Demographics	1 miles	3 miles	30 min Drive Time
Population	10,891	59,467	87,203
Avg. HH Income	\$56,329	\$72,846	\$81,258
Total Households	3,944	22,829	33,606

- Located on the east side of State Route 28 - adjacent to the Senator George Stellar Bridge
- GLA: 356,845 SF
- Availabilities: Up to 3500 SF
- Traffic Count: 50,000 VPD State Route 28

ANCHORS

- Macy's, Sportsman's Warehouse, Ross, Marshalls & Grocery Outlet



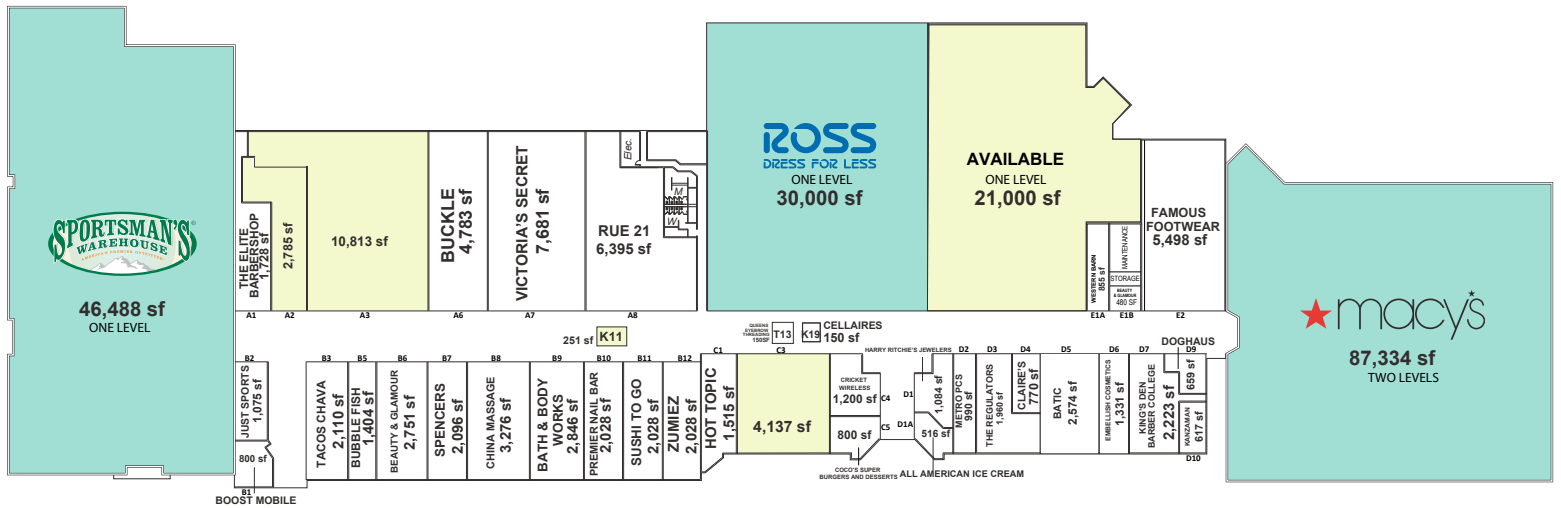
MASON
ASSET MANAGEMENT

T: 516 371.5858
E: leasing@masonam.com
150 Great Neck Road Suite 402
Great Neck, NY, 11021
www.masonam.com

WENATCHEE VALLEY MALL

511 Valley Mall Pkwy. East Wenatchee, WA 98802

LEASE PLAN



Leased

 Available




MASON
ASSET MANAGEMENT

T: 516 371.5858
 E: leasing@masonam.com
 150 Great Neck Road Suite 402
 Great Neck, NY, 11021
www.masonam.com


WENATCHEE VALLEY MALL

511 Valley Mall Pkwy. East Wenatchee, WA 98802

LEASE PLAN
PLAZA



Leased



Available



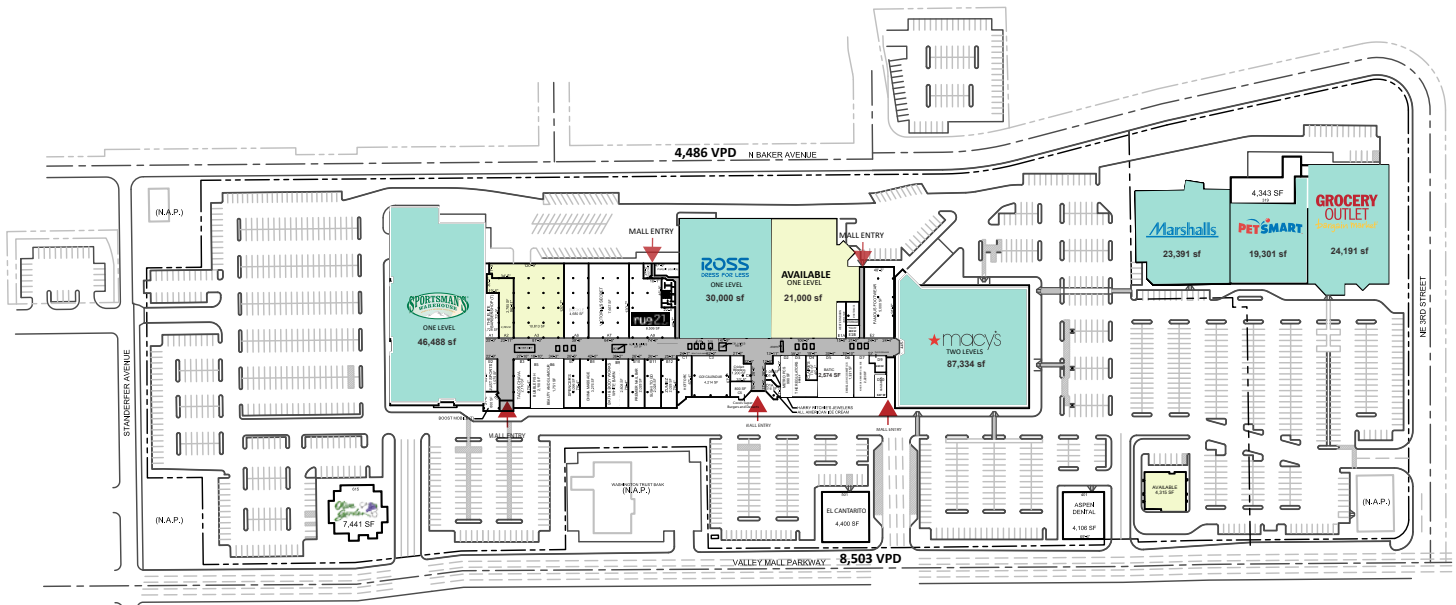
MASON
ASSET MANAGEMENT

T: 516 371.5858
E: leasing@masonam.com
150 Great Neck Road Suite 402
Great Neck, NY, 11021
www.masonam.com

WENATCHEE VALLEY MALL

511 Valley Mall Pkwy. East Wenatchee, WA 98802

SITE PLAN



MASON
ASSET MANAGEMENT

T: 516 371.5858
E: leasing@masonam.com
150 Great Neck Road Suite 402
Great Neck, NY, 11021
www.masonam.com

WENATCHEE VALLEY MALL

511 Valley Mall Pkwy. East Wenatchee, WA 98802

RETAILER MAP



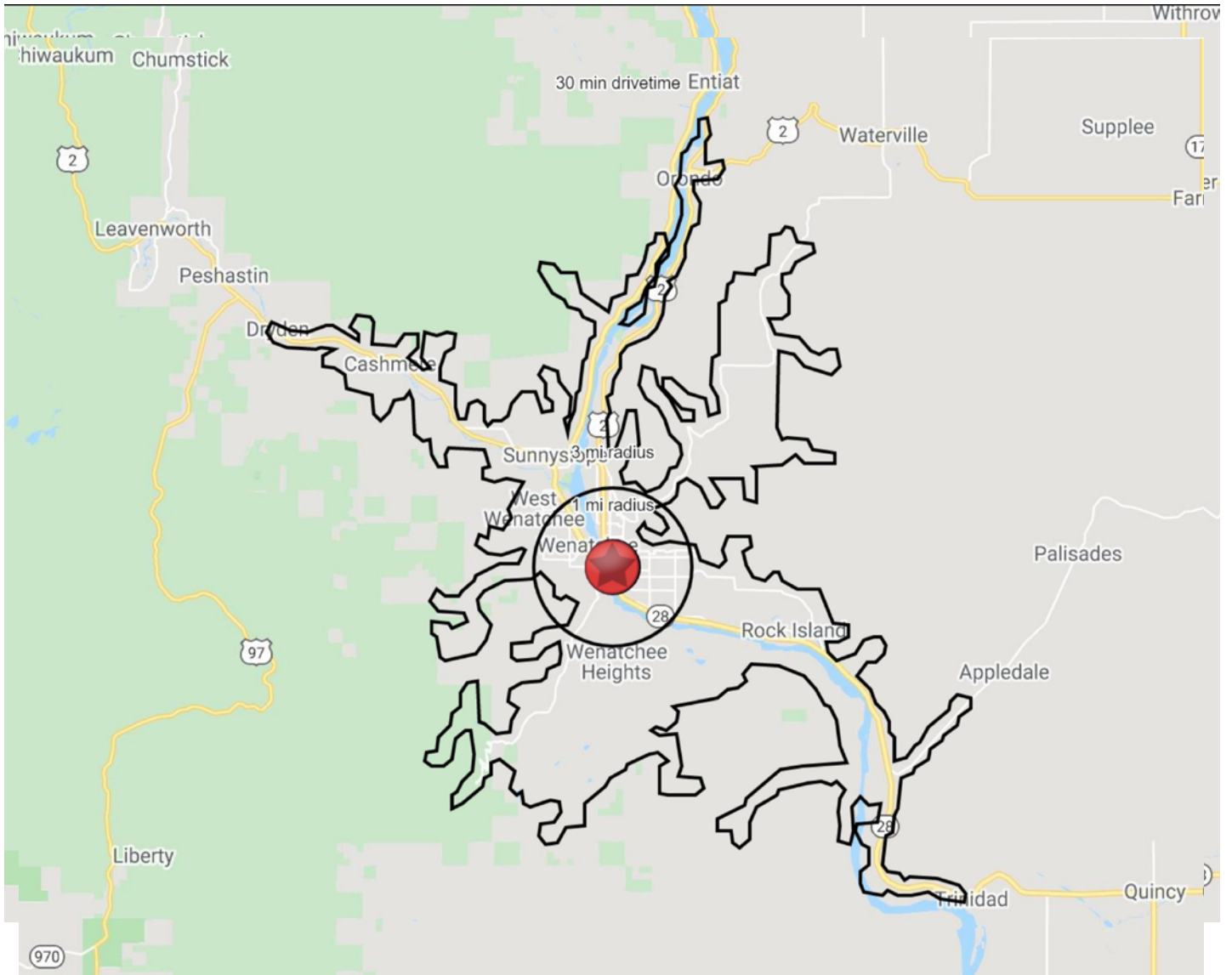
MASON
ASSET MANAGEMENT

T: 516 371.5858
E: leasing@masonam.com
150 Great Neck Road Suite 402
Great Neck, NY, 11021
www.masonam.com

WENATCHEE VALLEY MALL

511 Valley Mall Pkwy. East Wenatchee, WA 98802

RADIUS MAP



MASON
ASSET MANAGEMENT

T: 516 371.5858
E: leasing@masonam.com
150 Great Neck Road Suite 402
Great Neck, NY, 11021
www.masonam.com