

FOR LEASE

6,750 SF Building | 2,860 SF Ground Floor Available

3902 NE Sandy Blvd, Portland, OR 97232



FOR LEASE: \$15/SF/YR NNN

Building Area: \pm 6,750 RSF

Land Area: \pm 7,150 SF (0.16 Acres)

Zoning: CM3 Commercial Mixed Use

Land Use: Retail, Office, Residential

- Opportunity for Single Tenant or Demised Suites

- High Exposure Location in the Hollywood
- 19 Parking Spaces On-Site
- \pm 24k ADT on Sandy / \pm 11k ADT on 39th
- I-84 Access: Exit 2 On/Off Ramps within 0.2 Miles
- Nearby Retail: Whole Foods, Trader Joe's, New Seasons, Grocery Outlet, Fred Meyer & more

GRANT GUERNSEY

Vice President
+1 503 407 4982
grant.guernsey@kidder.com

JIM LEWIS

Senior Director
+1 503 279 1743
jim.lewis@cushwake.com

BRAD CARNESE

Managing Director
+1 503 504 0102
brad.carnese@cushwake.com

FOR LEASE

Up to ±5,250 SF Available (Combine 4,760 & 490 SF Suites)

3902 NE Sandy Blvd, Portland, OR 97232

FLOOR PLAN

- Suite 1 | Ground & Upper Floor**
Available ± 2,860 SF (Ground)
Available ± 1,900 SF (Upper)
Total Available ± 4,760 SF
- Suite 2 | Ground Floor**
± 1,500 SF
LEASED!
- Suite 3 | Ground Floor**
± 490 SF
Floor: Ground
Available
- Combine for 5,250 SF

Upper Floor






Ground Floor

FOR LEASE

Up to ±5,250 SF Available (Combine 4,760 & 490 SF Suites)

3902 NE Sandy Blvd, Portland, OR 97232

PHOTOS



GRANT GUERNSEY
Vice President
+1 503 407 4982
grant.guernsey@kidder.com

JIM LEWIS
Senior Director
+1 503 279 1743
jim.lewis@cushwake.com

BRAD CARNESE
Managing Director
+1 503 504 0102
brad.carnese@cushwake.com



200 SW Market Ste 200 Portland, OR 97201
cushmanwakefield.com



FOR LEASE

Up to ±5,250 SF Available (Combine 4,760 & 490 SF Suites)

3902 NE Sandy Blvd, Portland, OR 97232

MAJOR RETAIL & EMPLOYERS

