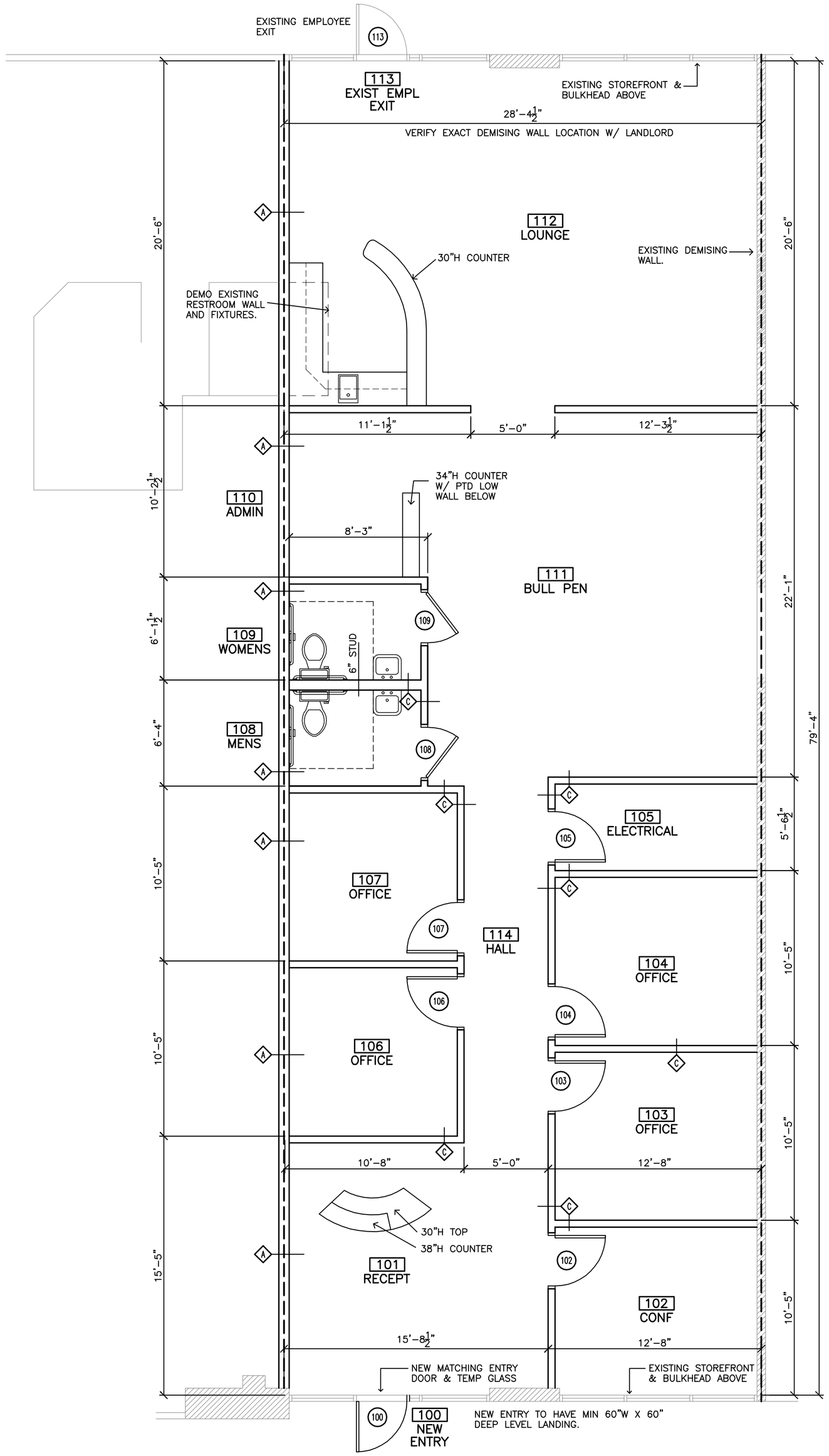

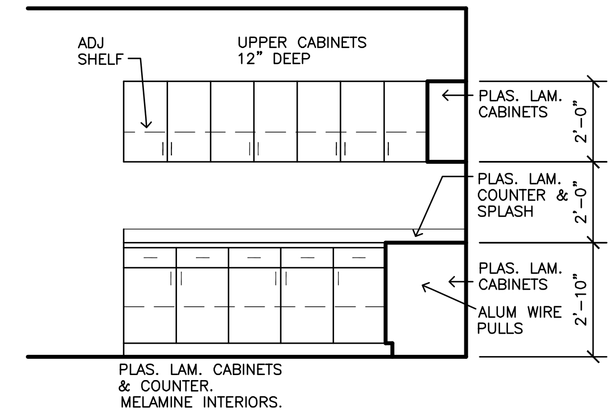

2 cabinet elevation
scale: 3/8" = 1'-0"

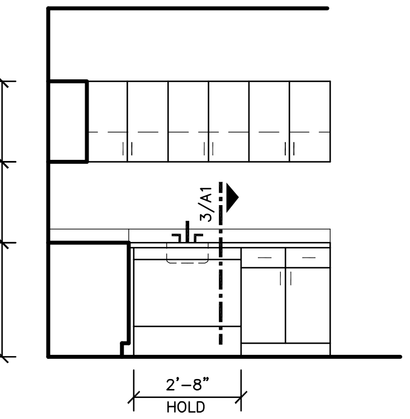

3 cabinet elevation
scale: 3/8" = 1'-0"

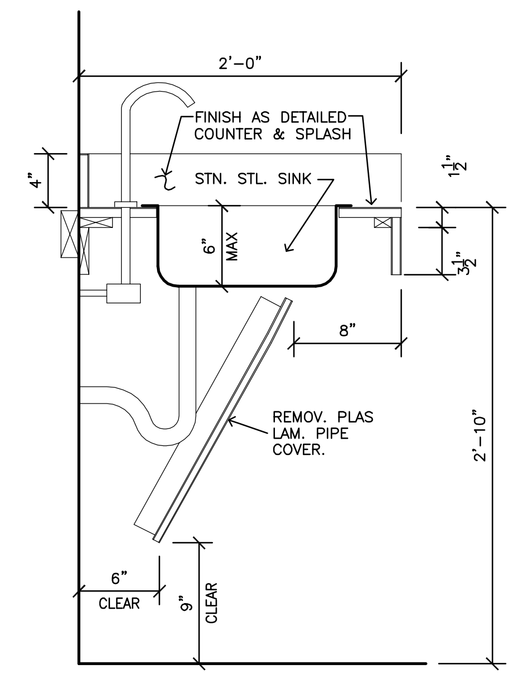

4 cabinet section
scale: 1 1/2" = 1'-0"

PLAN NOTES

CONTINUOUS GYP. BD. METAL FRAMED STUD WALLS TO BOTTOM OF ROOF DECK SHALL HAVE VERTICAL EXPANSION JOINTS (BOTH SIDES) ON CONTINOUS WALLS GREATER THAN 20 FEET IN LENGTH. ALL FULL HEIGHT WALLS THAT EXTEND TO BOTTOM OF ROOF DECK SHALL HAVE CONTINOUS METAL STUD SLIP TRACK AT TOP TO ALLOW FOR HEAVING.

FLOOR PLAN KEY NOTES

C WALL PARTITION TYPE – SEE PARTITION INFORMATION – COVER

2 DOOR TAG – SEE SHEET A3

ALL SLAB CUTS & POUR BACKS MUST BE DOWELED AT 16" O.C., PROTECTED W/ VAPOR BARRIER AND PATCHED BACK W/ EQUAL OR GREATER MATERIALS THAN EXISTING. PROVIDE MIN 3000 CONCRETE PSI POUR BACK. SOIL RETURNED TO TRENCHES MUST MATCH SOIL CONDITIONED FOR ORIGINAL SLAB TO MAINTAIN SOIL CONTINUITY.

PLAN NOTE:
GENERAL CONTRACTOR TO FULLY LAYOUT SPACE PRIOR TO ANY FRAMING–CONTACT OWNER/ ARCHITECT IF DISCREPANCIES ARE FOUND

VERIFY ALL NEW DIMISING WALL DIMS WITH THE LANDLORD PRIOR TO PLACING FRAMING.

north

1 floor plan
scale: 1/4" = 1'-0"

Architecture · Design · Planning

Matthew King
Architect

Phone: 469-742-0678
mattking@mkingarchitect.com

©Matthew King Architect

REGISTERED ARCHITECT MATTHEW KING 17957 STATE OF TEXAS

September 26, 2012

Project:

Office Finish-out

Coldwell Banker Apex Realtors
18800 Preston Road Suite 312
Dallas, Texas 75252

Scale: as noted

Issue For:

Permit Issue: September 26, 2012

A1 FLOOR PLAN

Sheet Number