

# 1733 E 75TH STREET

1733 EAST 75TH STREET, CHICAGO, IL



## OFFERING SUMMARY

Lease Rate:	\$14.77 SF/yr (MG)
Available SF:	1,300 SF
Number of Units:	1
Zoning:	C1-2
Market:	Chicago
Submarket:	South Shore

## PROPERTY OVERVIEW

33 Realty is pleased to present for lease 1733 E 75th, a 1,300 SF ground floor commercial space.

The property was previously occupied by a hair salon and is zoned C1-2.

Tenants are responsible for monthly rent (\$1,600/month), electric, and gas.

PRESENTED BY: **GENE  
HART**  
BROKER  
219.465.8584  
[gene.hart@33realty.com](mailto:gene.hart@33realty.com)

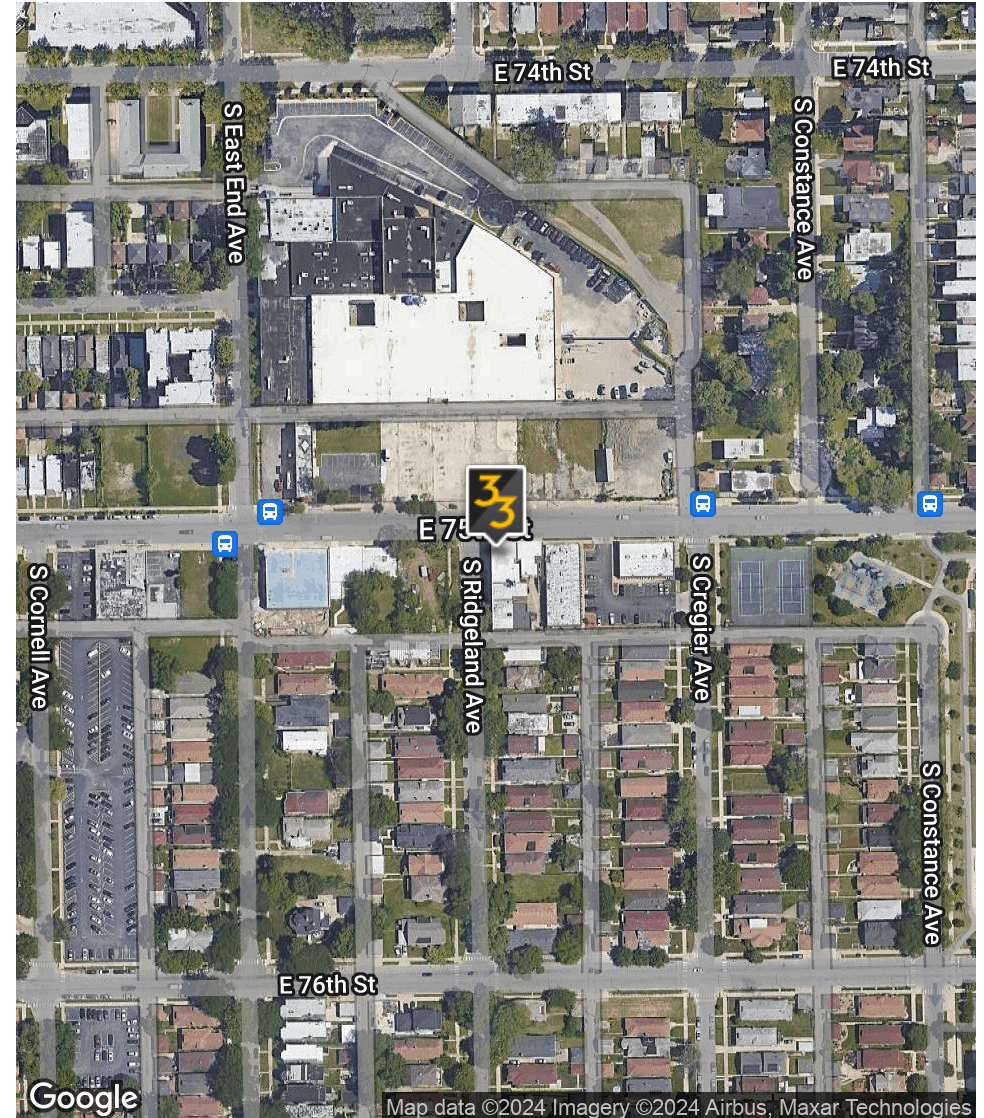
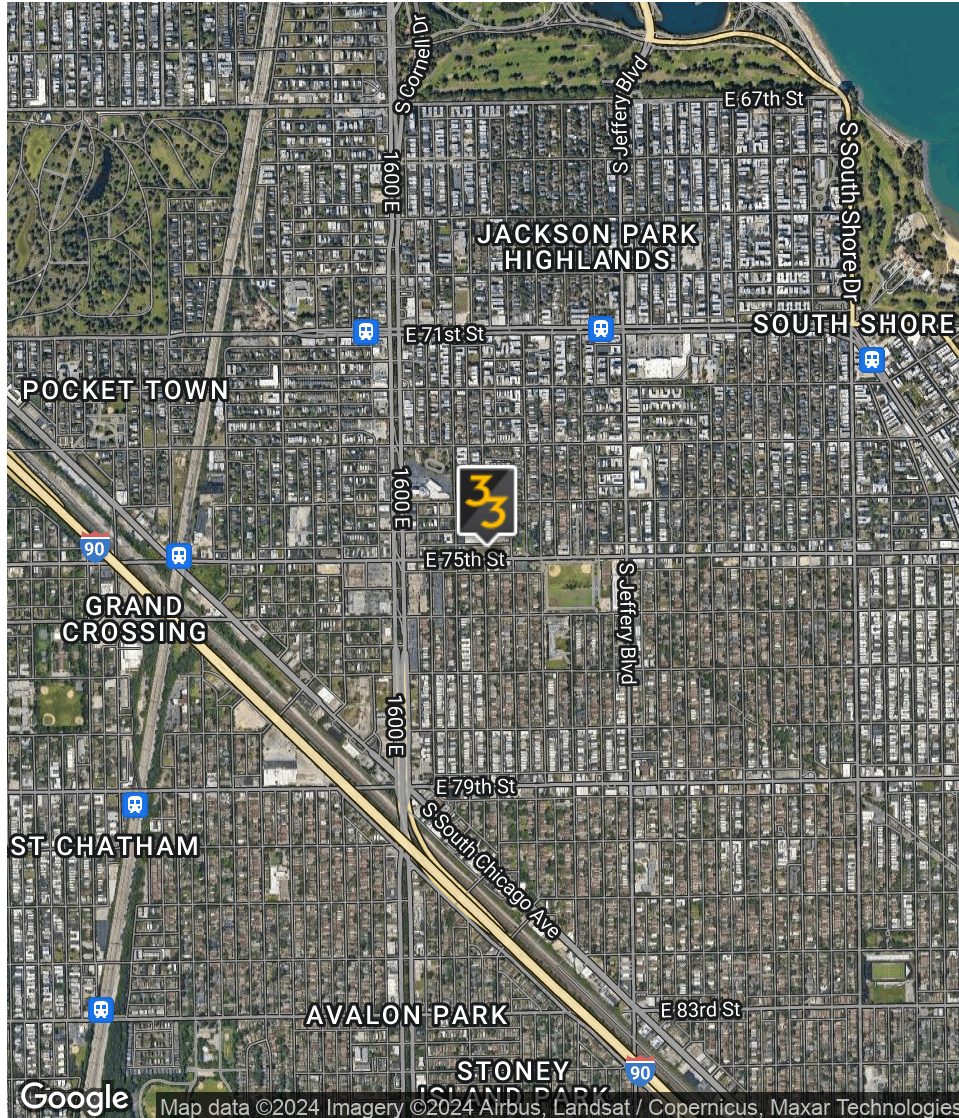




# 1733 E 75TH STREET

1733 EAST 75TH STREET, CHICAGO, IL

33



PRESENTED BY: **GENE HART**  
BROKER  
219.465.8584  
[gene.hart@33realty.com](mailto:gene.hart@33realty.com)





# 1733 E 75TH STREET

1733 EAST 75TH STREET, CHICAGO, IL

33



PRESENTED BY: **GENE  
HART**  
BROKER  
219.465.8584  
[gene.hart@33realty.com](mailto:gene.hart@33realty.com)





# 1733 E 75TH STREET

1733 EAST 75TH STREET, CHICAGO, IL

33



PRESENTED BY: **GENE HART**  
BROKER  
219.465.8584  
[gene.hart@33realty.com](mailto:gene.hart@33realty.com)





# 1733 E 75TH STREET

1733 EAST 75TH STREET, CHICAGO, IL

33

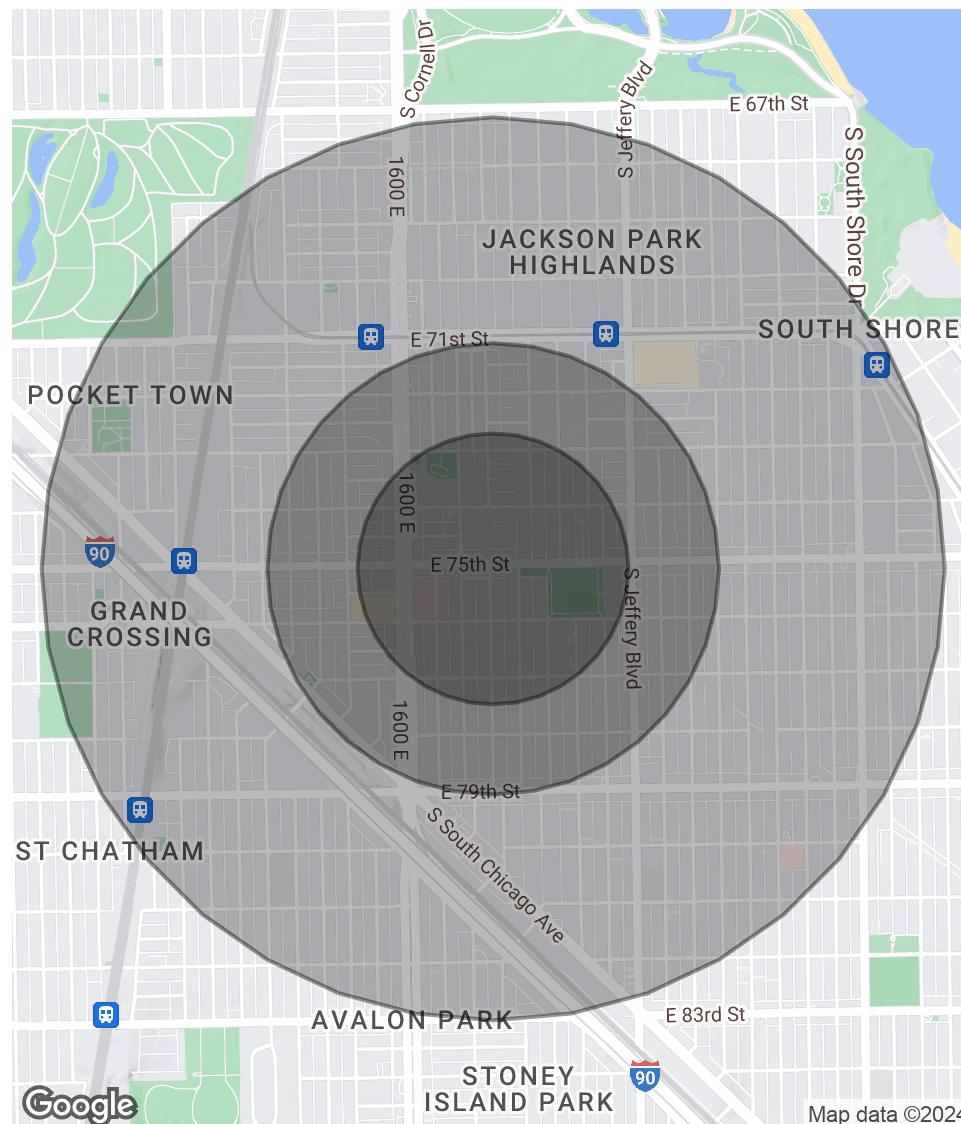
## POPULATION

	0.3 MILES	0.5 MILES	1 MILE
Total Population	2,027	11,535	39,481
Average Age	42	41	41
Average Age (Male)	40	39	39
Average Age (Female)	45	42	42

## HOUSEHOLDS & INCOME

	0.3 MILES	0.5 MILES	1 MILE
Total Households	907	5,221	17,990
# of Persons per HH	2.2	2.2	2.2
Average HH Income	\$59,715	\$59,538	\$60,323
Average House Value	\$305,039	\$279,852	\$298,413

*Demographics data derived from AlphaMap*



PRESENTED BY: **GENE HART**  
BROKER  
219.465.8584  
[gene.hart@33realty.com](mailto:gene.hart@33realty.com)

