



# 2710 WECK DRIVE

2710 WECK DRIVE DURHAM, NORTH CAROLINA 27709

±108,750 SF INDUSTRIAL SPACE FOR LEASE

# 2710 WECK DRIVE

## INDUSTRIAL SPACE FOR LEASE

### BUILDING FEATURES

ADDRESS	2710 Weck Drive
CITY	Durham
STATE	North Carolina
COUNTY	Durham
DATE AVAILABLE	Immediately
LEASE RATE	Call for Details
TICAM	Estimate \$1.87/SF
TAX PARCEL ID #	157271
BUILDING TYPE	Warehouse
ZONING	Industrial Park (IP) <a href="#">ZONING LINK</a>
NUMBER OF BUILDINGS	One (1)
BUILDING DIMENSIONS	241'8" x 450'
TOTAL SF	108,750 SF
AVAILABLE SF	108,750 SF
OFFICE SF	3,349 SF
BAY SIZE	10,845 SF

EXTERIOR WALL MATERIAL	Reinforced concrete
ROOFING MATERIAL	White TPO
FENCING	Fenced in truck court
YEAR BUILT	1983
NO. OF ACRES	7.4 ACRES
TRUCK COURT DEPTH	110'
CEILING HEIGHT	23'
LIGHTING	LED
COLUMN SPACING	40' x 45'
SPRINKLER SYSTEM/TYPE	Wet
	Seven (7) Dock-High Doors
LOADING DOCK	One (1) Drive-In (12' x 14')
	Three (3) Knockout Panels
ELECTRICAL CAPACITY	3 phase, 277/480 volt
NATURAL GAS SERVICE PROVIDER	Dominion Energy
WATER AND SEWER PROVIDER	City of Durham
ELECTRICAL PROVIDER	Duke Energy

**JACKSON RIVES**  
Principal, Industrial Services  
(919) 656 2816  
jackson.rives@foundrycommercial.com

**JORDAN RIVES**  
Vice President  
(336) 688 4702  
jordan.rives@foundrycommercial.com

**JEFF STEPHENS, SIOR**  
Partner  
(919) 320 6985  
jeff.stephens@foundrycommercial.com

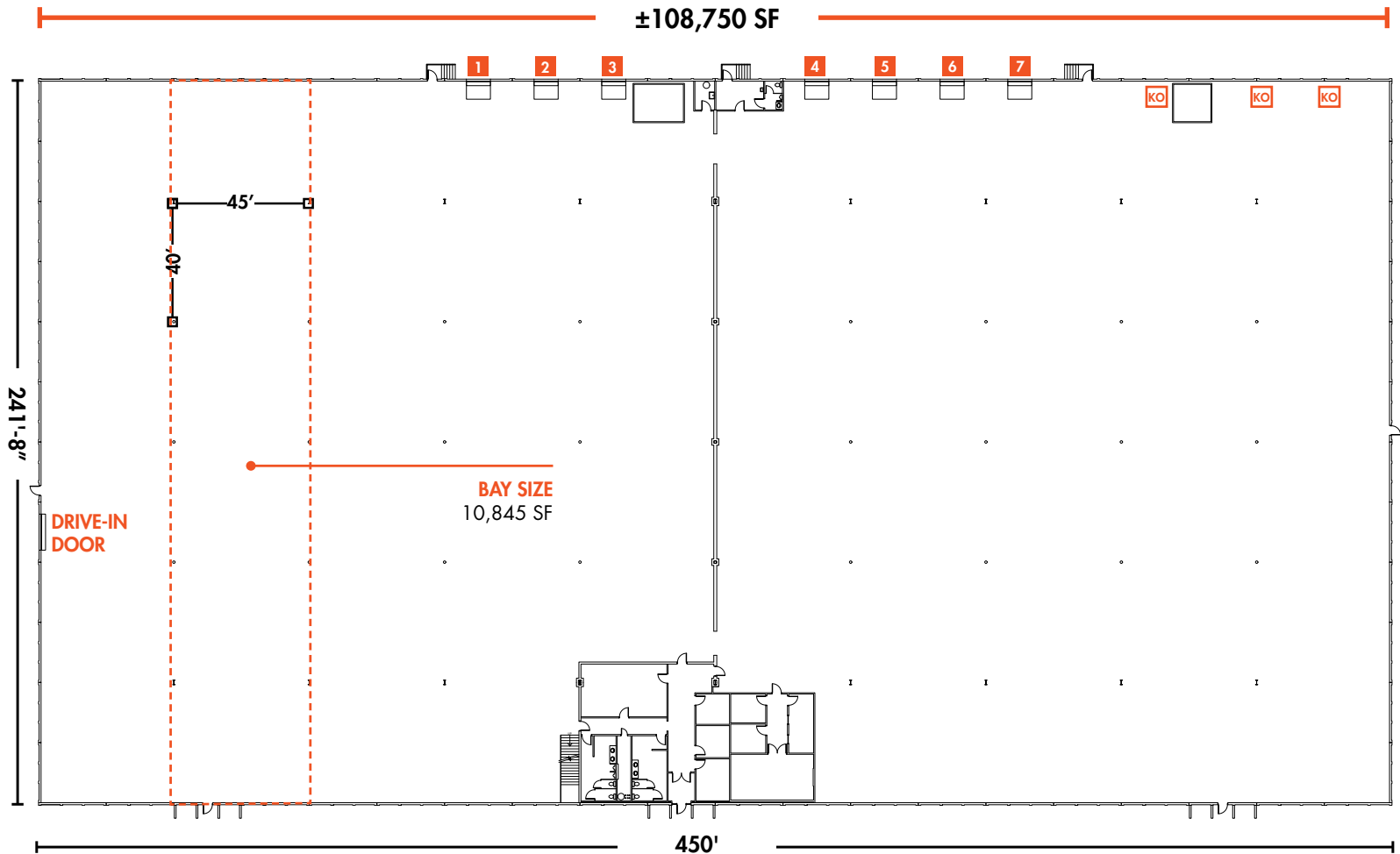


foundrycommercial.com

Although the information contained herein was provided by sources believed to be reliable, Foundry Commercial makes no representation, expressed or implied, as to its accuracy and said information is subject to errors, omissions or changes.

# 2710 WECK DRIVE

## INDUSTRIAL SPACE FOR LEASE



### KEY:

**Warehouse:** 105,401 SF

**Office:** 3,349 SF

**Dock Doors:** 7

**Drive-In Door:** 1

**Knock-Out:** 3

**Sprinkler:** ESFR

**Lighting:** LED

**D** DOCK DOOR  
**KO** KNOCK OUT

### JACKSON RIVES

Principal, Industrial Services

(919) 656 2816

[jackson.rives@foundrycommercial.com](mailto:jackson.rives@foundrycommercial.com)

### JORDAN RIVES

Vice President

(336) 688 4702

[jordan.rives@foundrycommercial.com](mailto:jordan.rives@foundrycommercial.com)

### JEFF STEPHENS, SIOR

Partner

(919) 320 6985

[jeff.stephens@foundrycommercial.com](mailto:jeff.stephens@foundrycommercial.com)

**FOUNDRY**  
COMMERCIAL

[foundrycommercial.com](http://foundrycommercial.com)

Although the information contained herein was provided by sources believed to be reliable, Foundry Commercial makes no representation, expressed or implied, as to its accuracy and said information is subject to errors, omissions or changes.

# 2710 WECK DRIVE INDUSTRIAL SPACE FOR LEASE

## AREA EMPLOYERS



**JACKSON RIVES**  
Principal, Industrial Services  
(919) 656 2816  
jackson.rives@foundrycommercial.com

**JORDAN RIVES**  
Vice President  
(336) 688 4702  
jordan.rives@foundrycommercial.com

**JEFF STEPHENS, SIOR**  
Partner  
(919) 320 6985  
jeff.stephens@foundrycommercial.com

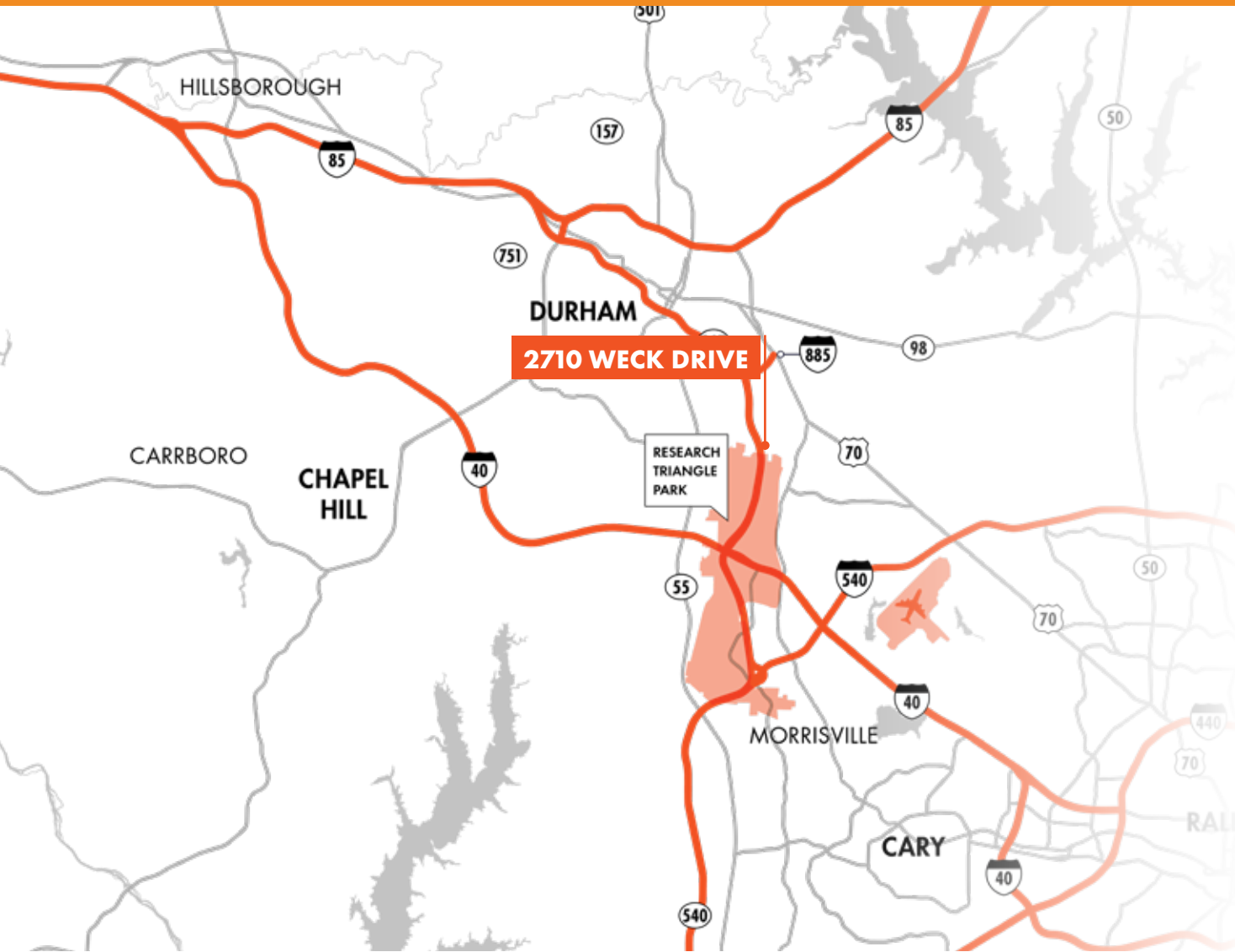
Although the information contained herein was provided by sources believed to be reliable, Foundry Commercial makes no representation, expressed or implied, as to its accuracy and said information is subject to errors, omissions or changes.

**FOUNDRY**  
COMMERCIAL

[foundrycommercial.com](http://foundrycommercial.com)

# 2710 WECK DRIVE

## INDUSTRIAL SPACE FOR LEASE



### LOCATION & ACCESS

#### INTERSTATES

Uninterrupted distribution to every major market in the United States

	Interstate 40	3 miles
	Interstate 540	4.6 miles
	Interstate 440	16.5 miles
	Interstate 85	17 miles
	US Highway 1	17.5 miles
	Interstate 87	32 miles

**JACKSON RIVES**  
Principal, Industrial Services  
(919) 656 2816  
jackson.rives@foundrycommercial.com

**JORDAN RIVES**  
Vice President  
(336) 688 4702  
jordan.rives@foundrycommercial.com

**JEFF STEPHENS, SIOR**  
Partner  
(919) 320 6985  
jeff.stephens@foundrycommercial.com

**FOUNDRY**  
COMMERCIAL

[foundrycommercial.com](http://foundrycommercial.com)

Although the information contained herein was provided by sources believed to be reliable, Foundry Commercial makes no representation, expressed or implied, as to its accuracy and said information is subject to errors, omissions or changes.

# 2710 WECK DRIVE

## INDUSTRIAL SPACE FOR LEASE

### LOCATION & ACCESS



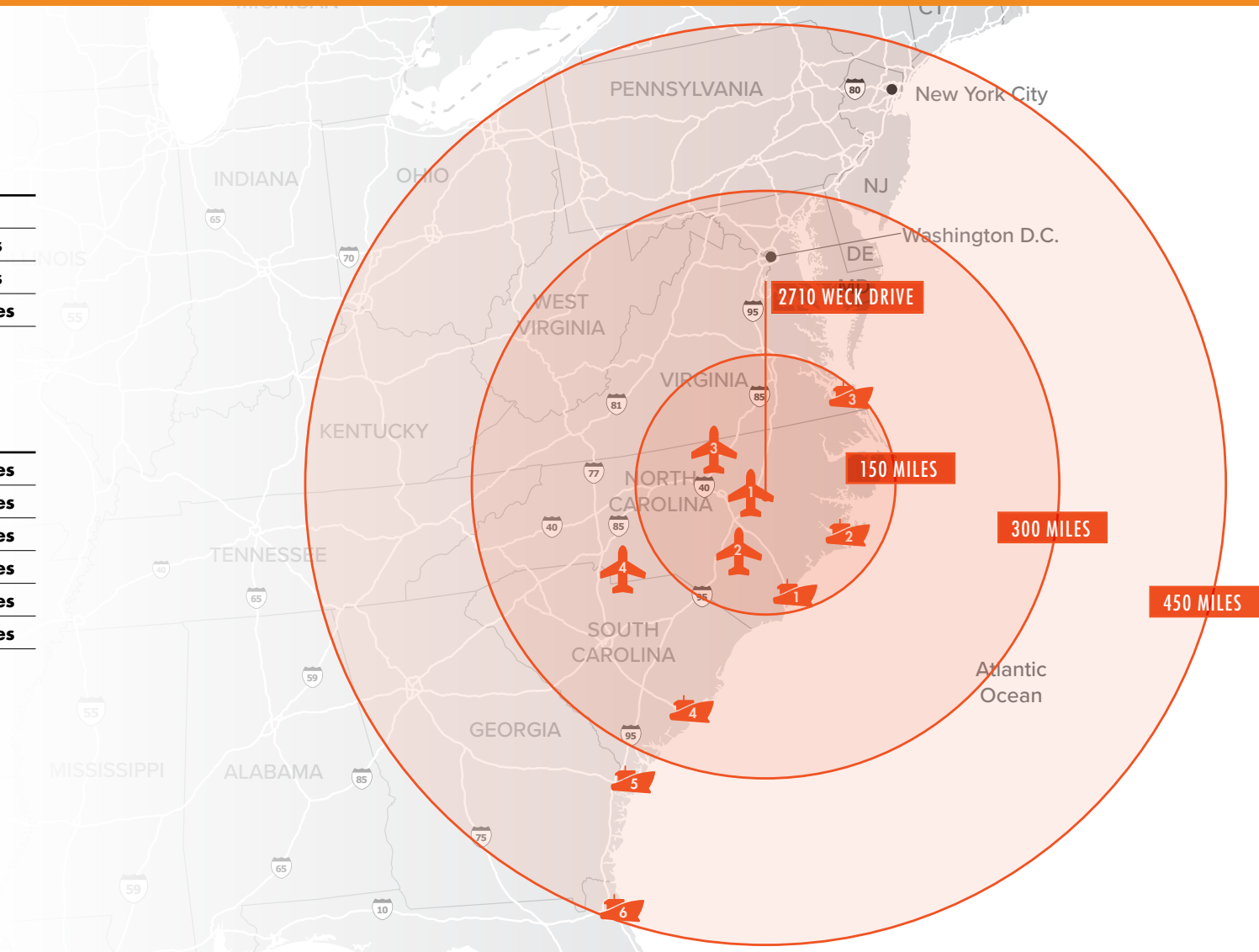
#### AIRPORTS

1	Raleigh-Durham International	7 miles
2	Fayetteville Regional	92 miles
3	Piedmont Triad International	76 miles
4	Charlotte Douglas International	153 miles



#### SEAPORTS

1	Wilmington, NC	155 miles
2	Morehead City, NC	182 miles
3	Norfolk, VA	187 miles
4	Charleston, SC	303 miles
5	Savannah, GA	332 miles
6	Jacksonville, FL	478 miles



#### JACKSON RIVES

Principal, Industrial Services  
(919) 656 2816  
jackson.rives@foundrycommercial.com

#### JORDAN RIVES

Vice President  
(336) 688 4702  
jordan.rives@foundrycommercial.com

#### JEFF STEPHENS, SIOR

Partner  
(919) 320 6985  
jeff.stephens@foundrycommercial.com

**FOUNDRY**  
COMMERCIAL

foundrycommercial.com

Although the information contained herein was provided by sources believed to be reliable, Foundry Commercial makes no representation, expressed or implied, as to its accuracy and said information is subject to errors, omissions or changes.