

For Lease

Sanlando Commerce Center

2,500 SF | \$14.00 / SF



224 West Central Pkwy

Altamonte Springs, Florida 32714

Property Highlights

- (2) 2,500± SF office/warehouse units available 03/01
- Great value rates
- Highly visible corner at Douglas Avenue & West Central Parkway
- Great location near I-4, SR 436 (Semoran Blvd) and SR 434
- Less than 4 minutes from I-4/SR 436 interchange
- Easy access to entire Metro Orlando area
- Only 1 mile from Cranes Roost/Altamonte Mall shopping and dining
- 2026 Operating Expenses: \$6.47/SF

AVAILABLE SPACES

Space	Lease Rate	Size (SF)
Suite 1022	\$14.00 SF/yr	2,500
Suite 1024	\$14.00 SF/yr	2,500



Lease Rate: \$14.00 / SF NNN

For more information

Tom R. Kelley II, CCIM

O: 407 949 0715

tkelley@realvest.com



01.28.26

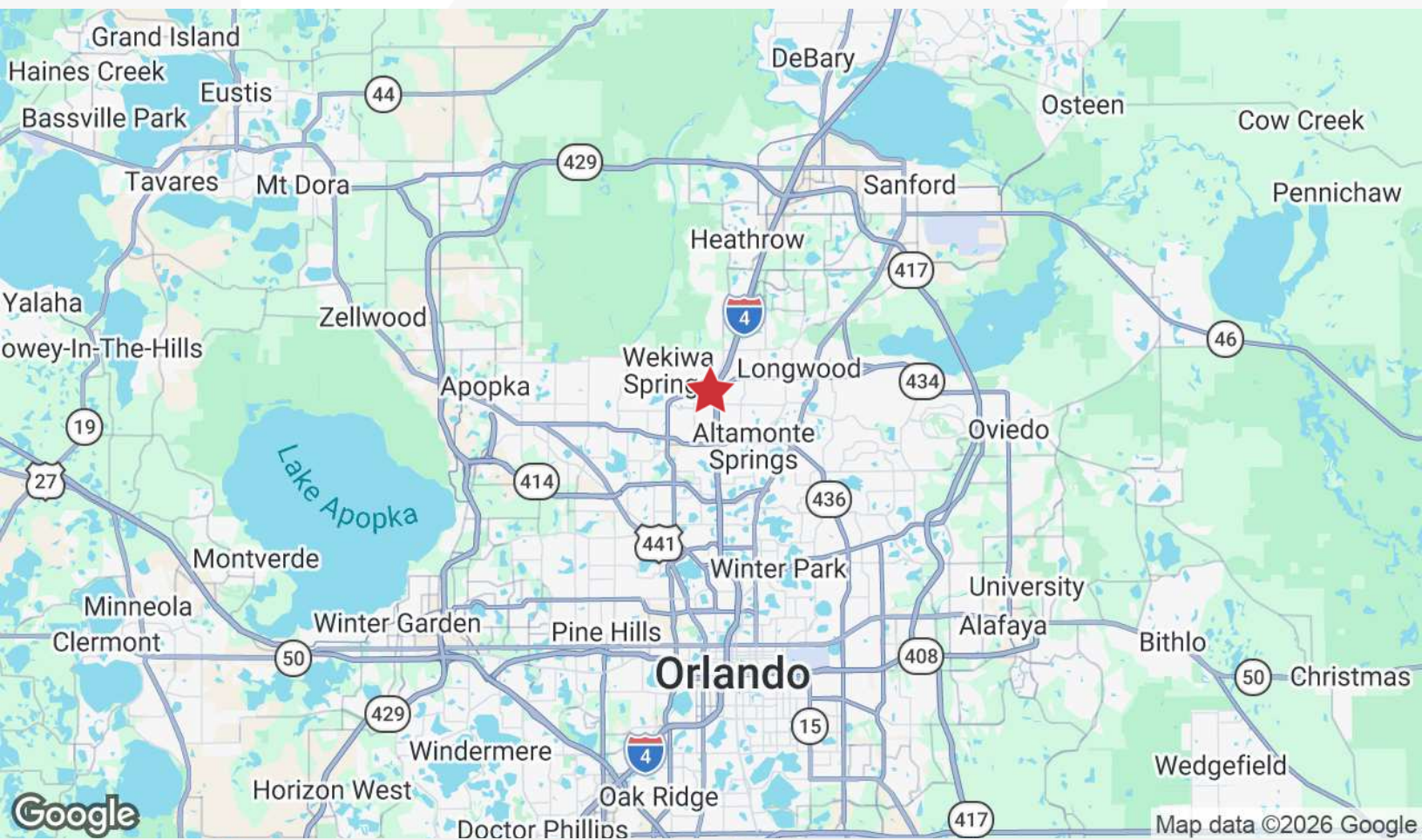
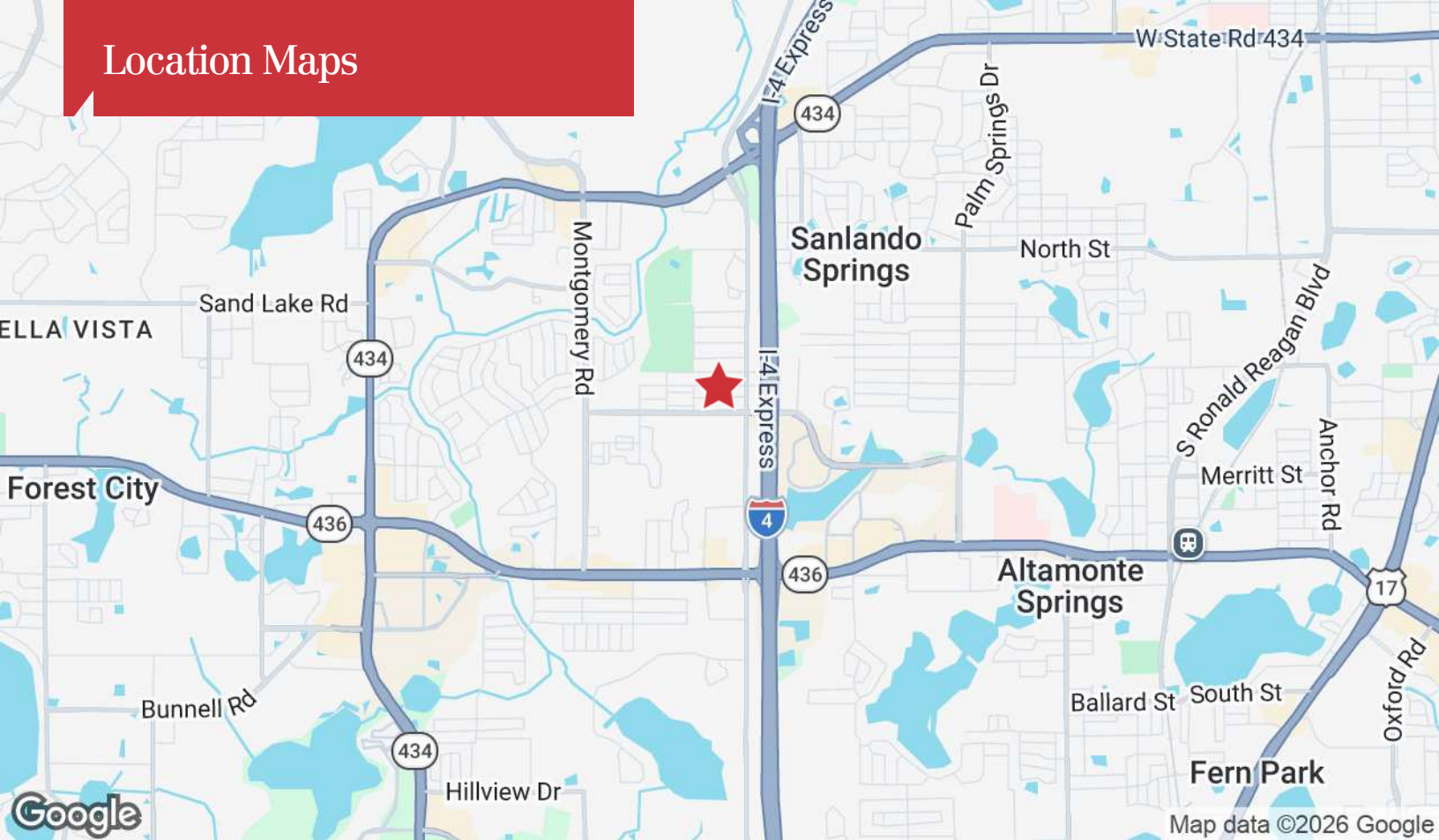
The information contained herein has been given to us by the owner of the property or other sources we deem reliable. We have no reason to doubt its accuracy, but we do not guarantee it. All information should be verified prior to purchase or lease. Unless otherwise noted, the property is being offered as-is, where is, with all faults.

1800 Pembroke Drive, Suite 350
Orlando, FL 32810
407 875 9989 tel
nairealvest.com

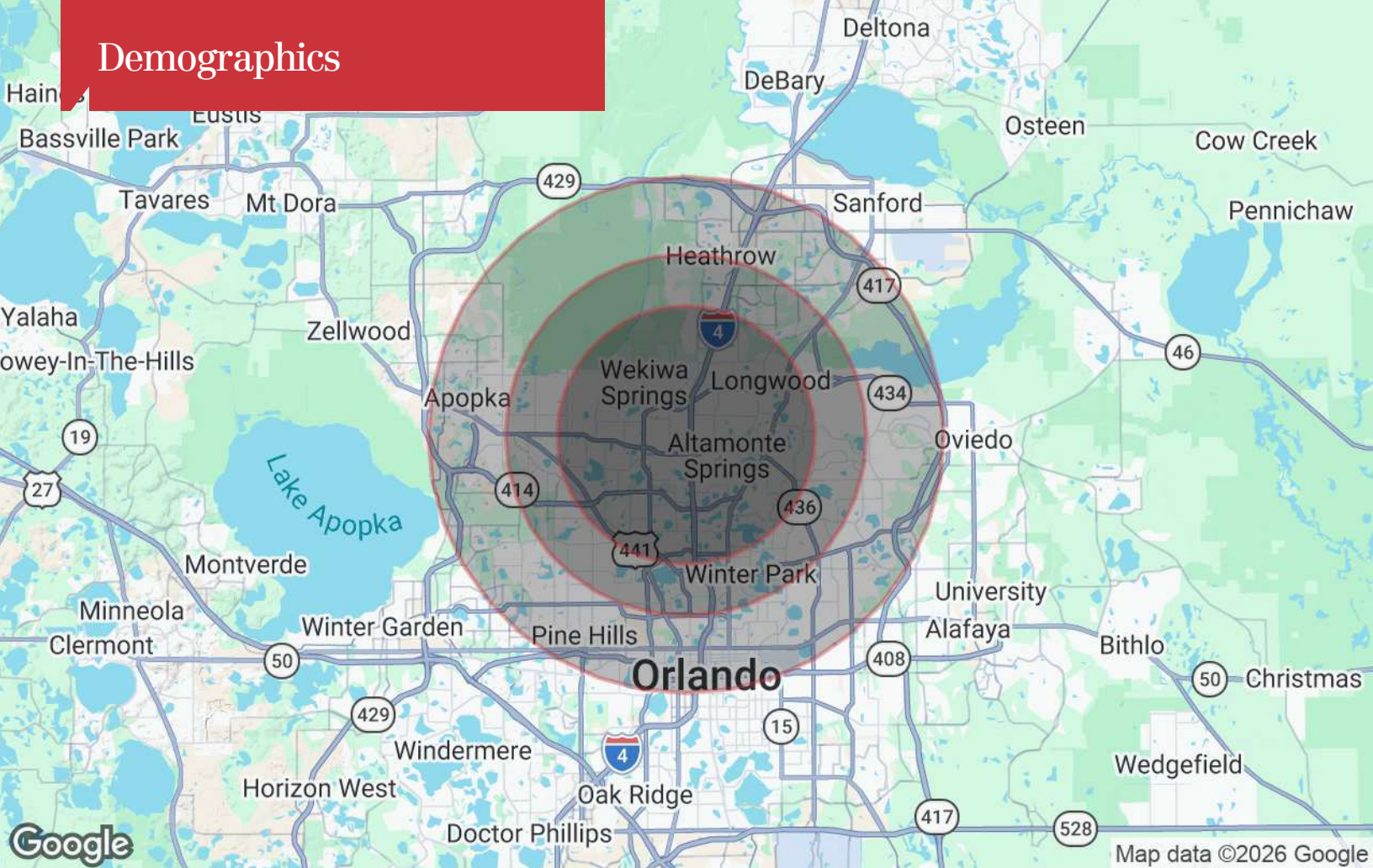
Property Photos



Location Maps



Demographics



Population

	5 Miles	7 Miles	10 Miles
TOTAL POPULATION	227,940	407,485	722,348
MEDIAN AGE	42	42	41
MEDIAN AGE (MALE)	40	40	40
MEDIAN AGE (FEMALE)	43	43	42

Households & Income

	5 Miles	7 Miles	10 Miles
TOTAL HOUSEHOLDS	93,318	164,329	283,121
# OF PERSONS PER HH	2.4	2.5	2.6
AVERAGE HH INCOME	\$104,490	\$103,787	\$104,975
AVERAGE HOUSE VALUE	\$419,825	\$429,458	\$423,899

* Demographic data derived from 2020 ACS - US Census