

FOR LEASE

SUITE B: 22,000 SF | SUITE C: 22,159 SF

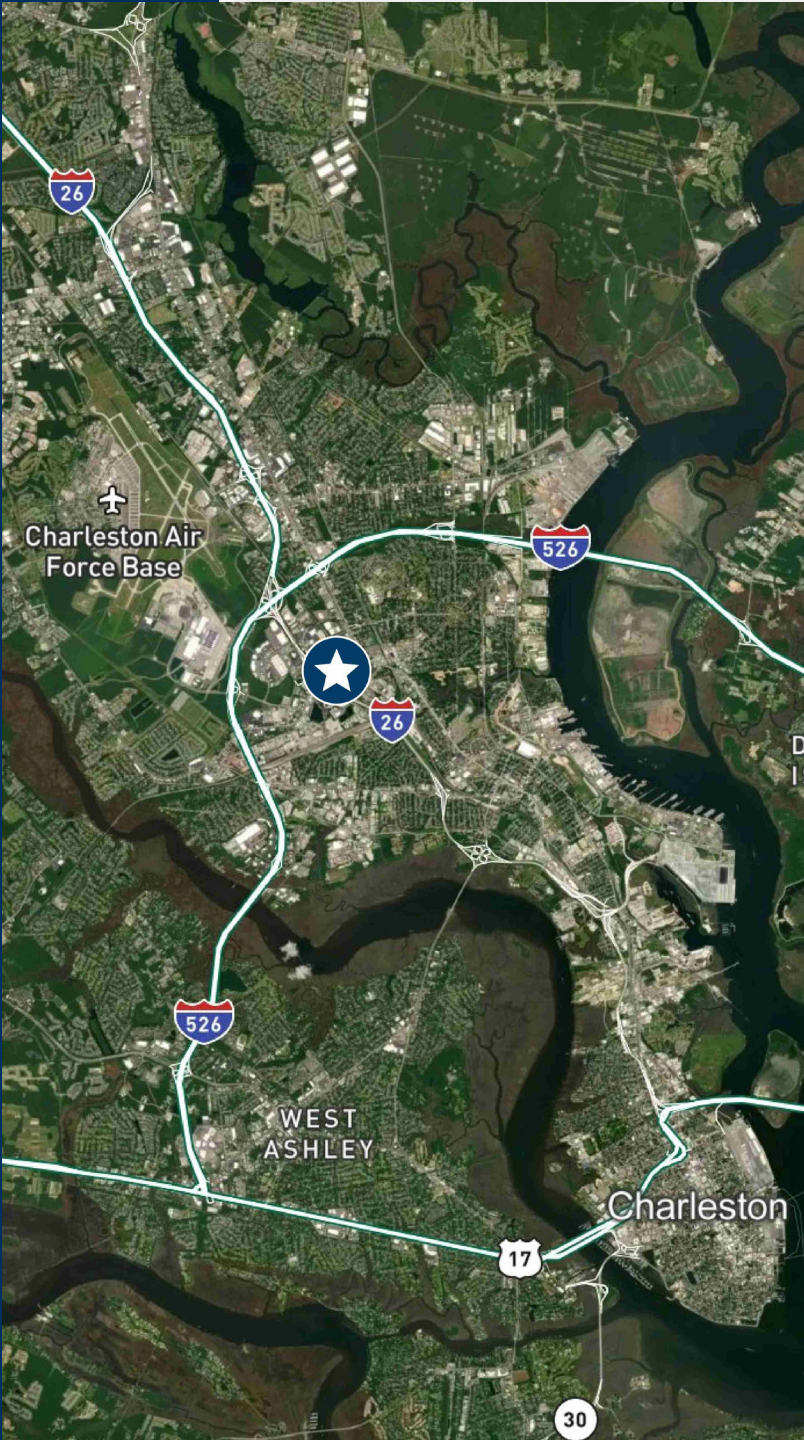


26 COMMERCE EAST

4750 GOER DR | NORTH CHARLESTON | SC 29406



CBRE



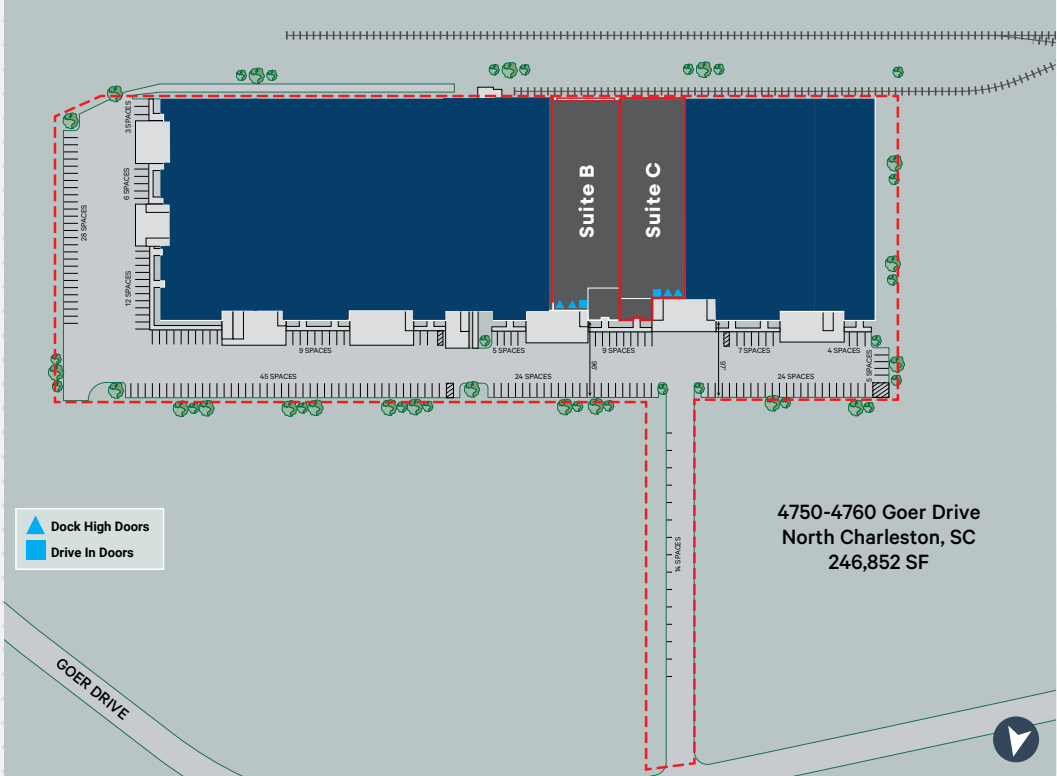
PROPERTY DESCRIPTION

Excellent Lower North Charleston in-fill property with interstate visibility. Located just off the I-26 Montague exit ramp, 3 miles from the airport, and just 1 mile from I-526.

The total complex comprises two buildings totaling approximately 250,000 sq. ft., with suite sizes ranging from 8,000 sq. ft. to 45,000 sq. ft.

Suites B and C are currently available for lease.

SITE PLAN




PROPERTY LOCATION



SUITE B

26 Commerce East | Floor Plan

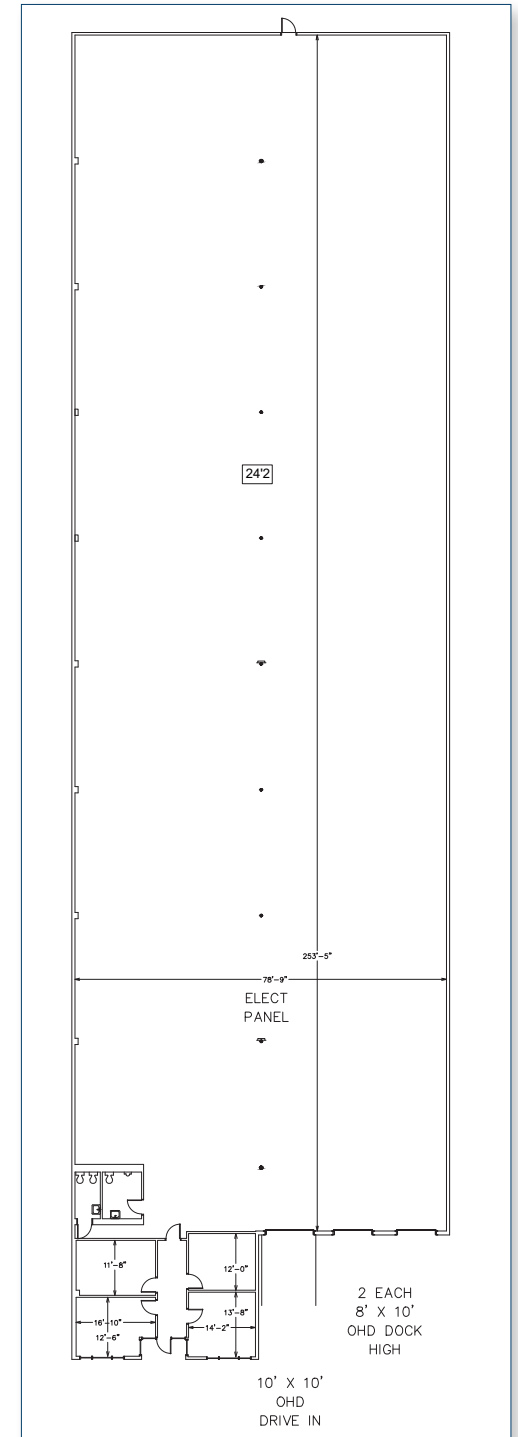
TOTAL SF	22,000
OFFICE SF	1,907
DOCK DOORS	TWO 8' x 10'
CLEAR HEIGHT	24'
VAN-HIGH DOOR	ONE 8' X 10'
LIGHTING	LED Motion
SPRINKLER	Wet Sprinkler System
WALLS	Pre Cast







SUITE C

26 Commerce East | Floor Plan

TOTAL SF	22,159
OFFICE SF	1,029
DOCK DOORS	Two 8' x 10'
CLEAR HEIGHT	24'
DRIVE-IN DOOR	One 10' x 10'
POWER	3 Phase
LIGHTING	LED Motion
SPRINKLER	Wet Sprinkler System
WALLS	Pre Cast



PROPERTY PHOTOS





CONTACT US:

BOB BARRINEAU

Senior Vice President
+1 843 270 7851
robert.barrineau@cbre.com

BRENDAN REDEYOFF, SIOR

Senior Vice President
+1 843 793 8839
brendan.redeyoff@cbre.com

© 2026 CBRE, Inc. All rights reserved. This information has been obtained from sources believed reliable, but has not been verified for accuracy or completeness. You should conduct a careful, independent investigation of the property and verify all information. Any reliance on this information is solely at your own risk. CBRE and the CBRE logo are service marks of CBRE, Inc. All other marks displayed on this document are the property of their respective owners, and the use of such logos does not imply any affiliation with or endorsement of CBRE. Photos herein are the property of their respective owners. Use of these images without the express written consent of the owner is prohibited.