

# Shoppes at Trickum

[Property Highlights](#)

[Location](#)

[Site Plan](#)

[Demographics](#)

[Gallery](#)

[Contact](#)



12184 GA-92, Woodstock, GA 30188

Walmart Supercenter shadow-  
anchored Retail Center

**49,900 SF**  
LEASABLE SPACE



**HALPERN**  
ENTERPRISES, INC.



# Shoppes at Trickum

Property Highlights

Location

Site Plan

Demographics

Gallery

Contact



**Highly visible** retail center shadow anchored by Walmart Supercenter.

- 1,200 SF endcap available
- Co-tenants include Dollar Tree, Sport Clips, GameStop, Sally Beauty Supply and H&R Block



# Shoppes at Trickum

Property Highlights

Location

Site Plan

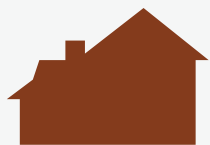
Demographics

Gallery

Contact



## 10-Minute Drive



33,166

HOUSEHOLDS



89,695

POPULATION



\$108,920

MEDIAN HH INCOME

- Positioned along GA-92's retail corridor, minutes from downtown Woodstock
- Money Magazine named Woodstock one of the Top 50 Best Places to Live in the U.S.



# Shoppes at Trickum

Property Highlights

Location

Site Plan

Demographics

Gallery

Contact





# Shoppes at Trickum

Property Highlights

Location

Site Plan

Demographics

Gallery

Contact



# Shoppes at Trickum

Property Highlights

Location

Site Plan

Demographics

Gallery

Contact



Space #	Tenant	SF
1	Dollar Tree	12,000
2	Elevate Martial Arts	4,700
3	Uptown Cheapskate	4,900
4	Encore Salon Suites	2,100
5	Sally Beauty	1,600
6	AVAILABLE	1,200
7	H&R Block	1,200
8	A Nails	1,200
9	SportClips	1,400
10	The Georgia Hemp Co.	1,600
11	Gamestop	1,600
12	Children's Play Place	3,000
13-14	Community Cat Clinic	4,600
15	All About Family Dentistry	2,000
16	Home Solutions Outlet	4,000
17	Evolve Chiropractic	2,800



# Shoppes at Trickum

Property Highlights

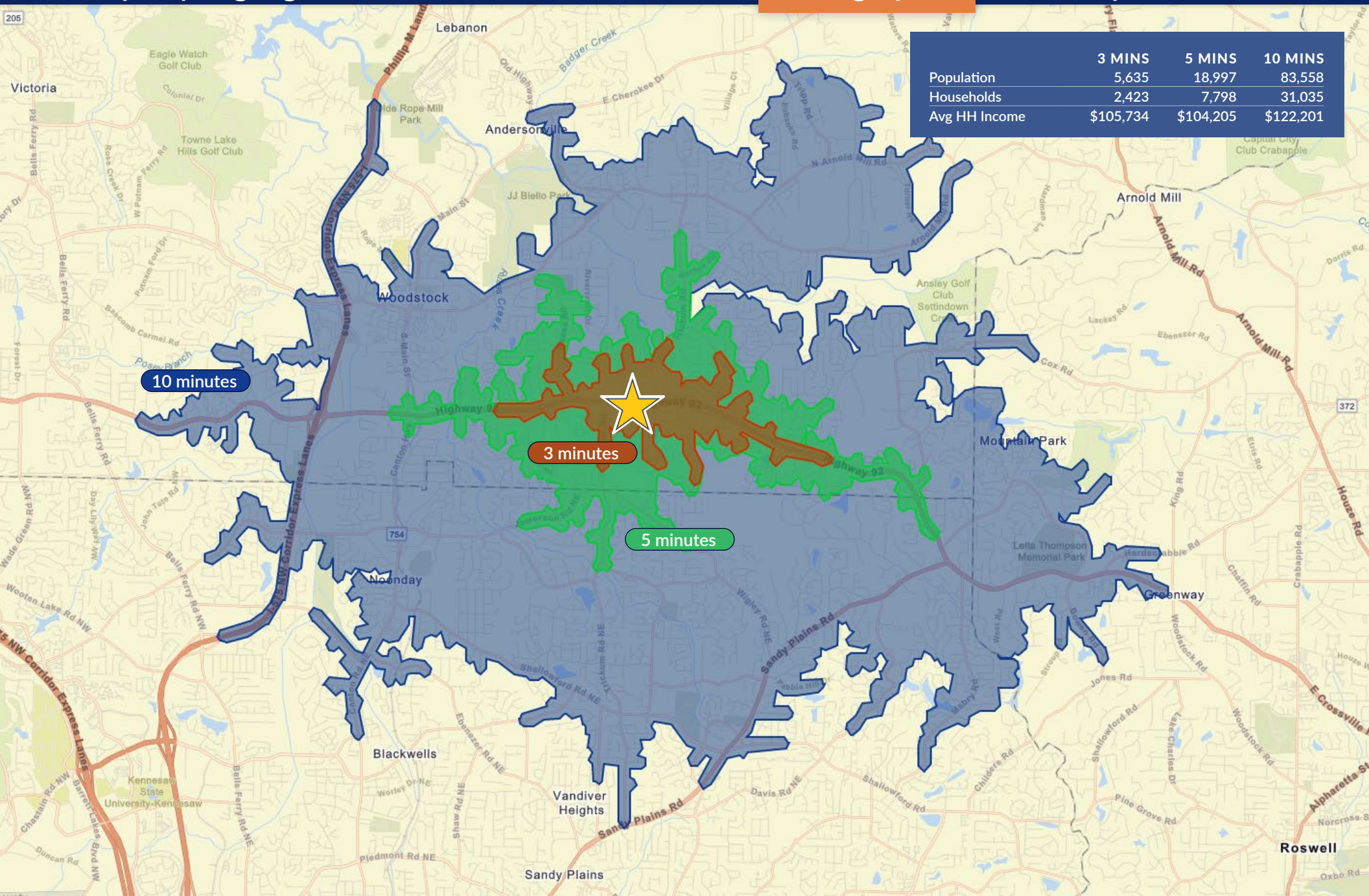
Location

Site Plan

Demographics

Gallery

Contact



	3 MINS	5 MINS	10 MINS
Population	5,635	18,997	83,558
Households	2,423	7,798	31,035
Avg HH Income	\$105,734	\$104,205	\$122,201



# Shoppes at Trickum

Property Highlights

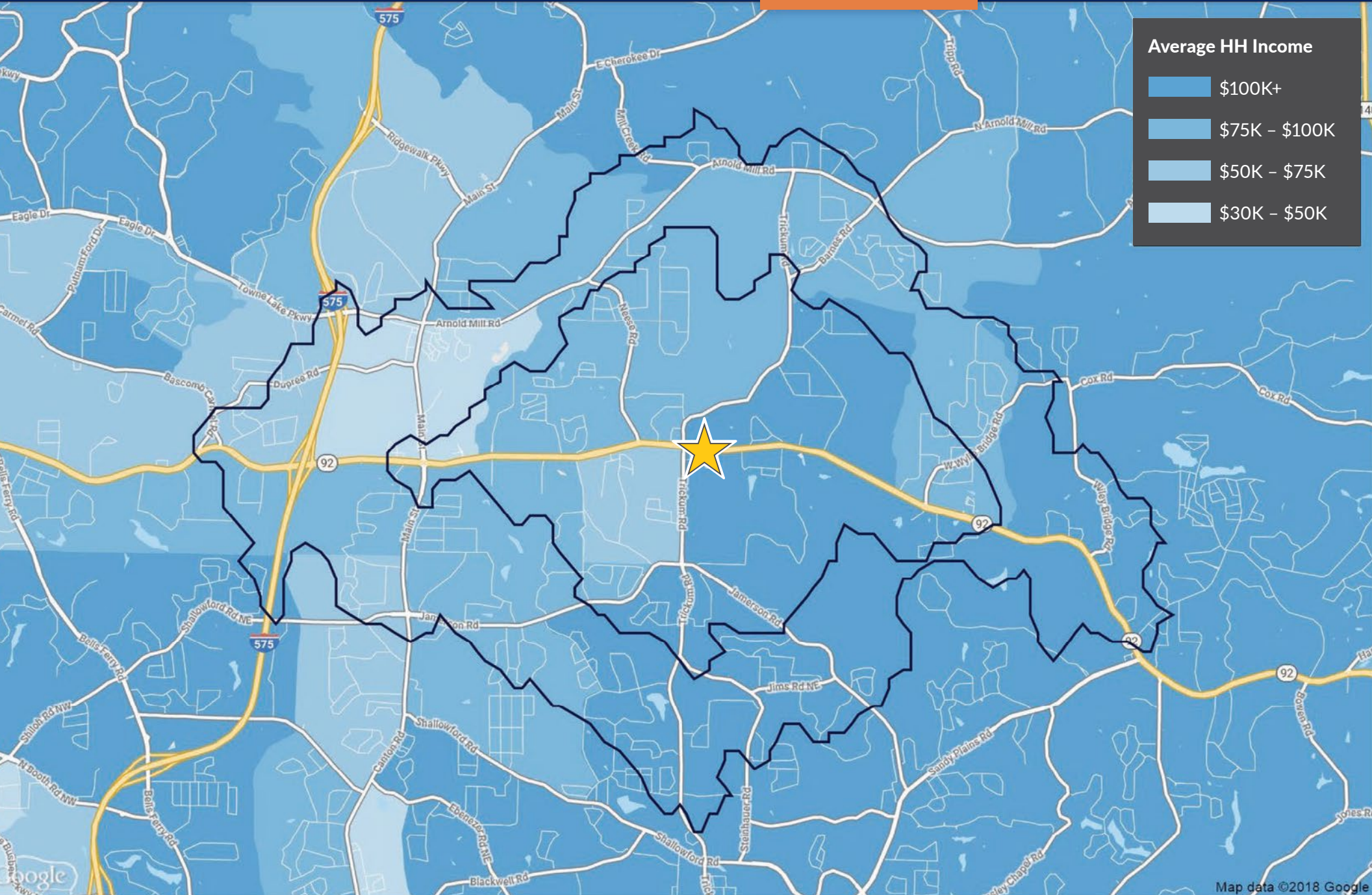
Location

Site Plan

Demographics

Gallery

Contact





# Shoppes at Trickum

Property Highlights

Location

Site Plan

Demographics

Gallery

Contact

	5 MINUTES	10 MINUTES	15 MINUTES
<b>POPULATION</b>			
2010 Population	14,048	72,388	211,024
2020 Population	18,079	86,066	245,642
2023 Population	19,088	89,695	253,833
2028 Population	19,881	91,627	259,631
2020-2023 Annual Rate	1.69	1.28	1.01
2023-2028 Annual Rate	0.82	0.43	0.45
2023 Male Population	48.1	48.8	49
2023 Female Population	51.9	51.2	51
2023 Median Age	39.5	40.3	39.6
<b>MEDIAN AGE</b>	The median age in this area is 39.6, compared to U.S. median age of 39.1.		
<b>RACE AND ETHNICITY</b>			
2023 White Alone	71.1%	71.1%	69.6%
2023 Black Alone	7.9%	8.0%	10.2%
2023 American Indian/Alaska Native Alone	0.2%	0.3%	0.4%
2023 Asian Alone	4.3%	4.6%	5.1%
2023 Pacific Islander Alone	0.1%	0.0%	0.0%
2023 Other Race	5.0%	4.8%	4.4%
2023 Two or More Races	11.4%	11.1%	10.4%
2023 Hispanic Origin (Any Race)	12.8%	12.6%	11.5%
<b>HOUSEHOLDS</b>			
2010 Households	5,771	26,596	76,703
2020 Households	7,160	31,582	89,229
2023 Households	7,418	33,166	92,822
2028 Households	7,762	34,141	95,558
2020-2023 Annual Rate	1.10%	1.52%	1.22%
2023-2028 Annual Rate	0.91%	0.58%	0.58%
2023 Average Household Size	2.54	2.69	2.69
<b>MEDIAN HOUSEHOLD INCOME</b>			
2023 Median Household Income	\$103,140	\$108,920	\$106,885
2028 Median Household Income	\$115,994	\$122,246	\$119,519
2023-2028 Annual Rate	2.38%	2.34%	2.26%

Source: ESRI October 2023



# Shoppes at Trickum

Property Highlights

Location

Site Plan

Demographics

Gallery

Contact





# Shoppes at Trickum

Property Highlights

Location

Site Plan

Demographics

Gallery

Contact



**John Brozovic**

[jbrozovic@halpernent.com](mailto:jbrozovic@halpernent.com)

(770) 508-3314

**HALPERN**  
ENTERPRISES, INC.



[www.halpernent.com](http://www.halpernent.com)