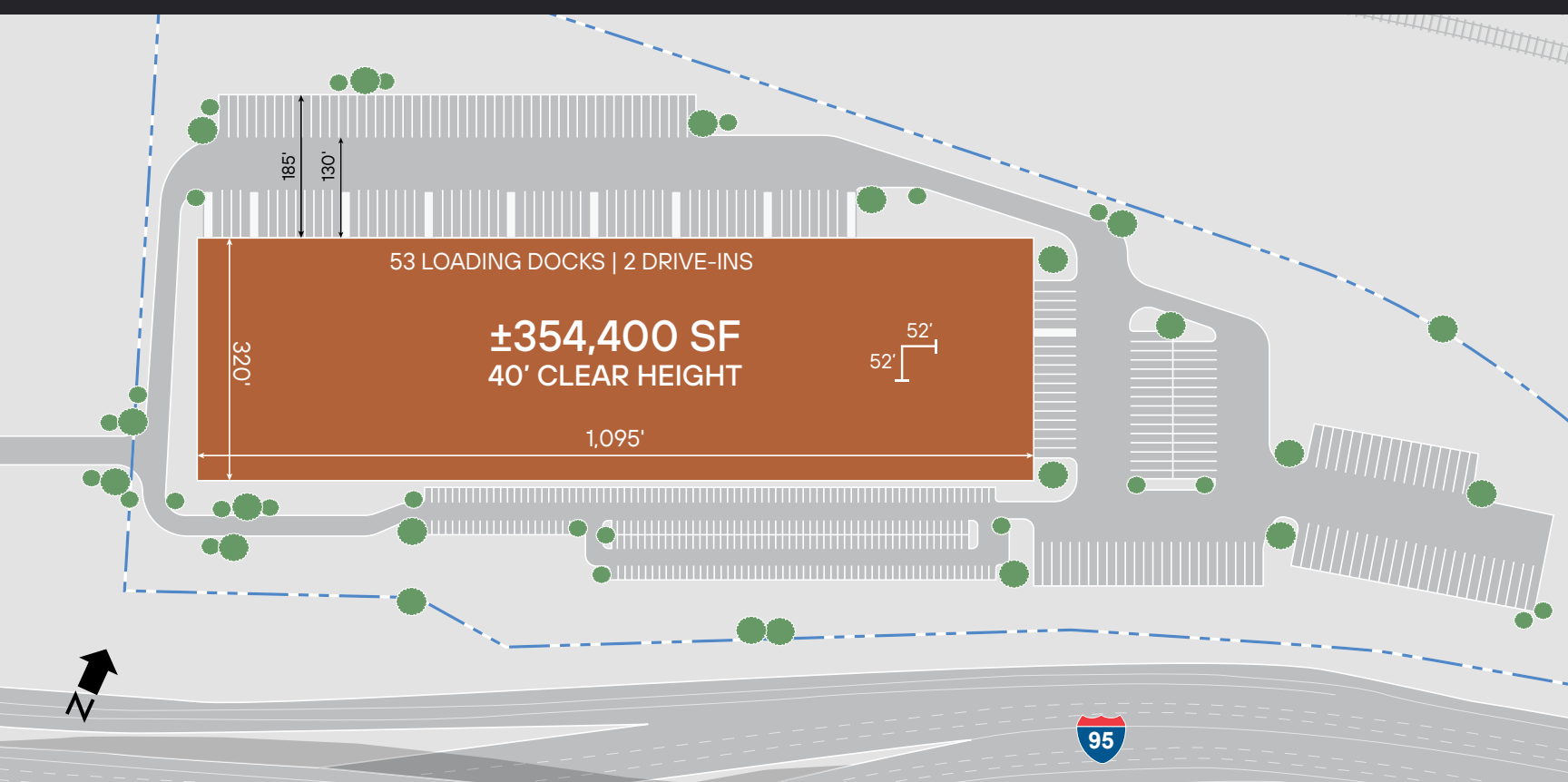


ARROWWOOD LOGISTICS CENTER

±354,400 SF

Build-to-Suit Opportunity
Fully-Entitled





SPECIFICATIONS

105-161 Hyatt Avenue, Newark, NJ 07105

Available SF	±354,400 SF	Clear Height	40'	Truck Court Depth	185'
Office SF	±4,000 SF first floor ±4,000 SF mezzanine	Dock Doors	53 (26 Fully equipped)	Trailer Stalls	166
Site Size	28.5 Acres	Drive-Ins	2	Car Spaces	268
Building Dimensions	1,095' x 320'	Loading Format	Rear	Power	+3,000 amps (to-suit)

LOCAL ACCESS

**PORT NEWARK/
ELIZABETH**

4.5 miles

**NEWARK LIBERTY
INTERNATIONAL AIRPORT**

5.8 miles

HOLLAND TUNNEL

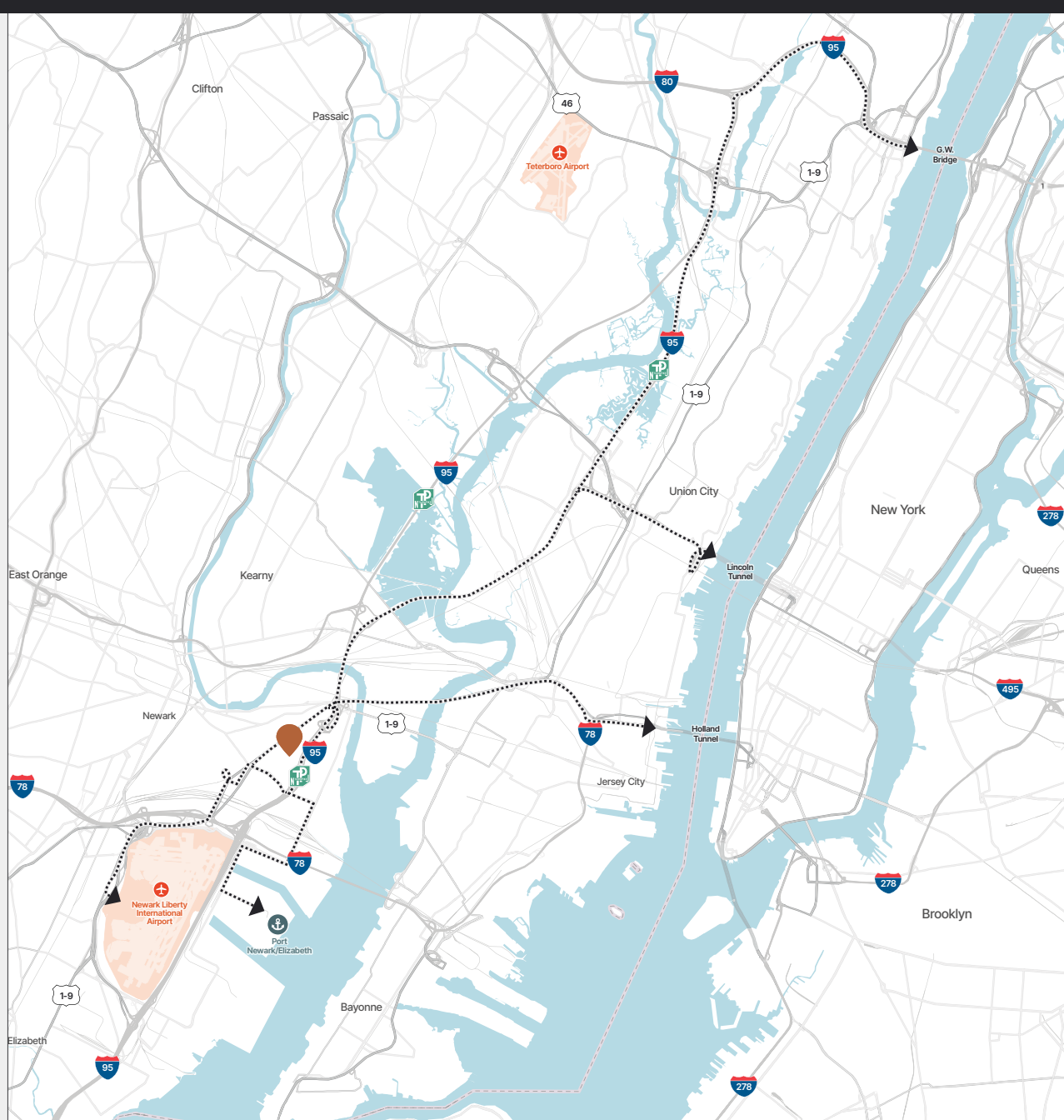
11 miles

LINCOLN TUNNEL

12 miles

G.W. BRIDGE

18.5 miles



DEMOGRAPHICS

5 MILES

Total Population: 759,601
Households: 289,185
Median Household Income: \$73,816
Average Household Size: 2.5
Transportation to Work: 378,418
Labor Force: 608,898

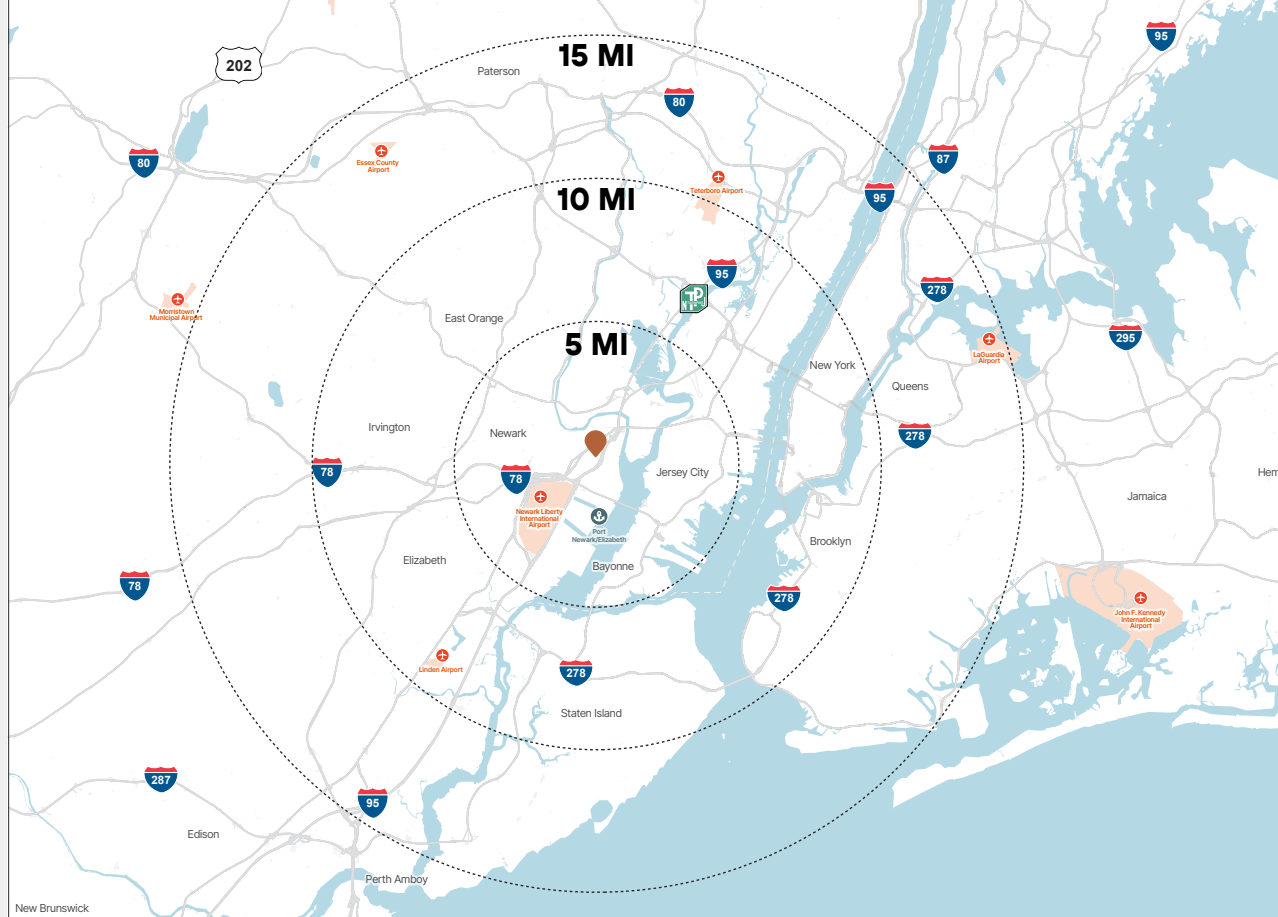
10 MILES

Total Population: 4M
Households: 1.68M
Median Household Income: \$115,610
Average Household Size: 2.3
Transportation to Work: 2.17M
Labor Force: 3.3M

15 MILES

Total Population: 9.19M
Households: 3.61M
Median Household Income: \$101,132
Average Household Size: 2.5
Transportation to Work: 4.72M
Labor Force: 7.53M

Source: <https://regis.sitesusa.com>



CONTACT INFORMATION

Jason M. Crimmins,
CCIM, SIOR

jmcrimmins@blauberg.com
(973) 379-6644 ext. 122

Alessandro (Alex) Conte,
CCIM, SIOR

aconte@blauberg.com
(973) 379-6644 ext. 131

Peter J. Murano, Jr.,
SIOR

pjmurano@blauberg.com
(973) 379-6644 ext. 114