

For Sale

Car Wash EXPRESS- **DFW**

2014 W Washington ST,

Stephenville TX 76401



Exclusively listed by: Roger A. Pencek - BROKER

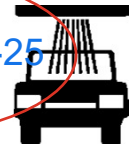
- Express Car Wash 80' conveyor 13 Vacs
- .57 Acre, Sonny's equip, 15 vacs, fully staffed
- 900+ memberships, Full Operational, Turn Key !!
- **78 miles from DFW** -Owner has 3 additional express washes for sale; all with LAND
- ALL buyers sign NDA's and Proof of Funds (POF)



Branch Offices** USA

~~\$1.9M~~

\$1.4M Eff 8-25-25



Contact: Roger A. Pencek - Broker

Car Wash Brokers, Inc., aka Acquisitions Businesses & Investments LLC

11408 N. Blackheath Rd., Scottsdale, AZ 85254

Tel: 602-787-1100 Fax: 480-483-1116 Email: roger@carwashbrokers.com

Visit us online at www.carwashbrokers.com

Branch Offices: USA
 roger@abibiz.com
 www.abibiz.com
 www.gsbUSA.biz
 www.carwashbrokers.com
 roger@carwashbrokers.com



Corporate Office:
 Office: (602) 787-1100
 Fax: (602) 787-1156
 Mobile: (602) 770-4040
 Roger A. Pencel/Broker

Acquisitions, Businesses & Investments, L.L.C
 (aka) Car Wash Brokers, Inc.
 11408 N. Blackheath Rd, Scottsdale, Az. 85254



\$1.4m eFF 8-25-25

TYPE OF BUSINESS: Car Wash - Express w land 15 vacs
 Listing Agent: RAP
 Bus. Name: Texpress Express Car Wash
 Address: 2014 W Washington St
 City: Stephenville State: TX Zip: 76401
 Yrs. in Operation: 2021 By Seller: Present
 Reason for Sale: Other interests

FINANCIAL DATA
 Purchase Price: ~~\$1.9M~~
 Down Payment: CASH
 Balance: _____
OWNERS TERMS:
 Terms/Yrs.: _____ Int Rate: _____
 Monthly Payment: _____
 Other: _____

LEASE INFORMATION
 Bldg. Size: 3163 sq. ft. Lot Size: .57 A Mo Rent: NA
 Major Cross St: 12 th St and Gregg St
 Lease Period: NA Options: _____ Deposits: _____

REAL ESTATE (if applicable)
 Sale Price: _____
 Int % _____ # Years _____

GENERAL INFORMATION
 Days/hrs. open: M-Sat 8-7 Sun 8-6
 Seller's Duties/hrs. worked: 2
 Family/Partners work hours: 1
 Number of employees: 6 Full Time 4 Part Time 2
 License Requirements: _____
 Type of Sale: _____ Stock Asset
 Seller Train Buyer @ N/C: Yes
 How Long?: 5 Days

SELLERS ESTIMATE OF MARKET VALUE
 Equip/Fix: **\$900K** *Est value \$1M*
 Work In Process: **\$0**
 Inventory: **\$0**
 Tenant Improvements: **\$0**
 Gov. Not to Compete: **\$0**
 Business Name: **\$0**
 Goodwill: **\$0**
 Contracts: **\$0**
 Franchise/License: **\$0**
 Other: (Land) **\$1M**
 Other: (Bldg.) **\$1M**
TOTAL: \$1.9M

\$1.4M Eff 8-25-25

COMMENTS: **78 Miles from DFW**
 Directions: _____
TURN KEY operation,
 80' Tunnel Sonny's equipment 15 vacs DRB
 900+ Memberships, \$23-25.00 packages, Average car \$10.63 per car
 Motivated owner **LIKE NEW EXPRESS---Absentee Owner**
Fully functional EXPRESS wash on .57 acre lot, ALL employees seasoned and can be ran absentee.

BUSINESS FINANCIAL INFORMATION FOR THE PERIOD:	2025	2024	2023	2022
Total Sales: (+ -)	\$64K+-	\$780K	\$1.13M	\$808K
Cost of Goods:	per month			
Gross Profit:		\$330K	WA	WA
Benefits & Income: includes (+ -)				
owners income		Est		

DISCLAIMER: The information contained herein is provided by the Seller and has not been audited, nor investigated by ABI L.L.C. (Broker) and is subject prior to sale. A prospective Buyer is expected to fully investigate the business to his/her satisfaction before purchasing.

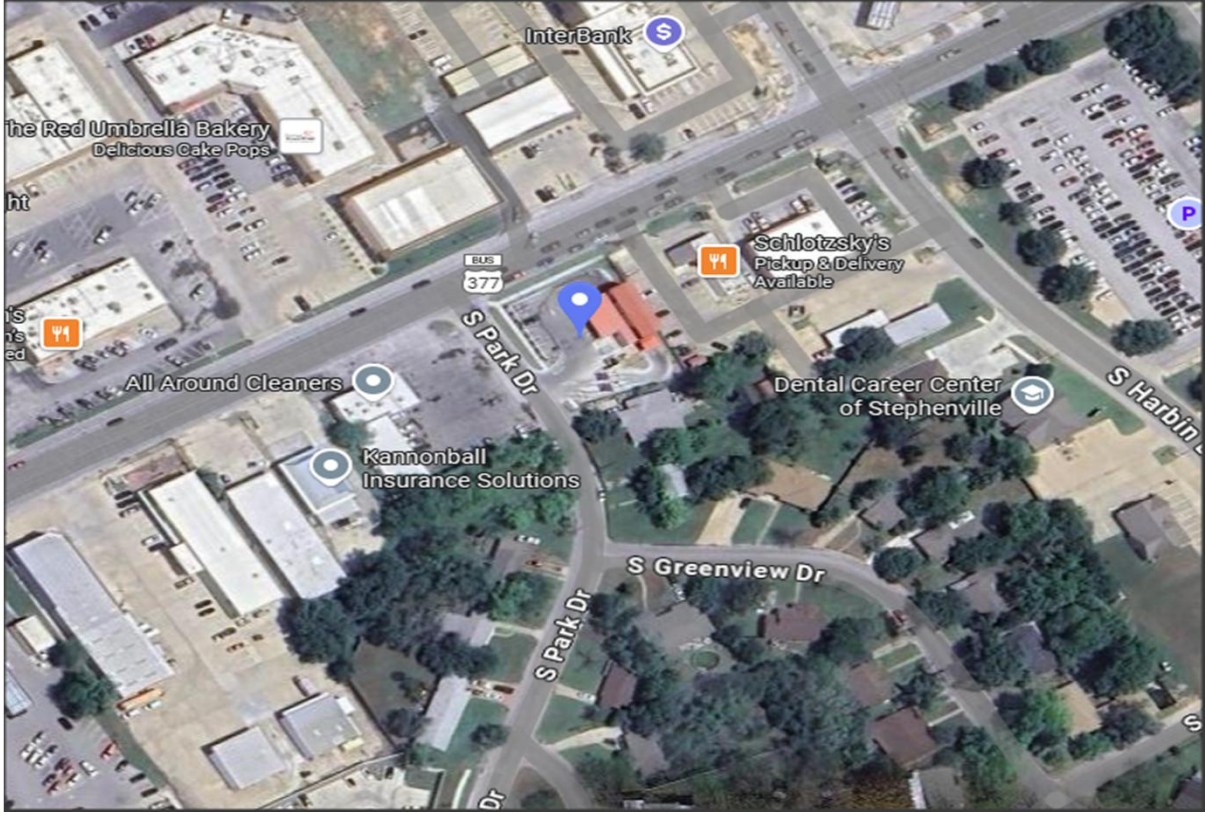
Seller(s) Name: Contact Broker / Roger A. Pencel
 Business Phone: 602-787-1100

Fax Phone: 602-787-1156
 Mobile Phone: 602-770-4040









General Sales Report

Site Financial Detail Report 2025

Description	Price	Quantity	Amount	Description	Price	Quantity	Amount	
CARWASH SALES								
WASH SALES-				C-STORE SALES-				
Sure Nuff	7.66	3,166	24,251.00	TOTAL:		0	0.00	
Package Wash	6.16	18,463	113,793.00	VENDING SALES-				
Express Wash	4.00	2	8.00	AF - Black Ice Soen	1.00	1	1.00	
Sure Nuff Plus	6.00	2	12.00	AF - Black Ice	1.00	27	27.00	
TOTAL:		21,633	138,064.00	TOTAL:		28	28.00	
WASH PACKAGES-				NET C-STORE SALES:				
Fixin To Go	5.00	3,847	19,235.00				28.00	
Get R Done	10.00	7,022	70,220.00	LESS PAIDOUTS-				
Gussied Up	15.00	7,594	113,910.00	Cust. Refund	-11.51	35	-402.84	
TOTAL:		18,463	203,365.00	Misc. Paldout	-20.44	49	-1,001.64	
WASH EXTRA SERVICES-				Switch ARM Plan	0.00	3	0.00	
Tire Shine	2.00	131	262.00	Terminate ARM Plan	0.00	10	0.00	
Camuba Hot Wax	5.00	1	5.00	Unl Get R Done Rthd	-13.38	3	-40.15	
VIP	20.00	2	40.00	Unl Gussied Up Rthd	-25.00	9	-224.98	
TOTAL:		134	307.00	Unl Sure Nuff Rthd	-16.83	1	-16.83	
GROSS WASH SALES-				TOTAL:		110	-1,686.44	
				341,736.00	NET SITE SALES:			
LESS WASH COUPONS-							290,685.48	
FreeWash GusUp Rdm	-21.68	330	-7,154.00	PLUS SALES TAX:				
FreeWash SureNuf Rdm	0.00	0	0.00			(0.00)	0.00	
FreeWash FixinTG Rdm	0.00	0	0.00	ARM PLANS SOLD-				
TOTAL:		330	-7,154.00	Unl. Fixin To Go	20.64	28	578.00	
LESS WASH DISCOUNTS-				Unl. Fixin To Go 20%	18.40	6	110.40	
\$15 Off Wash Mailer	-15.00	12	-180.00	Unl. Founders Club	23.66	70	1,656.00	
20% Off FixinToGo M2	-4.60	1	-4.60	Unl. Get R Done	24.74	39	964.93	
20% Off GetRDone Mo2	-5.60	8	-44.80	Unl. Get R Done \$1	1.00	53	53.00	
20% Off GussiedUp M1	-7.00	5	-35.00	Unl. Get R Done 20%	22.40	16	358.40	
20% Off GussiedUp M2	-7.00	6	-42.00	Unl. Gussied Up	30.61	30	918.34	
20% Off SureNuff Mo1	-3.40	1	-3.40	Unl. Gussied Up \$1	1.00	75	75.00	
20% Off SureNuff Mo2	-3.40	2	-6.80	Unl. Gussied Up 20%	28.00	14	392.00	
50% off Rdm	-10.58	6	-63.50	Unl. Sure Nuff	15.22	45	684.94	
F2G GF Discount	-2.77	454	-1,284.00	Unl. Sure Nuff 20%	13.60	4	54.40	
Get R DineGF Discount	-3.00	914	-2,742.00	TOTAL:		380	5,845.41	
Gussied GF Discount	-5.00	1,059	-5,295.00	ARM PLANS RECHARGED-				
Happy Hour Disc.	-5.85	1,178	-6,894.00	Unl. First Resp Rchg	15.43	7	108.00	
Manager's Comp	-7.37	8	-58.98	Unl. Fixin ToGo Rchg	21.72	835	18,140.00	
Police Comp	-16.08	334	-5,370.00	Unl. Founders Rchg	23.00	122	2,806.00	
Rewash - Basic	-12.79	97	-1,241.00	Unl. Get R Done Rchg	26.90	1,669	44,899.00	
Sure Nuff GF Discoun	-2.00	331	-662.00	Unl. Gussied Up Rchg	33.06	1,947	64,375.00	
Test Wash Gussied Up	-21.10	744	-15,695.00	Unl. Sure Nuff Rchg	16.12	641	10,331.00	
TOTAL:		5,170	-39,622.08	TOTAL:		5,221	140,659.00	
LESS LOYALTY DISCOUNT-				NON-RECURRING SOLD				
Clean Car Guarantee	0.00	1,436	0.00	TOTAL:		0	0.00	
Clean Car Rdm	-21.10	124	-2,616.00	PREPAIDS SOLD-				
TOTAL:		1,560	-2,616.00	Fixin To Go BOGO SLD	0.00	3	0.00	
NET WASH SALES-				Get R Done BOGO SLD	0.00	4	0.00	
			292,343.92	Get R Done Club Sld	35.00	1	35.00	
TOTAL WASH SALES:								
			292,343.92					

TEXPRESS CAR WASH
Texpress Car Bath #03

General Sales Report

Site Financial Detail Report 2025

Wed 01/01/2025 12:00 AM
Mon 06/30/2025 11:59 PM

Description	Price	Quantity	Amount	Description	Price	Quantity	Amount
Gift Cards	70.00	1	70.00	XPT DISPENSERS:			0.00
Gussied Up BOGO SLD	0.00	2	0.00	CHECK:			0.00
Sure Nuff BOGO SLD	0.00	3	0.00	TOTAL:			-2,003.91
VoucherCash	5.48	21	115.00	CREDIT CARD:			
TOTAL:		35	220.00	American Express			-7,739.40
TTL PREPAIDS SOLD			146,724.41	Discover			-9,764.40
ARM PLANS REDEEMED-				Visa / MC			-199,075.69
NewPlan F2G Disc	-10.71	34	-364.00	TOTAL:			-216,579.49
NewPlan GetRDone Dsc	-15.66	103	-1,613.00	OTHER TENDERS:			
NewPlan GussUp Disc	-21.06	186	-3,918.00	Change			0.00
NewPlan SureNuff Disc	-7.49	49	-367.00	Group Leader Note			0.00
Unl. First Resp Rdmd	-15.67	24	-376.00	TOTAL:			0.00
Unl. FixIn ToGo Rdmd	-11.21	1,830	-20,508.00	XPT BALANCING			0.00
Unl. Founders Rdmd	-22.00	425	-9,350.00	(Should be \$0)			
Unl. Get R Done Rdmd	-16.22	3,661	-59,365.00	REPORT BALANCE:			0.00
Unl. Gussied Up Rdmd	-21.21	4,325	-91,712.00	(Should be \$0)			
Unl. Sure Nuff Rdmd	-7.64	1,388	-10,601.00	Cashier: _____ Empl #: _____			
TOTAL:		12,025	-198,174.00	Reviewed By: _____ On: _____			
ARM PLANS TERMINATED-							
Discontinue ARM Plan	0.00	81	0.00				
TOTAL:		81	0.00				
NON-RECURRING RDM							
FixIn to Go Rdm	-11.14	14	-156.00				
TOTAL:		14	-156.00				
LESS PREPAIDS REDEEMED-							
Gift Card Rdmd	-11.38	8	-91.00				
Get R Done Club Rdmd	-15.67	9	-141.00				
Free Get R Done Pkg	0.00	0	0.00				
Free ExpressPkg	-4.00	2	-8.00				
TOTAL:		19	-240.00				
PREPAIDS REDEEMED			-198,570.00				
PREPAIDS +/-			-198,570.00				
TOTAL TO ACCOUNT FOR:			238,839.89				
DEPOSITS-							
Cash Deposit		151	-17,344.49				
CC Deposit		0	0.00				
Check Deposit		0	0.00				
Credit Card Deposit		0	0.00				
Electronic Deposit		0	0.00				
Misc Deposit		0	0.00				
TOTAL:			-17,344.49				
TOTAL XPT CASH:			-2,912.00				
OVER / SHORT (-)							
CASH:			-2,003.91				
XPT ACCEPTORS:			0.00				

#3

\$780K G/L
\$330K E/B

2024 STEPHENVILLE - REAR

Texpress Car Wash Stephenville LLC												
Profit and Loss												
January 2022 - June 2025												
	Jan 2024	Feb 2024	Mar 2024	Apr 2024	May 2024	Jun 2024	Jul 2024	Aug 2024	Sep 2024	Oct 2024	Nov 2024	Dec 2024
Income												
Revenue												
100 Car Wash Sales	56,987.00	74,394.00	85,137.00	72,556.00	60,699.00	67,256.00	66,101.00	74,621.00	57,665.00	82,251.00	45,479.00	42,494.00
110 Extra Service Sales	107.00	106.00	104.00	94.00	42.00	47.00	24.00	54.00	40.00	60.00	16.00	44.00
120 Wash Plan Sold	26,292.00	28,910.00	26,437.00	26,456.00	25,259.00	25,789.00	25,240.00	24,322.91	23,731.78	23,946.73	23,360.96	22,456.91
125 Wash Plan Redeemed (Credit)	-33,254.30	-36,873.00	-47,785.00	-44,187.71	-38,514.00	-41,405.00	-40,487.00	-41,200.00	-33,370.00	-43,008.00	-27,523.00	-20,288.00
160 Vending Merchandise	0.00	0.00	0.00	0.00	0.00	20.00	0.00	4.00	2.00	9.00	0.00	2.00
190 Customer Refunds (Credit)	-272.57	-236.42	-679.21	-333.50	-548.71	-279.67	-155.91	-144.48	-354.42	-766.30	-250.00	-154.23
195 Discounts (Credit)	-5,937.00	-9,273.00	-7,804.00	-7,541.00	-7,400.00	-6,241.00	-8,647.00	-8,767.00	-6,863.00	-8,946.00	-4,462.00	-4,248.99
196 Wash Plan - uncharged/bad cc	-10.00	0.00	0.00	-150.00	0.00	0.00	-40.00	-25.00	0.00	-61.81	-30.00	-60.00
Total Revenue	\$ 45,812.13	\$ 55,067.58	\$ 57,329.79	\$ 46,893.49	\$ 40,537.29	\$ 45,080.33	\$ 47,631.09	\$ 49,666.43	\$ 40,851.24	\$ 53,483.62	\$ 36,629.96	\$ 34,287.69
Total Income	\$ 45,812.13	\$ 55,067.58	\$ 57,329.79	\$ 46,893.49	\$ 40,537.29	\$ 45,080.33	\$ 47,631.09	\$ 49,666.43	\$ 40,851.24	\$ 53,483.62	\$ 36,629.96	\$ 34,287.69
Cost of Goods Sold												
10 Chemical Expenses	1,877.27	2,483.28	2,865.20	2,508.17	2,316.13	2,774.76	3,214.22	3,292.17	2,050.81	3,026.35	1,973.35	1,456.01
12 Operating Supplies		830.54										
50 Car Wash Op Payroll and Related												
51 Car Wash Labor	9,950.31	11,473.09	12,047.12	12,907.90	16,700.35	14,107.59	15,085.46	14,899.44	14,749.97	14,212.73	15,795.39	12,977.68
52 Wash Labor bonus	1,531.00	1,230.03	1,547.60	1,658.00	2,400.00	854.46	1,455.00	1,169.00	1,138.00	1,220.00	1,475.00	1,532.00
53 Wash Labor PTO					758.46	0.00	0.00	0.00	0.00	0.00		
56 Wash Labor Payroll Taxes	1,256.05	1,387.40	1,362.68	1,584.24	1,752.54	1,148.28	1,361.81	1,285.93	1,346.25	1,257.60	1,601.80	1,069.38
57 Wash Labor Insurance										53.90		
58 Employee Uniform Expense	189.36		165.00								260.91	
Total 50 Car Wash Op Payroll and Related	\$ 12,926.73	\$ 14,090.49	\$ 15,141.80	\$ 16,149.84	\$ 21,731.35	\$ 16,110.13	\$ 18,422.27	\$ 17,294.37	\$ 17,236.72	\$ 16,752.23	\$ 23,133.10	\$ 15,679.04
Total Cost of Goods Sold	\$ 14,804.00	\$ 17,404.31	\$ 18,007.60	\$ 19,658.01	\$ 24,047.48	\$ 18,884.88	\$ 21,626.49	\$ 20,686.54	\$ 19,287.03	\$ 19,781.58	\$ 25,196.45	\$ 17,628.06
Total Cost of Goods Sold	\$ 14,804.00	\$ 17,404.31	\$ 18,007.60	\$ 19,658.01	\$ 24,047.48	\$ 18,884.88	\$ 21,626.49	\$ 20,686.54	\$ 19,287.03	\$ 19,781.58	\$ 25,196.45	\$ 17,628.06
Gross Profit	\$ 31,008.13	\$ 37,663.27	\$ 39,322.19	\$ 28,235.48	\$ 16,489.81	\$ 26,195.45	\$ 26,004.60	\$ 28,979.89	\$ 21,564.21	\$ 33,702.04	\$ 11,433.51	\$ 17,259.64
Expenses												
5030 R&D test washes												
62400 Depreciation Expense												37,496.00
67200 Repairs and Maintenance												
Administrative & General												

\$780K

17

3*

Texpress Car Wash Stephenville LLC												
	Jan 2024	Feb 2024	Mar 2024	Apr 2024	May 2024	Jun 2024	Jul 2024	Aug 2024	Sep 2024	Oct 2024	Nov 2024	Dec 2024
Administrative & General												
5001 Bank Service Charges		14.00	14.00	43.95			69.25	39.08	39.22	69.19	48.95	69.11
5002 Credit Card Merchant Fees	1,585.00	1,691.25	1,625.68	207.16	1,552.10	1,305.40	1,294.87	1,410.05	1,437.16	1,271.96	1,558.79	1,149.26
5003 Office Supplies	185.39	160.34	188.80	151.20	119.65	38.00	96.18	52.61				
5004 Postage & Delivery									24.18			
5005 Dues & Subscriptions	72.47	63.96	63.96	63.96	63.96	63.96	63.56	69.29	63.29	69.29	69.29	69.29
5006 Technology Expenses												
5006-1 POS System Service Contract				949.55			3,023.48		3,023.48			2,016.02
5006-3 Payroll processing system	213.60	110.56	116.56	122.54	171.84	113.56	125.54	125.54	127.01	130.01	191.28	122.54
Total 5006 Technology Expenses	\$ 213.60	\$ 110.56	\$ 1,066.11	\$ 122.54	\$ 171.84	\$ 113.56	\$ 3,149.02	\$ 126.54	\$ 3,160.49	\$ 130.01	\$ 191.26	\$ 2,138.56
5010 Professional Fees										1,250.00	500.00	
5010-1 CPA / Tax Accounting												
5010-2 Legal Fees												
Total 5010 Professional Fees	\$ 0.00	\$ 0.00	\$ 0.00	\$ 0.00	\$ 0.00	\$ 0.00	\$ 0.00	\$ 0.00	\$ 0.00	\$ 1,250.00	\$ 500.00	\$ 0.00
5011 Cash over short	-30.00	-10.00	165.14	5.00	0.00	0.00	0.00	30.00	0.00	0.00	-25.00	1.00
5012 Employee Goodwill		40.00	7.00							34.74		308.42
5015 Licenses and Permits												
5020 Business Travel	121.63	311.71	141.25		35.00	27.56	168.81			86.52	698.26	536.99
5021 Business Meals & Entertainment										11.20		38.22
5025 Cleaning supplies		481.69	294.14			119.06				157.71	184.80	92.06
5040 Damage Expense	633.21		50.33					55.26		103.56	150.00	
5050 Zarr Management Fees												
5051 Zarr Base Management Fee	3,294.83	3,855.43	4,013.09	3,293.04	2,837.61	3,155.62	2,942.18	3,434.58	2,859.59	3,748.18	2,564.10	2,400.14
Total 5050 Zarr Management Fees	\$ 3,294.83	\$ 3,855.43	\$ 4,013.09	\$ 3,293.04	\$ 2,837.61	\$ 3,155.62	\$ 2,942.18	\$ 3,434.58	\$ 2,859.59	\$ 3,748.18	\$ 2,564.10	\$ 2,400.14
Total Administrative & General	\$ 6,056.19	\$ 6,748.04	\$ 7,649.60	\$ 3,886.85	\$ 4,780.16	\$ 4,823.22	\$ 7,829.13	\$ 6,235.24	\$ 9,189.92	\$ 6,856.51	\$ 4,982.62	\$ 4,668.60
Melio Credit card fee												
Mortgage Int. Taxes, Insurance												
03400 Interest Expense												
9010 Mortgage Interest Expense	17,015.45	17,000.21	17,000.21	17,223.40	14,976.88	17,023.57	16,619.04	16,536.23	16,524.08	14,837.81	16,205.98	15,193.11
9020 Taxes												
9022 Property Taxes	4,688.45											
Total 9020 Taxes	\$ 4,688.45	\$ 0.00	\$ 0.00	\$ 0.00	\$ 0.00	\$ 0.00	\$ 0.00	\$ 0.00	\$ 0.00	\$ 0.00	\$ 0.00	\$ 0.00
9030 Insurance Expenses												
9031 GL Insurance			4,649.90	-6,266.05	4,721.90		1,314.44	2,439.81		3,287.28	3,281.76	
Total 9030 Insurance Expenses	\$ 0.00	\$ 0.00	\$ 4,649.90	\$ -6,266.05	\$ 4,721.90	\$ 0.00	\$ 1,314.44	\$ 2,439.81	\$ 0.00	\$ 3,287.28	\$ 3,281.76	\$ 0.00
9033 life insurance	149.93	149.93	149.93	149.93	149.93	149.93	149.93	149.93	149.93	149.93	149.93	149.93
Total Mortgage Int. Taxes, Insurance	\$ 22,663.83	\$ 18,010.14	\$ 22,660.04	\$ 11,107.36	\$ 19,948.71	\$ 17,773.50	\$ 17,482.41	\$ 19,126.97	\$ 16,674.01	\$ 18,266.00	\$ 16,637.67	\$ 15,343.04

4K-TAXE
-INS

A1		Texpress Car Wash Stephenville LLC												
	A	Z	AA	AB	AC	AD	AE	AF	AG	AH	AI	AJ	AK	
73	Total Mortgage Int. Taxes, Insurance	\$ 22,653.83	\$18,010.14	\$22,660.04	\$11,107.36	\$ 19,848.71	\$ 17,773.50	\$ 17,483.41	\$ 19,125.97	\$ 18,674.01	\$ 18,255.00	\$ 19,837.87	\$ 15,343.04	
74	Repairs & Maintenance													
75	7010 Grit Pit Expense		1,894.20	1,762.03			0.00					1,625.00		
76	7015 Landscaping and Outdoor Maint			124.48										
77	7016 Signage	454.71	212.17				168.87	194.85				116.94		
78	7020 Equipment Repairs & Maint		248.44			892.14	710.91				4,326.46			
79	7030 Facility Repairs & Maint													
80	7035 Tools & Maintenance Supplies	1,373.80	291.38	1,812.85	678.42	1,716.32	961.43	1,054.69	629.48	1,012.03	315.70	2,125.01	824.91	
81	7040 Security System	57.36	57.36	81.95	81.95	61.95	61.65	61.95		61.95	61.95	61.95	61.95	
82	Total Repairs & Maintenance	\$ 1,885.87	\$ 2,828.01	\$ 2,836.83	\$ 740.37	\$ 2,870.41	\$ 1,902.86	\$ 1,311.49	\$ 629.48	\$ 1,073.98	\$ 4,704.11	\$ 3,928.99	\$ 772.96	
83	Sales & Marketing													
84	6000 Advertising and Promotion													
85	6001 Web Site													
86	6002 Online Advertising								49.94					
87	6003 Print Advertising						520.00	900.97			772.34			
88	6006 Promotion Expense						500.00							
89	Total 6000 Advertising and Promotion	\$ 0.00	\$ 0.00	\$ 0.00	\$ 0.00	\$ 0.00	\$ 220.00	\$ 900.97	\$ 49.94	\$ 0.00	\$ 772.34	\$ 0.00	\$ 0.00	
90	Total Sales & Marketing	\$ 0.00	\$ 0.00	\$ 0.00	\$ 0.00	\$ 0.00	\$ 220.00	\$ 900.97	\$ 49.94	\$ 0.00	\$ 772.34	\$ 0.00	\$ 0.00	
91	Sponsorship													
92	Utilities													
93	8010 Electricity	2,732.91	2,752.25	2,573.00	2,732.38	2,751.07	2,279.36	2,481.15	2,427.51	2,315.47	5,194.28		2,401.18	
94	8020 Water	3,068.64	3,374.35	3,374.35	5,129.41	4,965.63	4,055.63	4,175.07	4,515.38	4,770.70	8,053.94	189.86	3,483.58	
95	8030 Internet & Cable Service													
96	8040 Telephone Service	201.53	196.45	201.54	201.54	175.77	185.72	185.85	142.45	185.95	185.95	184.89	104.85	
97	Total Utilities	\$ 6,003.08	\$ 6,323.05	\$ 6,148.28	\$ 8,063.33	\$ 6,992.47	\$ 6,530.71	\$ 6,842.17	\$ 7,066.34	\$ 7,272.12	\$ 13,434.17	\$ 374.75	\$ 6,069.61	
98	Total Expenses	\$ 36,598.97	\$33,880.16	\$39,295.26	\$23,797.91	\$ 34,291.75	\$ 21,260.29	\$ 34,367.17	\$ 32,126.07	\$ 34,209.03	\$ 44,022.13	\$ 28,923.94	\$ 64,594.29	
99	Net Operating Income	\$ 5,590.84	\$ 3,783.11	\$ 27.53	\$ 4,437.57	\$ 17,801.94	\$ 5,054.84	\$ 13,972.57	\$ 3,647.18	\$ 12,644.72	\$ 10,320.09	\$ 17,400.43	\$ 47,341.05	
100	Other Income													
101	Other Income													
102	Total Other Income	\$ 0.00	\$ 0.00	\$ 0.00	\$ 0.00	\$ 0.00	\$ 0.00	\$ 0.00	\$ 0.00	\$ 0.00	\$ 0.00	\$ 0.00	\$ 0.00	
103	Other Expenses													
104	Other Expenses													
105	10002 Amortization Expense												1,893.00	
106	10010 Closing cost													
107	Total Other Expenses	\$ 0.00	\$ 0.00	\$ 0.00	\$ 0.00	\$ 0.00	\$ 0.00	\$ 0.00	\$ 0.00	\$ 0.00	\$ 0.00	\$ 0.00	\$ 1,893.00	
108	Total Other Expenses	\$ 0.00	\$ 0.00	\$ 0.00	\$ 0.00	\$ 0.00	\$ 0.00	\$ 0.00	\$ 0.00	\$ 0.00	\$ 0.00	\$ 0.00	\$ 1,893.00	
109	Net Other Income	\$ 0.00	\$ 0.00	\$ 0.00	\$ 0.00	\$ 0.00	\$ 0.00	\$ 0.00	\$ 0.00	\$ 0.00	\$ 0.00	\$ 0.00	\$ 1,893.00	

A1		Texpress Car Wash Stephenville LLC												
	A	Z	AA	AB	AC	AD	AE	AF	AG	AH	AI	AJ	AK	
109	Net Other Income	\$ 0.00	\$ 0.00	\$ 0.00	\$ 0.00	\$ 0.00	\$ 0.00	\$ 0.00	\$ 0.00	\$ 0.00	\$ 0.00	\$ 0.00	\$ 1,893.00	
110	Net Income	\$ 5,590.84	\$ 3,783.11	\$ 27.53	\$ 4,437.57	\$ 17,801.94	\$ 5,054.84	\$ 13,972.57	\$ 3,647.18	\$ 12,644.72	\$ 10,320.09	\$ 17,400.43	\$ 49,234.65	
111														
112														
113														
114														
115														
116														
117														
118														
119														
120														
121														
122														
123														
124														
125														
126														
127														
128														
129														
130														
131														
132														
133														
134														
135														
136														
137														
138														
139														
140														
141														

Thursday, Jul 17, 2025 11:16:46 AM GMT-7 - Accrual Basis

380K

- 50K
- + 2K A*
- + 204 I
- + 75K 1
- + 35K 2
- + 10K T
- + 37K J
- + 17K B

+ 330K

E B I D

General Sales Report

Site Financial Detail Report 2025

Description	Price	Quantity	Amount	Description	Price	Quantity	Amount
=====				=====			
CARWASH SALES				VENDING SALES-			
=====				=====			
WASH SALES-				AF - Black Ice Scen	1.00	7	7.00
Sure Nuff	6.17	6,240	38,492.00	AA - Sponge	1.00	1	1.00
Package Wash	5.00	46,916	234,580.00	AF - Black Ice	1.00	37	37.00
Express Wash	4.00	14	56.00	AF - Leather Scent	1.00	1	1.00
Sure Nuff Plus	6.00	2	12.00	TOTAL:		46	46.00
TOTAL:		53,172	273,140.00	NET C-STORE SALES: 46.00			
=====				=====			
WASH PACKAGES-				LESS PAIDOUTS-			
Fixin To Go	5.00	9,826	49,130.00	Cust. Refund	-23.74	98	-2,326.57
Get R Done	10.00	18,429	184,290.00	Misc. Payout	-31.92	38	-1,213.01
Gussied Up	15.00	18,661	279,915.00	Switch ARM Plan	0.00	16	0.00
TOTAL:		46,916	513,335.00	Terminate ARM Plan	0.00	43	0.00
WASH EXTRA SERVICES-				Unl Fixin To Go Rfnd	-15.54	5	-77.68
Tire Shine	2.00	400	800.00	Unl Get R Done Rfnd	-18.26	20	-365.24
Carnuba Hot Wax	5.00	1	5.00	Unl Gussied Up Rfnd	-21.41	29	-620.79
TOTAL:		401	805.00	Unl Sure Nuff Rfnd	-8.92	5	-44.62
GROSS WASH SALES- 787,280.00				TOTAL:		254	-4,647.91
LESS WASH COUPONS-				NET SITE SALES: 692,695.10			
TOTAL:		0	0.00	PLUS SALES TAX: (0.00) 0.00			
LESS WASH DISCOUNTS-				ARM PLANS SOLD-			
\$10 Off Wash	-10.00	172	-1,720.00	Unl. First Resp. Sld	15.00	2	30.00
\$15 Off FB Coupon	-15.00	4	-60.00	Unl. Fixin To Go	20.00	94	1,880.00
\$15 Off Wash Mailer	-15.00	445	-6,675.00	Unl. Get R Done	24.86	116	2,884.00
Happy Hour Disc.	-5.00	3,367	-16,835.00	Unl. Get R Done \$1	1.00	120	120.00
Manager's Comp	-14.12	97	-1,369.99	Unl. Gussied Up	29.92	169	5,055.83
Rewash - Basic	-11.07	14	-155.00	Unl. Gussied Up \$1	1.00	171	171.00
Rewash - Extra	-12.14	7	-85.00	Unl. Sure Nuff	12.84	86	1,104.63
Test Wash Gussied Up	-19.99	2,588	-51,735.00	TOTAL:		758	11,245.46
TOTAL:		6,694	-78,634.99	ARM PLANS RECHARGED-			
LESS LOYALTY DISCOUNT-				Unl. First Resp Rchg	15.00	4	60.00
Clean Car Guaran.365	0.00	1	0.00	Unl. Fixin ToGo Rchg	20.00	1,924	38,480.00
Clean Car Guarantee	0.00	3,805	0.00	Unl. Get R Done Rchg	25.02	3,827	95,755.00
Clean Car Rdmd	-17.22	413	-7,110.00	Unl. Gussied Up Rchg	30.01	4,886	140,630.00
Fixin ToGo BOGO Rdmd	-10.00	86	-860.00	Unl. Sure Nuff Rchg	15.00	1,343	20,145.00
Get R Done BOGO Rdmd	-15.00	108	-1,620.00	TOTAL:		11,784	295,070.00
Gussied Up BOGO Rdmd	-20.00	83	-1,660.00	NON-RECURRING SOLD			
Owner Wash-Base	-5.00	4	-20.00	1y Fixin To Go Sld	240.00	1	240.00
Owner Wash-Extra	-12.50	4	-50.00	1y Gussied Up Sld	360.00	2	720.00
Sure Nuff BOGO Rdmd	-7.00	4	-28.00	TOTAL:		3	960.00
TOTAL:		4,508	-11,348.00	PREPAIDS SOLD-			
NET WASH SALES- 697,297.01				24 Holiday Giftcard	5.00	3	15.00
TOTAL WASH SALES: 697,297.01				Fixin To Go BOGO SLD	0.00	367	0.00
=====				Get R Done BOGO SLD	0.00	376	0.00
C-STORE SALES-				Get R Done BOGO SldP	0.00	30	0.00
TOTAL:		0	0.00	Gift Cards	14.65	17	249.00
=====				Gussied Up BOGO SLD	0.00	307	0.00
=====				Holiday Giftcard	5.00	5	25.00
=====				Semester Club Sld	35.00	1	35.00
=====				Sure Nuff BOGO SLD	0.00	66	0.00
=====				=====			

TEXPRESS CAR WASH
 Texpress Car Bath #03

General Sales Report

Site Financial Detail Report 2025

Mon 01/01/2024 12:00 AM
 Tue 12/31/2024 11:59 PM

Description	Price	Quantity	Amount	Description	Price	Quantity	Amount
VoucherCash	6.88	51	351.00	American Express			-15,668.00
TOTAL:		1,223	675.00	Discover			-21,320.06
TTL PREPAIDS SOLD			307,950.46	Visa / MC			-455,710.53
ARM PLANS REDEEMED-				TOTAL:			-492,698.59
NewPlan F2G Disc	-9.88	94	-929.01	OTHER TENDERS:			
NewPlan GetRDone Dsc	-15.00	236	-3,540.00	Change			10.00
NewPlan GussUp Disc	-20.00	339	-6,780.00	Credit Crd-Pending			0.00
NewPlan SureNuff Dsc	-6.14	86	-528.00	Credit Crd-Uncollect			-10.00
Unl. First Resp Rdmd	-15.00	13	-195.00	Group Leader Note			0.00
Unl. Fixin ToGo Rdmd	-10.00	5,039	-50,390.00	TOTAL:			0.00
Unl. Get R Done Rdmd	-15.00	9,530	-142,950.00	XPT BALANCING			0.00
Unl. Gussied Up Rdmd	-20.00	11,331	-226,615.00	(Should be \$0)			
Unl. Sure Nuff Rdmd	-6.18	3,153	-19,489.00	REPORT BALANCE:			0.00
TOTAL:		29,821	-451,416.01	(Should be \$0)			
ARM PLANS TERMINATED-				=====			
Discontinue ARM Plan	0.00	375	0.00	Cashier: _____	Empl #: _____		
TOTAL:		375	0.00	Reviewed By: _____	On: _____		
NON-RECURRING RDM				=====			
Fixiin to Go Rdm	-10.00	21	-210.00				
Gussied Up Rdm	-20.00	3	-60.00				
TOTAL:		24	-270.00				
LESS PREPAIDS REDEEMED-							
Gift Card Rdmd	-13.48	29	-391.00				
Free ExpressPkg	-4.00	14	-56.00				
TOTAL:		43	-447.00				
PREPAIDS REDEEMED			-452,133.01				
PREPAIDS +/-			-452,133.01				
=====							
TOTAL TO ACCOUNT FOR:			548,512.55				
=====							
DEPOSITS-							
Cash Deposit		326	-29,642.97				
CC Deposit		0	0.00				
Check Deposit		0	0.00				
Credit Card Deposit		0	0.00				
Electronic Deposit		0	0.00				
Misc Deposit		0	0.00				
TOTAL:			-29,642.97				
TOTAL XPT CASH:			-25,348.00				
=====							
OVER / SHORT (-)							
CASH:			-926.99				
XPT ACCEPTORS:			130.00				
XPT DISPENSERS:			-26.00				
CHECK:			0.00				
TOTAL:			-822.99				
CREDIT CARD:							

2023 \$ GS \$1.1M
 Net -\$48K

Recast Approx
 EBIDTA \$240K

	N	O	P	Q	R	S	T	U	V	W	X	Y
76												
77	0.00					278.89			860.54			
78		936.08	133.88				2,522.44		0.00	530.23		619.06
79												
80	1,464.42	158.90	3,785.22	2,738.99	1,435.75	1,066.49	1,940.38	2,413.35	639.83	1,275.00	309.93	1,266.95
81	57.36		115.77	57.26		57.36	114.72		57.76		57.36	57.36
82	\$ 2,610.11	\$ 1,094.98	\$ 4,034.87	\$ 2,796.25	\$ 2,524.08	\$ 1,402.74	\$ 4,577.54	\$ 2,413.35	\$ 1,558.13	\$ 1,805.23	\$ 3,891.33	\$ 3,031.70
83												
84										200.00		
85												
86												
87												
88						300.00						
89	\$ 0.00	\$ 0.00	\$ 0.00	\$ 0.00	\$ 0.00	\$ 300.00	\$ 0.00	\$ 0.00	\$ 0.00	\$ 200.00	\$ 0.00	\$ 0.00
90	\$ 0.00	\$ 0.00	\$ 0.00	\$ 0.00	\$ 0.00	\$ 300.00	\$ 0.00	\$ 0.00	\$ 0.00	\$ 200.00	\$ 0.00	\$ 0.00
91												
92												
93	2,253.64	2,841.99	2,529.65	3,188.24	3,173.01	2,515.57	2,513.63	2,611.84	2,629.55	2,657.22	2,638.71	3,143.78
94	6,969.68	5,146.68	5,444.68		11,591.17	249.00	9,800.99	5,542.48	4,157.01		3,182.68	3,482.56
95												
96	43.09		86.18	42.45		1,109.25	84.94	152.40	194.89	152.40	201.64	196.03
97	\$ 9,266.41	\$ 7,988.67	\$ 8,060.51	\$ 3,230.69	\$14,764.18	\$ 3,873.82	\$12,399.56	\$ 8,306.72	\$ 6,981.45	\$ 2,809.62	\$ 6,023.03	\$ 6,822.37
98	\$ 38,180.71	\$33,850.88	\$38,962.62	\$36,105.63	\$36,525.24	\$37,868.45	\$44,774.39	\$40,013.46	\$32,786.01	\$ 42,788.94	\$16,597.14	\$ 76,874.80
99	\$ 24,841.65	\$25,497.31	\$27,059.08	\$35,432.82	\$13,899.65	-\$ 619.68	-\$ 994.92	\$ 6,838.26	\$ 4,501.85	-\$ 7,496.39	\$16,184.26	-\$ 46,823.66
100												
101												
102	\$ 0.00	\$ 0.00	\$ 0.00	\$ 0.00	\$ 0.00	\$ 0.00	\$ 0.00	\$ 0.00	\$ 0.00	\$ 0.00	\$ 0.00	\$ 0.00
103												
104	-3,594.00											
105												1,893.00
106	-150.00											-500.00
107	-\$ 3,744.00	\$ 0.00	\$ 0.00	\$ 0.00	\$ 0.00	\$ 0.00	\$ 0.00	\$ 0.00	\$ 0.00	\$ 0.00	\$ 0.00	\$ 1,393.00
108	-\$ 3,744.00	\$ 0.00	\$ 0.00	\$ 0.00	\$ 0.00	\$ 0.00	\$ 0.00	\$ 0.00	\$ 0.00	\$ 0.00	\$ 0.00	\$ 1,393.00
109	\$ 3,744.00	\$ 0.00	\$ 0.00	\$ 0.00	\$ 0.00	\$ 0.00	\$ 0.00	\$ 0.00	\$ 0.00	\$ 0.00	\$ 0.00	-\$ 1,393.00
110	\$ 28,585.65	\$25,497.31	\$27,059.08	\$35,432.82	\$13,899.65	-\$ 619.68	-\$ 994.92	\$ 6,838.26	\$ 4,501.85	-\$ 7,496.39	\$16,184.26	-\$ 48,216.66
111												
112												
113												
114												

	Z	AA	AB	AC	AD	AE	AF	AG	AH	AI	AJ	AK
1												
2												
3												
4												
5	Jan 2024	Feb 2024	Mar 2024	Apr 2024	May 2024	Jun 2024	Jul 2024	Aug 2024	Sep 2024	Oct 2024	Nov 2024	Dec 2024
6												
7												
8	55,987.00	74,394.00	85,137.00	72,556.00	60,699.00	67,250.00	66,101.00	74,821.00	57,665.00	82,251.00	45,479.00	42,494.00
9	107.00	106.00	104.00	94.00	42.00	47.00	24.00	54.00	40.00	60.00	46.00	44.00
10	28,292.00	28,910.00	28,437.00	26,456.00	26,259.00	25,789.00	25,240.00	24,322.91	23,731.76	23,945.73	23,369.96	22,498.91
11	-33,254.30	-38,873.00	-47,785.00	-44,187.71	-38,514.00	-41,405.00	-40,487.00	-41,200.00	-33,370.00	-43,008.00	-27,523.00	-26,288.00
12	0.00	0.00	0.00	0.00	0.00	20.00	6.00	4.00	2.00	9.00	0.00	2.00
13	-272.57	-236.42	-679.21	-333.80	-548.71	-279.67	-165.91	-144.48	-354.42	-766.30	-250.00	-154.23
14	-5,037.00	-9,233.00	-7,884.00	-7,541.00	-7,400.00	-6,341.00	-8,647.00	-8,767.00	-6,863.00	-8,946.00	-4,462.00	-4,248.99
15	-10.00	0.00	0.00	-150.00	0.00	0.00	-40.00	-25.00	0.00	-61.81	-30.00	-60.00
16	\$ 45,812.13	\$55,067.58	\$57,329.79	\$46,893.49	\$ 40,537.29	\$ 45,080.33	\$ 42,031.09	\$ 49,065.43	\$ 40,851.34	\$ 53,483.62	\$ 36,629.96	\$ 34,287.69
17	\$ 45,812.13	\$55,067.58	\$57,329.79	\$46,893.49	\$ 40,537.29	\$ 45,080.33	\$ 42,031.09	\$ 49,065.43	\$ 40,851.34	\$ 53,483.62	\$ 36,629.96	\$ 34,287.69
18												
19												
20	1,877.27	2,483.28	2,865.20	2,508.17	2,316.13	2,774.75	3,214.22	3,292.17	2,050.81	3,029.35	1,973.35	1,456.01
21		830.54										
22												
23	9,950.31	11,473.09	12,047.12	12,907.60	16,700.35	14,107.39	15,605.46	14,899.44	14,749.97	14,212.73	19,795.39	12,977.66
24	1,531.00	1,230.00	1,547.00	1,658.00	2,490.00	854.46	1,455.00	1,109.00	1,138.00	1,228.00	1,475.00	1,532.00
25					788.46	0.00	0.00	0.00	0.00	0.00		
26	1,256.06	1,387.40	1,362.68	1,584.24	1,752.54	1,148.28	1,361.81	1,285.93	1,348.25	1,257.60	1,601.80	1,069.38
27										53.90		
28	189.36		185.00								260.91	
29	\$ 12,926.73	\$14,090.49	\$15,141.80	\$16,149.84	\$ 21,731.35	\$ 16,110.13	\$ 18,422.27	\$ 17,294.37	\$ 17,236.22	\$ 16,752.23	\$ 23,133.10	\$ 15,579.04
30	\$ 14,804.00	\$17,404.31	\$18,007.00	\$18,658.01	\$ 24,047.48	\$ 18,884.88	\$ 21,636.49	\$ 20,586.54	\$ 19,287.03	\$ 19,781.58	\$ 25,106.45	\$ 17,035.05
31	\$ 14,804.00	\$17,404.31	\$18,007.00	\$18,658.01	\$ 24,047.48	\$ 18,884.88	\$ 21,636.49	\$ 20,586.54	\$ 19,287.03	\$ 19,781.58	\$ 25,106.45	\$ 17,035.05
32	\$ 31,008.13	\$37,663.27	\$39,322.79	\$28,235.48	\$ 16,489.81	\$ 26,195.45	\$ 20,394.60	\$ 28,478.89	\$ 21,564.31	\$ 33,702.04	\$ 11,523.51	\$ 17,252.64
33												
34												
35												37,496.00
36												
37												
38		14.00	14.00	43.95			69.25	39.08	39.22	69.19	48.95	69.11
39	1,585.00	1,691.25	1,625.68	207.16	1,552.10	1,305.46	1,294.87	1,410.05	1,437.16	1,271.96	1,558.79	1,149.26
39	Z	AA	AB	AC	AD	AE	AF	AG	AH	AI	AJ	AK
40	165.39	160.34	188.80	151.20	119.65	38.00	96.18	52.61				
41									24.18			
42	72.47	63.96	63.96	63.96	63.96	63.96	65.56	69.29	69.29	69.29	69.29	69.29
43												
44			949.55				3,023.48		3,023.48			2,016.02
45	213.66	110.56	116.56	122.54	171.84	113.56	125.54	125.54	127.01	130.01	191.28	122.54
46	\$ 213.66	\$ 110.56	\$ 1,066.11	\$ 122.54	\$ 171.84	\$ 113.56	\$ 3,149.02	\$ 125.54	\$ 3,150.49	\$ 130.01	\$ 191.28	\$ 2,138.56
47												
48												
49									1,250.00	500.00		
50	\$ 0.00	\$ 0.00	\$ 0.00	\$ 0.00	\$ 0.00	\$ 0.00	\$ 0.00	\$ 0.00	\$ 1,250.00	\$ 500.00	\$ 0.00	\$ 0.00
51	-30.00	-10.00	185.14	5.00	0.00	0.00	0.00	30.00	0.00	0.00	-25.00	1.00
52		40.00	7.00					74.19		34.74		390.42
53												
54	121.63	311.71	141.25		35.00	27.56	156.81		86.52	698.26	536.99	148.74
55									11.20		38.22	
56		481.69	294.14			119.06			157.71	184.88		92.08
57	633.21		50.33				55.26		103.56	150.00		
58												
59	3,294.83	3,855.43	4,013.09	3,293.04	2,837.61	3,155.62	2,942.18	3,434.58	2,859.59	3,748.18	2,564.10	2,400.14
60	\$ 3,294.83	\$ 3,855.43	\$ 4,013.09	\$ 3,293.04	\$ 2,837.61	\$ 3,155.62	\$ 2,942.18	\$ 3,434.58	\$ 2,859.59	\$ 3,748.18	\$ 2,564.10	\$ 2,400.14
61	\$ 6,056.19	\$ 6,718.94	\$ 7,649.50	\$ 3,886.85	\$ 4,780.16	\$ 4,823.22	\$ 7,829.13	\$ 5,235.34	\$ 9,188.92	\$ 6,856.51	\$ 4,982.62	\$ 6,458.60
62												
63												
64												
65	17,815.45	17,860.21	17,860.21	17,223.48	14,976.88	17,623.57	16,019.04	16,536.23	16,524.08	14,837.81	16,205.98	15,193.11
66												
67	4,688.45											
68	\$ 4,688.45	\$ 0.00	\$ 0.00	\$ 0.00	\$ 0.00	\$ 0.00	\$ 0.00	\$ 0.00	\$ 0.00	\$ 0.00	\$ 0.00	\$ 0.00
69												
70			4,649.90	-6,266.05	4,721.90		1,314.44	2,439.81		3,267.26	3,281.76	
71	\$ 0.00	\$ 0.00	\$ 4,649.90	\$ -6,266.05	\$ 4,721.90	\$ 0.00	\$ 1,314.44	\$ 2,439.81	\$ 0.00	\$ 3,267.26	\$ 3,281.76	\$ 0.00
72	149.93	149.93	149.93	149.93	149.93	149.93	149.93	149.93	149.93	149.93	149.93	149.93
73	\$ 22,653.83	\$18,010.14	\$22,660.04	\$11,107.36	\$ 19,848.71	\$ 17,773.50	\$ 17,483.41	\$ 19,125.97	\$ 16,674.01	\$ 18,255.00	\$ 19,637.67	\$ 15,343.04
74												
75		1,894.20	1,762.03			0.00					1,625.00	

General Sales Report

Site Financial Detail Report 2025

Description	Price	Quantity	Amount	Description	Price	Quantity	Amount	
=====				NET C-STORE SALES:				10.00
=====				=====				=====
CARWASH SALES								
=====								=====
WASH SALES-				LESS PAIDOUTS-				
Sure Nuff	7.00	8,714	60,998.00	Cust. Refund	-24.92	245	-6,104.36	
Package Wash	5.00	66,190	330,950.00	Switch ARM Plan	0.00	21	0.00	
Express Wash	4.00	49	196.00	Terminate ARM Plan	0.00	165	0.00	
TOTAL:		74,953	392,144.00	Unl Fixin To Go Rfnd	-12.47	27	-336.64	
WASH PACKAGES-				Unl Get R Done Rfnd	-14.18	41	-581.45	
Fixin To Go	5.00	14,172	70,860.00	Unl Gussied Up Rfnd	-20.35	98	-1,953.83	
Get R Done	10.00	24,734	247,340.00	Unl Sure Nuff Rfnd	-8.47	22	-186.27	
Gussied Up	15.00	27,284	409,260.00	TOTAL:		617	-9,162.55	
TOTAL:		66,190	727,460.00	NET SITE SALES:				1,006,877.45
WASH EXTRA SERVICES-				PLUS SALES TAX:				(0.00)
Tire Shine	2.00	1,179	2,358.00					0.00
Carnuba Hot Wax	5.00	67	335.00	ARM PLANS SOLD-				
TOTAL:		1,246	2,693.00	Unl. Fixin To Go	20.00	221	4,420.00	
GROSS WASH SALES-				Unl. Get R Done	25.00	319	7,975.00	
			1,122,297.00	Unl. Get R Done \$1	1.00	88	88.00	
LESS WASH COUPONS-				Unl. Gussied Up	30.00	376	11,280.00	
TOTAL:		0	0.00	Unl. Gussied Up \$1	1.00	157	157.00	
LESS WASH DISCOUNTS-				Unl. Sure Nuff	15.00	160	2,400.00	
Free Basic	-7.00	3	-21.00	TOTAL:		1,321	26,320.00	
Happy Hour Disc.	-5.00	4,719	-23,595.00	ARM PLANS RECHARGED-				
Manager's Comp	-12.00	796	-9,553.00	Unl. Fixin ToGo Rchg	20.00	2,193	43,860.00	
Rewash - Basic	-5.93	45	-267.00	Unl. Get R Done Rchg	25.00	4,526	113,150.00	
Rewash - Extra	-10.42	24	-250.00	Unl. Gussied Up Rchg	30.00	6,515	195,450.00	
Test Wash Gussied Up	-19.99	3,300	-65,975.00	Unl. Sure Nuff Rchg	15.00	1,530	22,950.00	
TOTAL:		8,887	-99,661.00	TOTAL:		14,764	375,410.00	
LESS LOYALTY DISCOUNT-				NON-RECURRING SOLD				
Clean Car Guarantee	0.00	4,652	0.00	TOTAL:		0	0.00	
Clean Car Rdmd	-15.00	416	-6,240.00	PREPAIDS SOLD-				
Owner Wash-Base	-5.19	21	-109.00	Holiday Giftcard	13.76	17	234.00	
Owner Wash-Extra	-13.53	19	-257.00	VoucherCash	4.95	140	693.00	
TOTAL:		5,108	-6,606.00	TOTAL:		157	927.00	
NET WASH SALES-				TTL PREPAIDS SOLD				402,657.00
			1,016,030.00	ARM PLANS REDEEMED-				
TOTAL WASH SALES:				NewPlan F2G Disc	-9.99	221	-2,208.23	
			1,016,030.00	NewPlan GetRDone Dsc	-15.00	406	-6,090.00	
=====				NewPlan GussUp Disc	-20.00	533	-10,660.00	
C-STORE SALES-				NewPlan SureNuff Dsc	-7.00	160	-1,120.00	
Misc. Store (No Tax)	0.00	0	0.00	Unl. Fixin ToGo Rdmd	-10.00	5,897	-58,970.00	
TOTAL:		0	0.00	Unl. Get R Done Rdmd	-15.00	11,422	-171,321.00	
VENDING SALES-				Unl. Gussied Up Rdmd	-20.00	16,436	-328,720.00	
AA - Sponge	1.00	5	5.00	Unl. Sure Nuff Rdmd	-7.00	4,156	-29,092.00	
AA - Tire Foam	2.00	1	2.00	TOTAL:		39,231	-608,181.23	
AF - Black Ice	1.00	1	1.00	ARM PLANS TERMINATED-				
Vending Machine	1.00	2	2.00	Discontinue ARM Plan	0.00	580	0.00	
TOTAL:		9	10.00	TOTAL:		580	0.00	

TEXPRESS CAR WASH
Texpress Car Bath #03

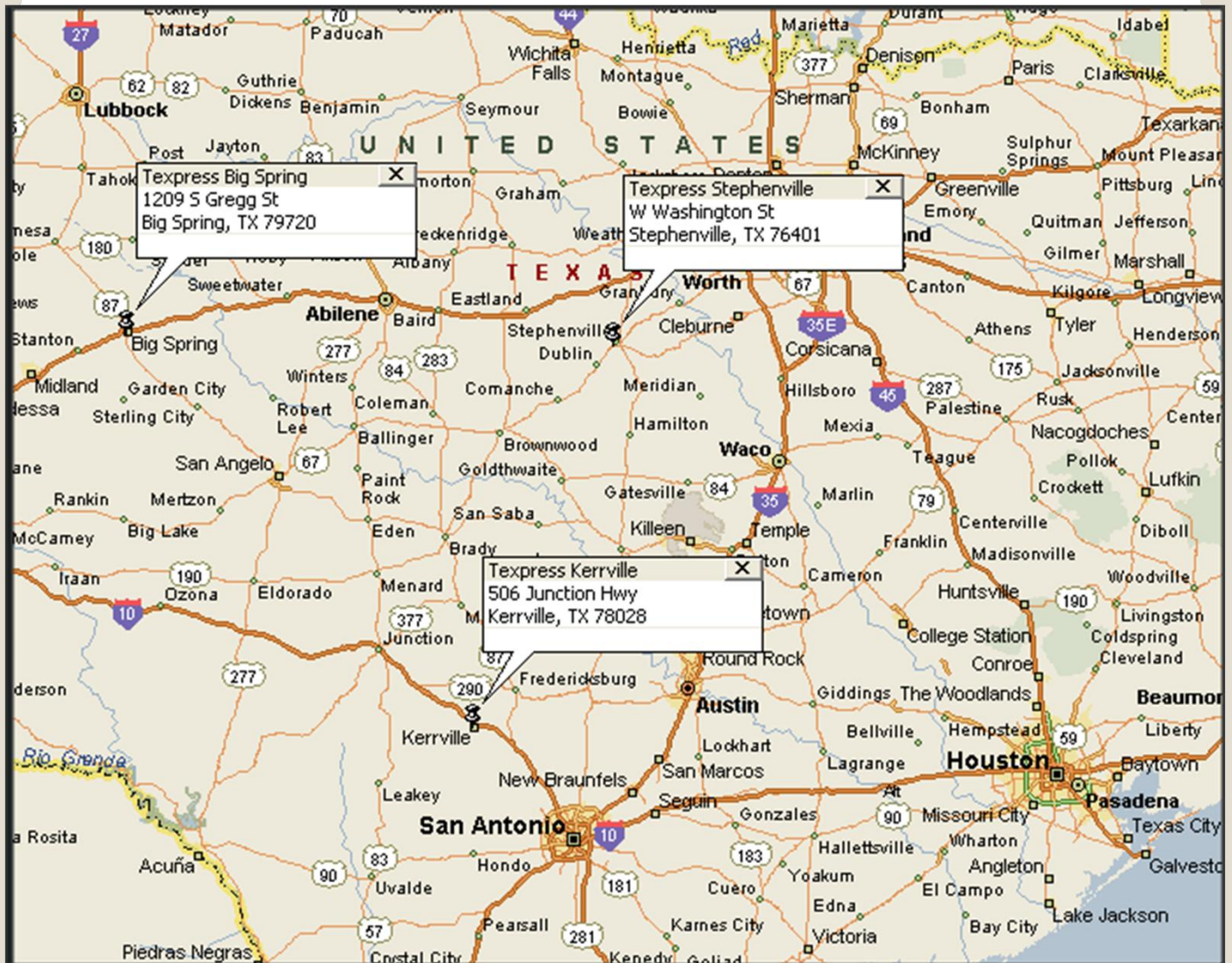
General Sales Report

Site Financial Detail Report 2025

Sun 01/01/2023 12:00 AM
Sun 12/31/2023 11:59 PM

Description	Price	Quantity	Amount
NON-RECURRING RDM			
Police Rdm	-10.00	17	-170.00
TOTAL:		17	-170.00
LESS PREPAIDS REDEEMED-			
Gift Card Rdm	-15.00	2	-30.00
Free ExpressPkg	-4.00	49	-196.00
TOTAL:		51	-226.00
PREPAIDS REDEEMED			-608,577.23
PREPAIDS +/-			-608,577.23
=====			
TOTAL TO ACCOUNT FOR:			800,957.22
=====			
DEPOSITS-			
Cash Deposit		341	-41,664.28
CC Deposit		0	0.00
Check Deposit		0	0.00
Credit Card Deposit		0	0.00
Electronic Deposit		0	0.00
Misc Deposit		0	0.00
TOTAL:			-41,664.28
TOTAL XPT CASH:			-49,305.00
=====			
OVER / SHORT (-)			
CASH:			-1,377.16
XPT ACCEPTORS:			155.00
XPT DISPENSERS:			-14.00
CHECK:			-15.00
TOTAL:			-1,251.16
CREDIT CARD:			
American Express			-20,045.55
Discover			-28,286.72
Visa / MC			-680,333.51
TOTAL:			-708,665.78
OTHER TENDERS:			
Change			14.00
Credit Crd-Pending			15.00
Credit Crd-Uncollect			-100.00
TOTAL:			-71.00
XPT BALANCING			0.00
(Should be \$0)			
=====			
REPORT BALANCE:			0.00
(Should be \$0)			
=====			
Cashier: _____ Empl #: _____			
Reviewed By: _____ On: _____			

Texpress Express 3 Loc's San Antonio, TX area



2025

Texpress Stephenville				
Car Counts	March	April	May	Jun
Single	1,913	1,207	1,189	
Member/plan	2501	2122	2148	
free Wash rede	469	275	301	
Total all	4883	3604	3638	
Total paid	4,414	3,329	3,337	
Net wash rever	47715.34	39396.62	38779.14	
\$ per car	\$9.77	\$10.93	\$10.66	
Members	984	967	950	
Fleet Washes	0	0	0	
Plans Sold	106	51	46	
Plans Disc & t	16	21	20	
Plans Exp	49	46	39	
Store Notes:				
Days closed				
Other	membership promo		membership promo	
Financials Metrics				
Payroll per car	\$2.61	\$3.73	\$5.42	
Cogs per car	\$3.26	\$4.58	\$6.08	
Fixed expense	35475.05	39038.36	37015.21	
Net Income	-3490.22	-15703.83	-20195.42	
Opt Spot				

CAR WASH EQUIPMENT PROPOSAL



EQUIPMENT & SUPPLY

Seller Info:

Baker Equipment & Supply, Inc.
 5431 Gregg Street
 Dallas, TX 75235
 Phone: 800-442-1051
 Fax: 214-630-9058

Last Date Revised: 9/8/2020-09:55:15 AM

EB# 200520-2




New Quote



Buyer Info:

Tex Press Car Wash
 5762 Rufe Snow Dr
 North Richland Hills, TX
 USA
 Phone: |

Car Wash Site:

Tex Press Car Wash
 2014 West Washington Street
 Stephenville, Texas 76401
 US

Item and Description	UOM	Qty.	Unit Price	Ext. Price
 <p>ITEM 997009 P-300G CORRELATOR FIXED UHMW http://www.pecocarwash.com/Product/997009</p>	EACH	1.00	\$2,830.00USD	\$2,830.00USD
 <p>ITEM 629010 CNEGR CONVEYOR ENTRANCE GUIDE RAIL (UHMW-GUIDE) http://www.pecocarwash.com/Product/629010</p>	EACH	1.00	\$550.00USD	\$550.00USD
 <p>ITEM 990157 UENTLOG ENTRANCE ULTIMATE CONVEYOR SECTION V2.1TUF LOG http://www.pecocarwash.com/Product/990157</p>	EACH	1.00	\$7,842.00USD	\$7,842.00USD

	ITEM 999999	EACH	1.00	\$3,500.00USD	\$3,500.00USD
	RUG BEATER NOTES: CUSTOMER TO SUPPLY RUG BEATER				
	ITEM 999999	EACH	1.00	\$7,000.00USD	\$7,000.00USD
	BUILDING SIGNAGE NOTES: CUSTOMER RESPONSIBLE FOR ALL BUILDING SIGNAGE AND INSTALLATION				

CAR WASH EQUIPMENT PROPOSAL TOTALS

EQUIPMENT SUBTOTAL	\$617,095.85 USD
LESS DISCOUNT	\$48,078.00USD
SALES TAX	\$46,943.97 USD
ESTIMATE FREIGHT CHARGE	\$15,000.00USD
ERECTION PRICE	\$90,000.00USD
	Grand Total
TOTAL (F.O.B. MANUFACTURE)	\$720,961.82 USD

Order Notes:

Cowboy Express Car Wash
 4.7 ★★★★★ (287)
 Car wash · 2830 W Washington Ln
 Open · Closes 7 PM ·
 (817) 210-4110

Clean Car Wash
 4.8 ★★★★★ (183)
 Car wash · 2623 W Washington St
 Open · Closes 8 PM ·
 (254) 362-5055

Texpress Car Wash Stephenville
 4.5 ★★★★★ (163)
 Car wash · 2014 W Washington St
 Open · Closes 7 PM ·
 (254) 434-4530

The Car Wash At Bruner's
 3.9 ★★★★★ (166)
 Car wash · 2620 W Washington St
 Open · Closes 7 PM ·
 (254) 968-8544

Car Wash
 4.1 ★★★★★ (97)
 Car wash · 92 S 2nd Ave
 Open now

HEB Car Wash

Results Share

Cowboy Express Car Wash
 4.7 ★★★★★ (287)
 Car wash · 2830 W Washington Ln
 Open · Closes 7 PM ·
 (817) 210-4110

Clean Car Wash
 4.8 ★★★★★ (183)
 Car wash · 2623 W Washington St
 Open · Closes 8 PM ·
 (254) 362-5055

Texpress Car Wash Stephenville
 4.5 ★★★★★ (163)
 Car wash · 2014 W Washington St
 Open · Closes 7 PM ·
 (254) 434-4530

The Car Wash At Bruner's
 3.9 ★★★★★ (166)
 Car wash · 2620 W Washington St
 Open · Closes 7 PM ·
 (254) 968-8544

Car Wash
 4.1 ★★★★★ (97)

Stephenville EQ Room



Stephenville EQ Room



Roger A. Pencek
Designated Broker
President, M.B.A.

Web Page
www.carwashbrokers.com
www.abibiz.com



Corporate Office
Phone: (602) 787-1100
Fax: (480) 483-1116
Mobile: (602) 770-4040
roger@carwashbrokers.com

Car Wash Brokers, Inc.
(aka) ABI, LLC
11408 N. Blackheath Rd
Scottsdale, Az 85254



Roger A. Pencek
President / Broker / Principal / Consultant / M.B.A.

Western Illinois University 1974 BS Business degree / law minor; MBA 1985.

Roger molded his early Merger and Acquisitions career in management capacity at General Motors Corporation and International Harvester; specializing in M&A throughout the USA and Canada buying and selling manufacturing companies.

Real Estate licensed Broker, Selling, Marketing and Consulting in the Car Wash Business since 1985; he has founded and owns ABI L.L.C. (Acquisitions, Businesses & Investments L.L.C.) which specializes in the sale of businesses in the \$900K - \$25M range. For the last 40 years he has gained the reputation of "Car Wash Broker," specializing in 800+ confirmed car wash closings in the Pacific Southwest (AZ, CA, WA, GA, IL, CO, NV, FL, TX.) and Europe.

Simultaneously, in 1985 to his credit, founded and owns "Car Wash Brokers, Inc.," (CWB, Inc.), a National Company solely specializing in the sale of Full Service, Express and Self Service Car Wash Businesses in the USA! His goal is to have CWB Inc., agents in every state of the USA, representation in Canada and Europe. Roger is a seasoned expert court witness / testimony for car wash related cases, frequent and revered public speaker, seminars, consultant, pod cast guest and pro bono author's articles for Car Wash Associations and magazines.

CWB Inc., Mission Statement: CWB is national network of licensed agents marketing existing car washes to the public, in an ethical and professional manner acknowledged as the expert in the industry.

Web site www.carwashbrokers.com www.abibiz.com

Branch Offices: USA
Roger A. Pencek Broker
 roger@abibiz.com
 www.gsbUSA.biz
 www.carwashbrokers.com



Corporate Office:
Office: (602) 787-1100
Fax: (480) 483-1116
Mobile: (602) 770-4040

Acquisitions, Businesses & Investments, LLC
 (aka) Car Wash Brokers, Inc.
 11408 N. Blackheath Rd., Scottsdale, Az 85254

"CONFIDENTIALITY AGREEMENT REGISTRATION FORM"

I, _____, agreeed _____ and Acquisitions, Businesses & Investments, LLC (ABI) and its duly authorized agent and **Roger A. Pencek** (Together referred to as "Broker") that, in exchange for broker disclosing certain information regarding the business listed and described below (hereinafter referred to as the "Business") to potential buyer who **warrants their signature** below is their identity:

- Potential Buyer will not interview employees or representatives of the business without the express, written consent of broker;
- Potential Buyer will treat forms used by and information received from broker as CONFIDENTIAL and will not disclose them or permit them to be used by anyone not specifically authorized by broker;
- For each business listing provided by ABI buyer agrees to utilize the brokerage services of ABI on the business as introduced to buyer. If buyer violates this condition, buyer agrees to pay ABI sellers pre-negotiated commission in full, directly to ABI. This agreement will survive for one year from the date below.
- Seller has provided all information contained on this form, BROKER HAS NOT AUDITED, VERIFIED OR INVESTIGATED any of the information. Potential buyer should investigate and verify all representations regarding the business with seller. Potential buyer understands that broker is acting as agent for seller and that this offering is subject to prior sale.
- The undersigned also states that the reason for their inquiry is their interest in purchasing the business and not to gain information for other competitors or an assigns for the Department of Internal Revenue Services.
- It is further agreed that in the event of any breach or threatened breach of this agreement, broker may, in addition to any other remedies it may have, obtain an injunction restraining potential buyer and any of its agents or employees from disclosing or using any information or knowledge obtained from broker pursuant to this agreement. Potential buyer hereby consents to the jurisdiction of the Superior Court of the state is authorized, for such purposes and for the determination of all other remedies
- The undersigned potential Buyer acknowledges the responsibility to perform a due diligence review at his own cost and expense prior to any acquisition with ABI, and will deal exclusively with ABI in any acquisition ABI has registered below with potential buyer within 1 (one) year of the date hereof.
- In the event agent listed below is eligible for a fee from Buyer's lender, this is disclosure of the same.
- Recipient and Recipient's Broker agree not to circumvent, go around, or otherwise exclude Seller's Broker, ABI / CwB in any discussions direct with Owner / Seller regarding the potential acquisition of the Property mentioned herein.

Note: Any co-broke or referral fees for buyers agents are to be disclosed, noted on this form, upon authorization below. **None**

I the undersigned "Buyer" have read all of the terms and conditions above. I fully understand the information that I have read and understand what my responsibilities are. I also understand that legal actions will be taken against me in the case of a breach or threat to breach this contract with ABI.

Roger A. Pencek _____ Potential Buyer: _____ **Please authorize and scan back**
 ABI / CwB Authorized Broker, Roger Pencek _____ Email _____ **Date**
 Phone/Fax: _____

Name of Business	Address	Payment	Sale Price	Terms
TEXPRESS 3 EXPRESS WASHES				
Texpress Express	506 Junction Hwy, Kerrville, TX	cash	\$2.3M	Express w land
Texpress Express	2014 W Washington, Stephenville, TX	cash	\$1.9M	Express w land
Texpress Express	1209 S Gregg St, Big Spring, TX	cash	\$2.4M	Express w land

CWB

CAR WASH BROKERS INC

602-787-1100

ROGER A. PENCEK - BROKER

www.carwashbrokers.com

REALTY SIGN CO. 602-267-7227



ROGER A. PENCEK
DESIGNATED BROKER
PRESIDENT/M.B.A.



Car Wash Brokers, Inc.
(aka) Acquisitions, Business, & Inv. LLC
11408 N. Blackheath Rd.
Scottsdale, AZ 85254

Web Page: www.carwashbrokers.com

CORPORATE OFFICE

11408 N. Blackheath Rd.
Scottsdale, AZ 85254

Phone: (602) 787-1100

Mobile: (602) 770-4040

Email: roger@carwashbrokers.com



Car Wash Brokers, Inc.

11408 North Blackheath Road, Scottsdale, AZ 85254



We Sell Car Washes!

Full Service • Express • Self-Service



- Largest Car Wash Brokerage In U.S.A. (Est. 1985)
- Car Wash and Gas Station Brokers & Consultants



www.carwashbrokers.com

Roger A. Pencek - President, Broker, Consultant
 602-787-1100
 Roger@carwashbrokers.com



Est. 1985



ROGER A. PENCEK
 DESIGNATED BROKER
 PRESIDENT/M.B.A.



Car Wash Brokers, Inc.
(aka) Acquisitions, Business, & Inv. LLC
 11408 N. Blackheath Rd.
 Scottsdale, AZ 85254

Web Page: www.carwashbrokers.com

CORPORATE OFFICE

11408 N. Blackheath Rd.
 Scottsdale, AZ 85254

Phone: (602) 787-1100

Mobile: (602) 770-4040

Email: roger@carwashbrokers.com