

# HICKORY LOGISTICS CENTER

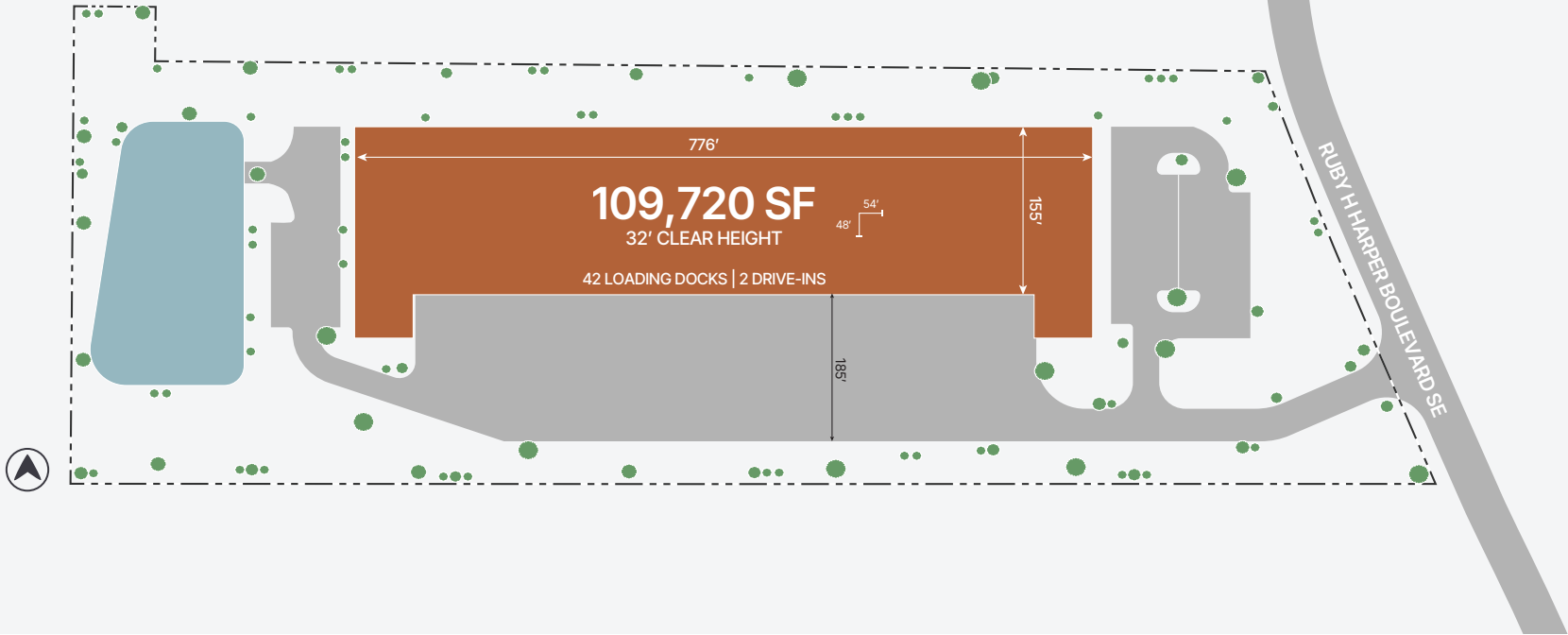
**Build-to-Suit Opportunity  
For Sale or Lease**

**±109,720 SF**

Adjacent to Atlanta Airport

Atlanta, GA





## SPECIFICATIONS

Building SF	±109,720	Clear Height	32'	Loading Format	Rear-load
Office SF	To-Suit	Column Spacing	54' x 48'	Truck Court Depth	185'
Acres	±12.6	Loading Docks	42	Trailer Stalls	58
Building Dimensions	776' x 155'	Drive-Ins	2	Car Spaces	141

## LOCAL ACCESS

### I-75 (Exit 238B)

1.3 miles

### Hartsfield-Jackson Atlanta International Airport

2 miles

### I-285 (Exit 55)

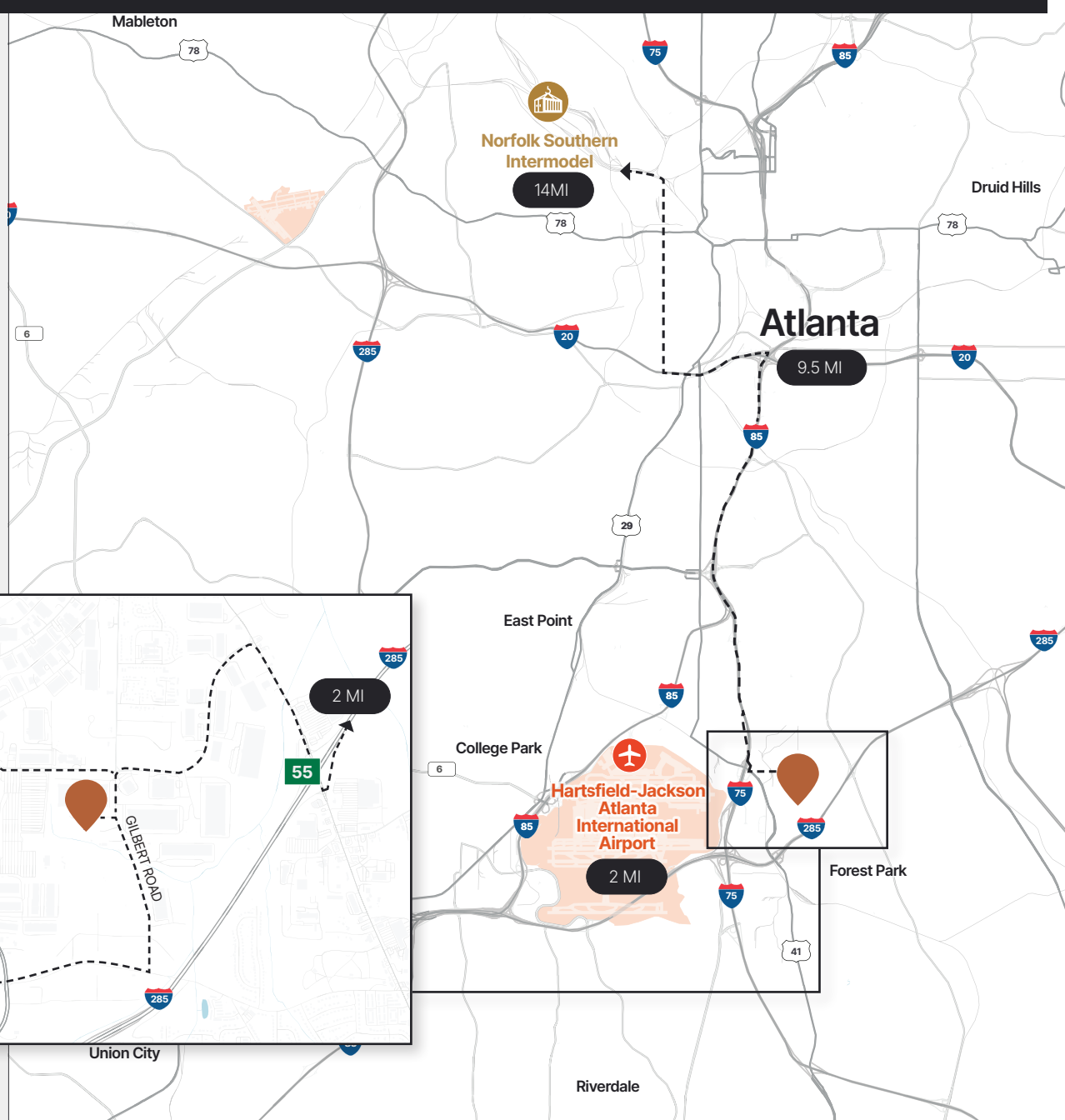
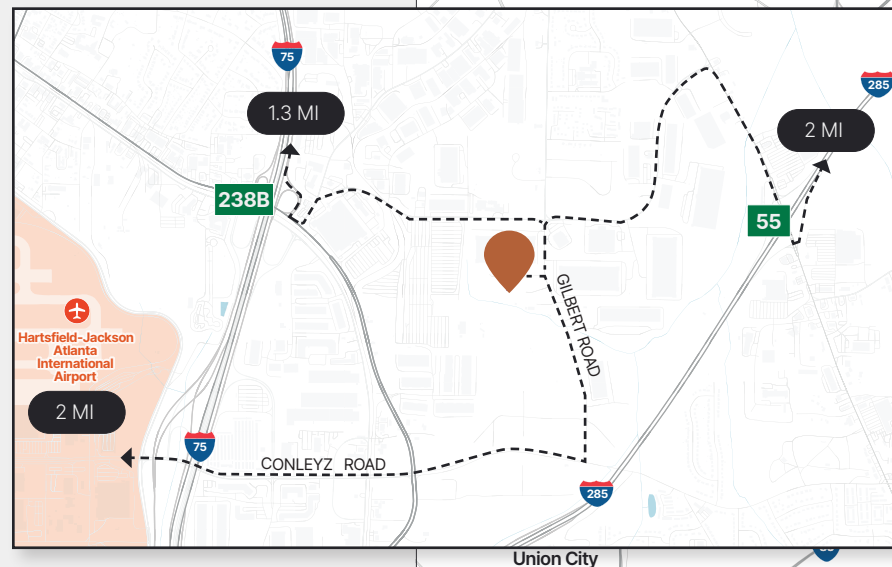
2 miles

### Atlanta (Downtown)

9.5 miles

### Norfolk Southern Intermodel (Atlanta)

14 miles



## TRANSIT OVERVIEW

### Sea Ports & Major Cities

Port of Savannah	244 miles
Port of Charleston	299 miles
Port of Brunswick	306 miles
Port of Jacksonville	343 miles
Birmingham	155 miles
Charlotte	255 miles
Orlando	433 miles

### Intermodel

Norfolk Southern Intermodel (Atlanta)	14 miles
CSX Rail	15 miles

## CONTACT INFORMATION

### Stephen Bridges

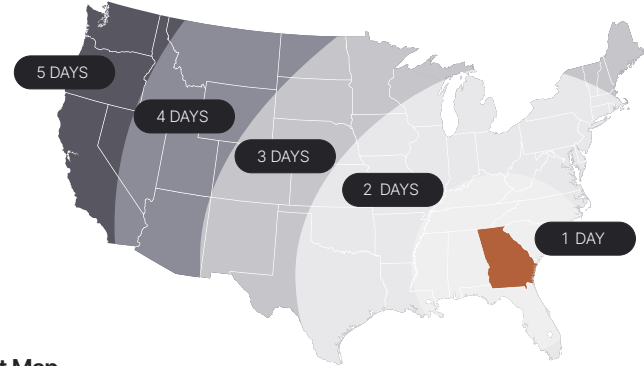
Stephen.Bridges@OnPacePartners.com  
(404) 909-1560



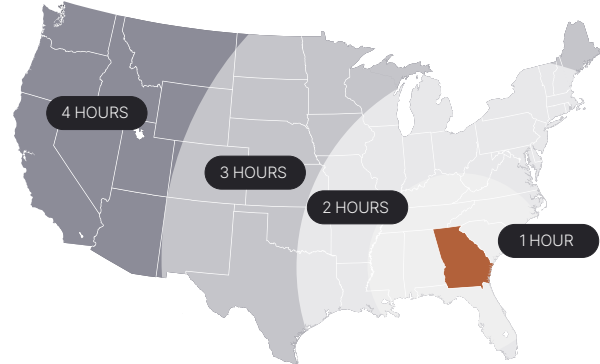
**ONPACE**

This is not an offer or acceptance of an offer to lease space. A lease will only be offered or made in a written agreement signed by landlord. No representation or warranty of any kind is made by landlord unless set forth in a written definitive lease executed by the landlord.

### Truck Transit Map



### Air Transit Map



### Rail Transit Map

