


1,334-10,938 SF
Creative Office

1010
THE ALAMEDA
SAN JOSE, CA



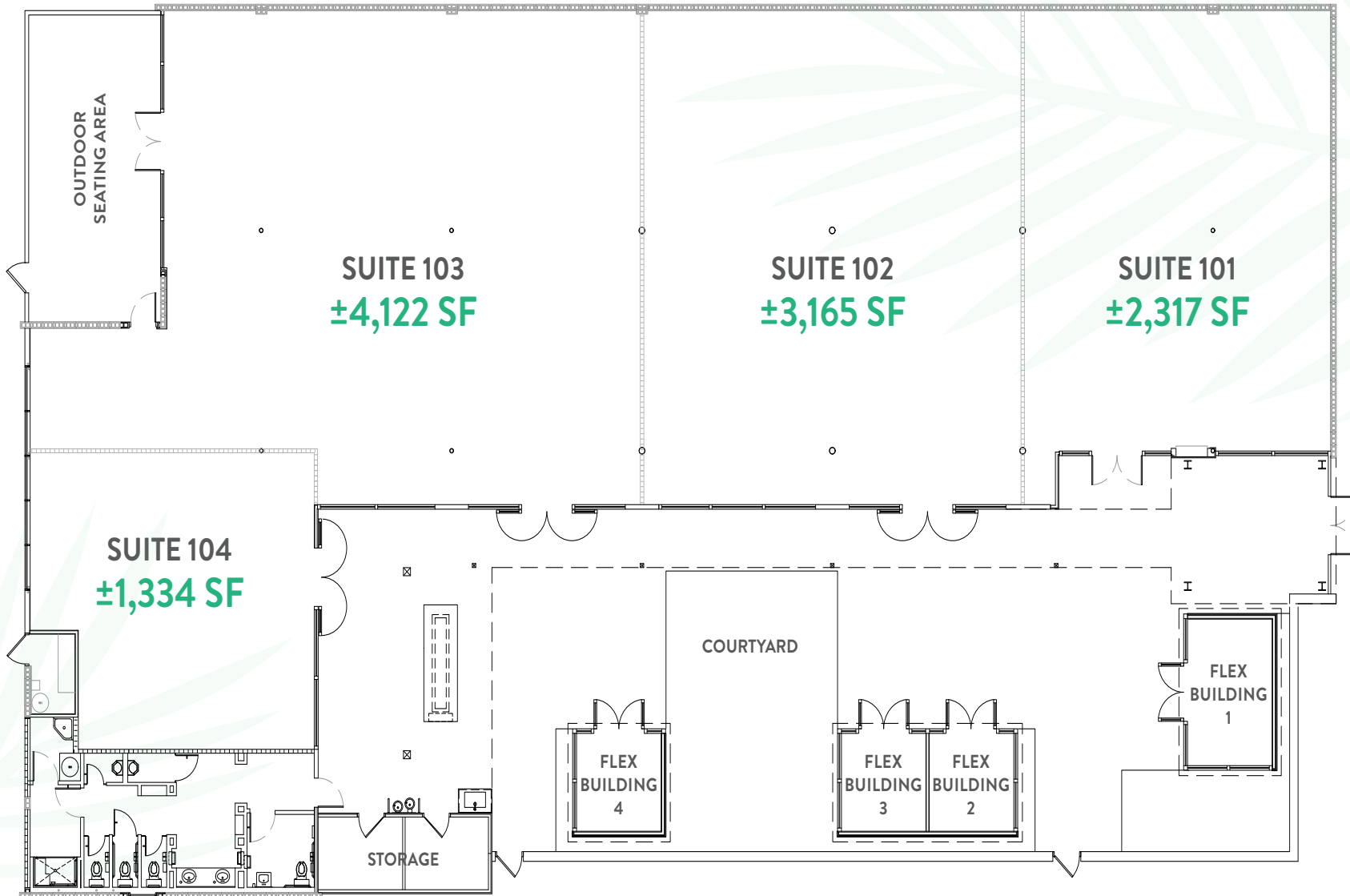
Scan to share
with colleagues

10/10 Would Recommend



Floor Plan

±10,938 SF Total (divisible): Ideally divides to ±5,482 SF

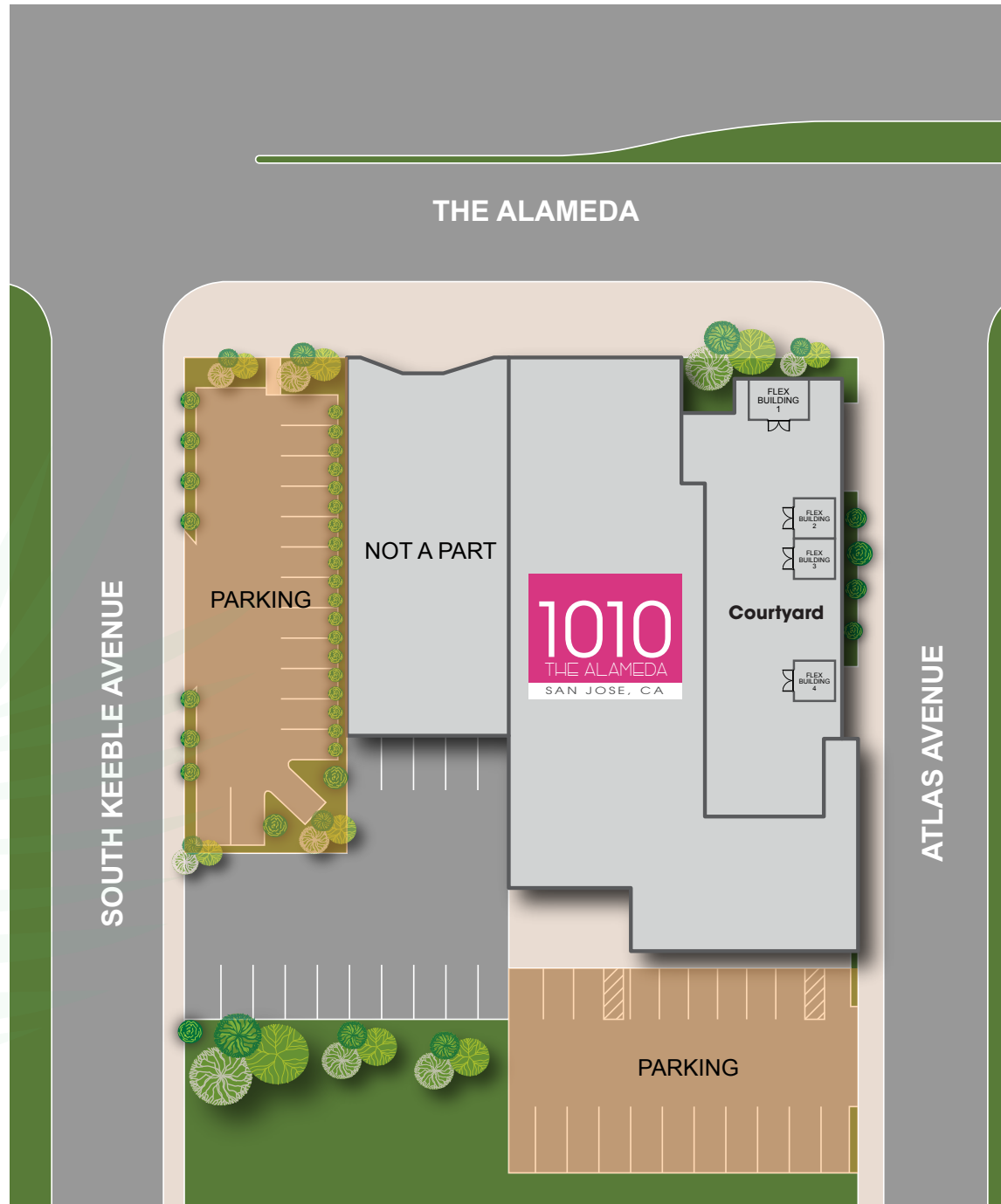


Building Highlights

- ±3.2/1,000 Parking
- Outdoor Oasis includes:
 - Kitchenette
 - Fire Pits
 - Table Wired for Power
 - Seating Area for Collaboration and Entertaining
- Four Flex Buildings
- Building Signage Available
- Mural Space for branding opportunity
- In the Middle of Midtown Amenities
- Easy Access to 880, 280 and 101



Site Plan



10/10 on Midtown Amenities



Caltrain College Park

TRADER JOE'S

BANK OF AMERICA

6 WHEEL WORKS Crema Coffee Roasting Co.

Target

LUNA MexicanKitchen The Alameda

O'Reilly **Greenlee's** **Cafe Rosalena**

Edward Jones

J. LOHR **coterie**

ACE The helpful place. **corepower** YOGA

China Inn **tee nee thai asian cuisine**

H&R BLOCK **THE POST OFFICE**

WHOLE FOODS MARKET Floodcraft Brewing Co

SUBWAY **PAPAJOHNS** **UPS** **Starbucks** **Orangetheory FITNESS**

Rosie's New York Pizza **PANCAKE HOUSE** **Peets Coffee** **FIVE GUYS**

SAP center at san jose

Downtown San Jose

San Pedro Square Market
 Voyager Craft Coffee San Pedro Social
 Serious Dumpling Five Points
 The Old Wagon Saloon & Grill Opal
 Dr. Funk District The Farmers Union
 La Victoria Olla Cocina
 71 Saint Peter

Hertz

1010 THE ALAMEDA SAN JOSE, CA

CVS pharmacy

Caltrain 10 min walk to San Jose Diridon CalTrain Station


Mexico Lindo Y Cantina

Pizza Hut

280



The Alameda Neighborhood





1010

THE ALAMEDA

SAN JOSE, CA

Book a Tour

Ryan Adlesh

First Vice President
+1 408 453 7414
ryan.adlesh@cbre.com
Lic. 01933004

Tiffany Bird

Senior Associate
+1 408 453 7450
tiffany.bird@cbre.com
Lic. 01936335

