

STARBUCKS

1797 W HILLSBOROUGH AVENUE

TAMPA, FL 33603



RARE Y-LANE DOUBLE DRIVE-THRU



BRAND NEW CONSTRUCTION | NN+, 10-YEAR LEASE

STRATEGIC LOCATION, HIGHLY TRAFFICED THOROUGHFARE (54,500 AADT)

AVAILABLE FOR SALE

ASKING PRICE **\$3,818,182**

RIPCO
INVESTMENT SALES

TABLE OF CONTENTS

SECTION 1	
Executive Summary	3
SECTION 2	
Property Information	7
SECTION 3	
Market Overview	12
SECTION 4	
Occupancy	19

EXCLUSIVE AGENTS

ARI RAVI aravi@ripcofl.com 727.452.6864	NATHAN TIMMONS ntimmons@ripcofl.com 407.304.7119	EDWARD KEMP Director	CHAD ATWOOD Managing Director	JOE SIMPSON Director	CHRIS LUKE Analyst	ALEC KRENISKY Marketing Coordinator
--	---	--------------------------------	---	--------------------------------	------------------------------	---

CONFIDENTIALITY AGREEMENT

Your receipt of this Memorandum constitutes your acknowledgement that (i) it is a confidential Memorandum solely for your limited use and benefit in determining whether you desire to express further interest in the acquisition of the Property, (ii) you will hold it in the strictest confidence, (iii) you will not disclose it or its contents to any third party without the prior written authorization of the owner of the Property ("Owner") or RIPCO Real Estate, LLC., and (iv) you will not use any part of this Memorandum in any manner detrimental to the Owner or RIPCO Real Estate, LLC. If after reviewing this Memorandum you have no further interest in purchasing the Property, kindly return it to RIPCO Real Estate, LLC.

DISCLAIMER

This Memorandum contains select information pertaining to the Property and the Owner and does not purport to be all-inclusive or contain all or part of the information which prospective investors may require to evaluate a purchase of the Property. The information contained in this Memorandum has been obtained from sources believed to be reliable, but has not been verified for accuracy, completeness, or fitness for any particular purpose. All information is presented "as is" without representation or warranty of any kind. Such information includes estimates based on forward-looking assumptions relating to the general economy, market conditions, competition and other factors which are subject to uncertainty and may not represent the current or future performance of the Property. All references to acreages, square footages, and other measurements are approximations. This Memorandum describes certain documents, including leases and other materials, in summary form. These summaries may not be complete, nor accurate descriptions of the full agreements referenced. Additional information and an opportunity to inspect the Property may be made available to qualified prospective purchasers. You are advised to independently verify the accuracy and completeness of all summaries and information contained herein, to consult with independent legal and financial advisors, and carefully investigate the economics of this transaction and Property's suitability for your needs. ANY RELIANCE ON THE CONTENT OF THIS MEMORANDUM IS SOLELY AT YOUR OWN RISK. The Owner expressly reserves the right, at its sole discretion, to reject any or all expressions of interest or offers to purchase the Property, and/or to terminate discussions at any time with or without notice to you. All offers, counteroffers, and negotiations shall be non-binding and neither RIPCO Real Estate LLC nor the Owner shall have any legal commitment or obligation except as set forth in a fully executed, definitive purchase and sale agreement delivered by the Owner.

SECTION 1

EXECUTIVE SUMMARY

INVESTMENT OVERVIEW

FINANCIAL SNAPSHOT

INVESTMENT HIGHLIGHTS

INVESTMENT OVERVIEW




RIPCO Real Estate is pleased to offer for sale 1797 W Hillsborough Avenue, a 2,503 SF Starbucks recently constructed on the northeast corner of W Hillsborough Ave and N Albany Ave in Tampa, FL. The property has a brand-new, NN+, 10-year lease with six (6) 5-year options to extend with Starbucks Corporation (S&P: BBB+), demonstrating their long-term commitment to the site. The lease features 10% rental increases every 5 years throughout the original term and at the beginning of each option period, growing NOI and hedging against inflation. This stretch of W Hillsborough Ave where the property is located has an AADT of 54,500. Within 1 mile of 1797 W Hillsborough Ave, there is a population of 14,423 and an average household income of \$82,411.

The asset would be an attractive investment opportunity for investors looking for minimal landlord responsibilities, a newly-constructed retail building, a brand-new long-term lease with a strong national tenant, 10% rental increases every 5 years to hedge against inflation, and located in a state without state income tax.

PROPERTY SUMMARY

Address	1797 W Hillsborough Avenue, Tampa, FL 33603
Building Size	±2,503 SF
Land Area	0.84 AC
Year Built	2024
Frontage	175' on W Hillsborough Avenue
Traffic Counts	54,500 AADT
Zoning	CI - Commercial Intensive - City of Tampa
Population <i>within a 1-mile radius</i>	14,423

THE OFFERING

		
LISTING PRICE	NOI	CAP RATE/BLENDED CAP
\$3,818,182	\$210,000	5.50%/5.80%



FINANCIAL SNAPSHOT

LEASE SUMMARY

Lease Type	NN+
Square Feet	±2,503 SF
Roof & Structure	Landlord Responsible
Landscaping	Tenant Responsible
Real Estate Taxes	Tenant Responsible
Insurance	Tenant Responsible
Lease Start	9/6/2024
Lease Expiration	9/5/2034
Lease Term Remaining	9.3 Years
Guarantor	Corporate Lease
Credit Rating	S&P: BBB+
Right of First Refusal	15 business days

RENT SCHEDULE	RENT TERM	ANNUAL RENT	RENT INCREASES
Current Term	9/6/2024 – 9/5/2029	\$210,000.00	-
	9/6/2029 – 9/5/2034	\$231,000.00	+10%
Option 1	9/6/2034 – 9/5/2039	\$254,100.00	+10%
Option 2	9/6/2039 – 9/5/2044	\$279,510.00	+10%
Option 3	9/6/2044 – 9/5/2049	\$307,461.00	+10%
Option 4	9/6/2049 – 9/5/2054	\$338,207.00	+10%
Option 5	9/6/2054 – 9/5/2059	\$372,027.00	+10%
Option 6	9/6/2059 – 9/5/2064	\$409,229.00	+10%

INVESTMENT AT A GLANCE



LISTING PRICE
\$3,818,182



BUILDING SIZE
±2,503 SF



LOT SIZE
±0.84 AC



YEAR BUILT
2024



OCCUPANCY
Single Tenant



NOI
\$210,000

INVESTMENT HIGHLIGHTS

#1

STRATEGIC LOCATION

- The asset is located on Hillsborough Ave, a primary thoroughfare in Tampa, FL with an AADT of 54,500
- The property is located 2.5 miles from Tampa International Airport and 1.5 miles from N Dale Mabry Hwy, the primary north-south retail thoroughfare in Tampa, FL
- In close proximity to Mendenhall Elementary School, Kindred Hospital Central Tampa, and the Medical Village Surgical Center
- The property is located in Florida, which has no state income tax

#2

STRONG DEMOGRAPHICS

- 14,423 population within a 1-mile radius
- \$82,411 average household income within a 1-mile radius

#3

STRONG NATIONAL TENANT

- The lease features 10% rental increases every 5 years throughout the original term and at the beginning of each option period, growing NOI and hedging against inflation
- The lease is a corporate lease with Starbucks Corporation
- Starbucks Corporation is investment grade (S&P: BBB+), internationally recognized, and an established firm with over 35,000 stores across 80 countries

#4

MINIMAL RESPONSIBILITIES

- Brand-new, NN+, 10-year lease with six (6) 5-year options to extend, demonstrating their long-term commitment to the site
- Tenant pays for taxes, insurance, and maintains all aspects of the premises, including grease traps, plumbing, HVAC, trash, parking lot maintenance, etc
- Landlord is responsible for roof, structure, parking lot paving, and utility systems
- Brand new construction (2024) decreases the likelihood of capital expenditures needed to be made by Landlord

SECTION 2

PROPERTY INFORMATION

REGIONAL MAP

PROPERTY DETAILS

RETAIL AERIAL

SITE PLAN

REGIONAL MAP

 [Google Maps Click Here](#)



PROPERTY DETAILS

PROPERTY SUMMARY	
Address	1797 W Hillsborough Avenue, Tampa, FL 33603
County	Hillsborough
Folio	104587-0000
Frontage	175' on W Hillsborough Avenue
Land Area	0.84 AC
BUILDING SUMMARY	
Year Built	2024
Number of Buildings	1
Stories	1
Building Size	±2,503 SF
Signage	Pylon Sign
ZONING INFORMATION	
Zoning	CI - Commercial Intensive - City of Tampa
Flood Zone	X - Area of minimal flood hazard



RETAIL AERIAL



SITE PLAN



SECTION 3

MARKET OVERVIEW

MARKET OVERVIEW

DEMOGRAPHICS

MARKET OVERVIEW

TAMPA BAY MSA

Tampa Bay refers both to a larger metropolitan area and to the bay that extends inland from the Gulf of Mexico. The Tampa-St. Petersburg metro contains over 3.2 million residents and spans four counties along the west coast of central Florida: Hillsborough, Pasco, Hernando and Pinellas. Tampa, the county seat of Hillsborough County, is the most populous city, with more than 385,000 people, and is situated northeast of the bay. St. Petersburg follows, with over 258,000 residents, and it is located on the peninsula near the mouth of the bay. Robust job growth is attracting new people to the metro, many of whom are living in higher-density redevelopment projects near city cores and large suburban master-planned communities.



FAVORABLE BUSINESS CLIMATE

A relatively low cost of living and economic development bring a thriving business landscape to the Tampa Bay & St. Petersburg metro.



PORT ACTIVITY

One of the largest seaports in the Southeast, the Port of Tampa services passenger cruise ships and commercial freighters. The Port of St. Petersburg is also in the metro.



DIVERSE ECONOMY

High-tech industries, as well as the tourism, military, finance and seaborne commerce segments, drive the region's economy.



MARKET OVERVIEW TAMPA BAY MSA

MSA POPULATION

MSA RESIDENTS	MSA HOUSEHOLDS	PROJECTED GROWTH 2022-2027
3.26M	1.3M	4.29%
MEDIAN HH INCOME	FAMILY OWN VS RENT	MEDIAN HOME VALUE
\$64,687	67%	\$413,108

COUNTY-BY-COUNTY POPULATION

Hillsborough:	1,505,870	Pasco:	591,048
Pinellas:	971,875	Hernando:	201,037

MSA STATS

#1 TAMPA BAY MSA **RANKED HOTTEST HOUSING MARKET IN THE SOUTHEAST**

#15 FASTEST-GROWING LARGE **METRO AREAS, 2016-2021 IN THE NATION**

#2 TOP 10 BEST CITIES **FOR JOB GROWTH IN THE USA (5.4%)**

 TAMPA #2 **MOST PET FRIENDLY CITY IN AMERICA**

 TAMPA #8 **BEST FOODIE CITIES IN THE NATION**

 TAMPA #5 **BEST CITIES FOR VETERANS IN THE USA**





WESTSHORE BUSINESS DISTRICT

ROCKY POINT



HORIZON PARK SHOPPING CENTER

ROSS DRESS FOR LESS
HIBBETT SPORTS
NORTHERN TOOL + EQUIPMENT
dd's DISCOUNTS
Conn's HomePlus
Guitar Center

HILLSBORO PLAZA

bealls OUTLET
DOLLAR TREE
Great Clips
REGIONS



W HILLSBOROUGH AVE AADT 54,500

SE

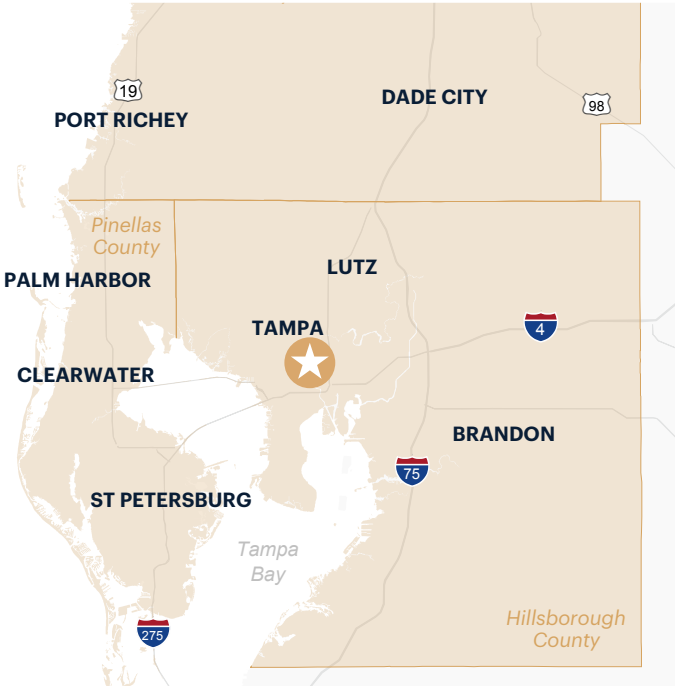
ECONOMY
TAMPA BAY MSA

Local ports contribute to a major presence in the shipping, distribution and logistics industry. The CSX Intermodal facility in nearby Polk County provides quick access to markets throughout the nation.

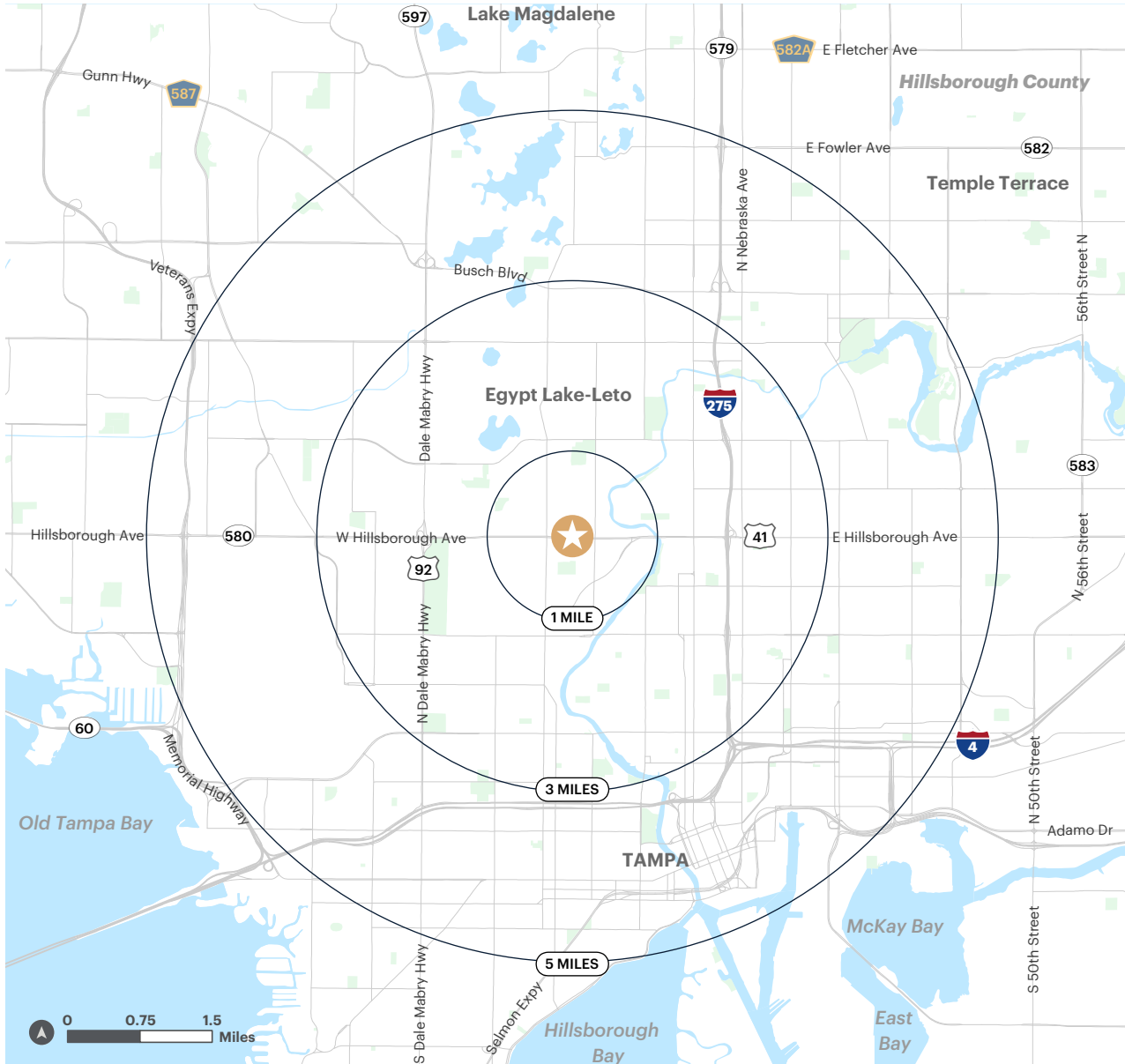
Bioscience and other high-tech industries are expanding. Local Fortune 500 companies include Mosaic, Raymond James Financial and Jabil.

Tourism also plays a significant role in the local economy. Visitors can go to Busch Gardens, the Salvador Dalí Museum and the region’s many beaches, among other sites. Although hindered by the pandemic, this sector should continue improvement throughout 2024.

MAJOR EMPLOYERS	EMPLOYEES	INDUSTRY
STATE OF FLORIDA	34,100	Government
MACDILL AIR FORCE BASE	30,844	Military
BAYCARE HEALTH SYSTEM	27,739	Healthcare
PUBLIX SUPERMARKETS	27,000	Grocery
HILLSBOROUGH COUNTY SCHOOLS	24,866	Education
HCA WEST FLORIDA DIVISION	16,865	Healthcare
WALMART	16,000	Retail
UNIVERSITY OF SOUTH FLORIDA	15,678	Education
VERIZON COMMUNICATIONS	14,000	Internet/Cable
PINELLAS COUNTY PUBLIC SCHOOLS	13,384	Education
PASCO COUNTY PUBLIC SCHOOLS	12,725	Education



DEMOGRAPHICS 2024



POPULATION

1 mile	14,423
3 mile	133,912
5 mile	325,204



POPULATION DENSITY (POPULATION PER SQ. MILE)

1 mile	4,595
3 mile	4,737
5 mile	4,141



PER CAPITA INCOME

1 mile	\$33,894
3 mile	\$32,345
5 mile	\$40,262



HOUSEHOLDS

1 mile	5,898
3 mile	54,786
5 mile	135,440



MEDIAN HOUSEHOLD INCOME

1 mile	\$60,478
3 mile	\$56,143
5 mile	\$61,635



AVERAGE HOME VALUE

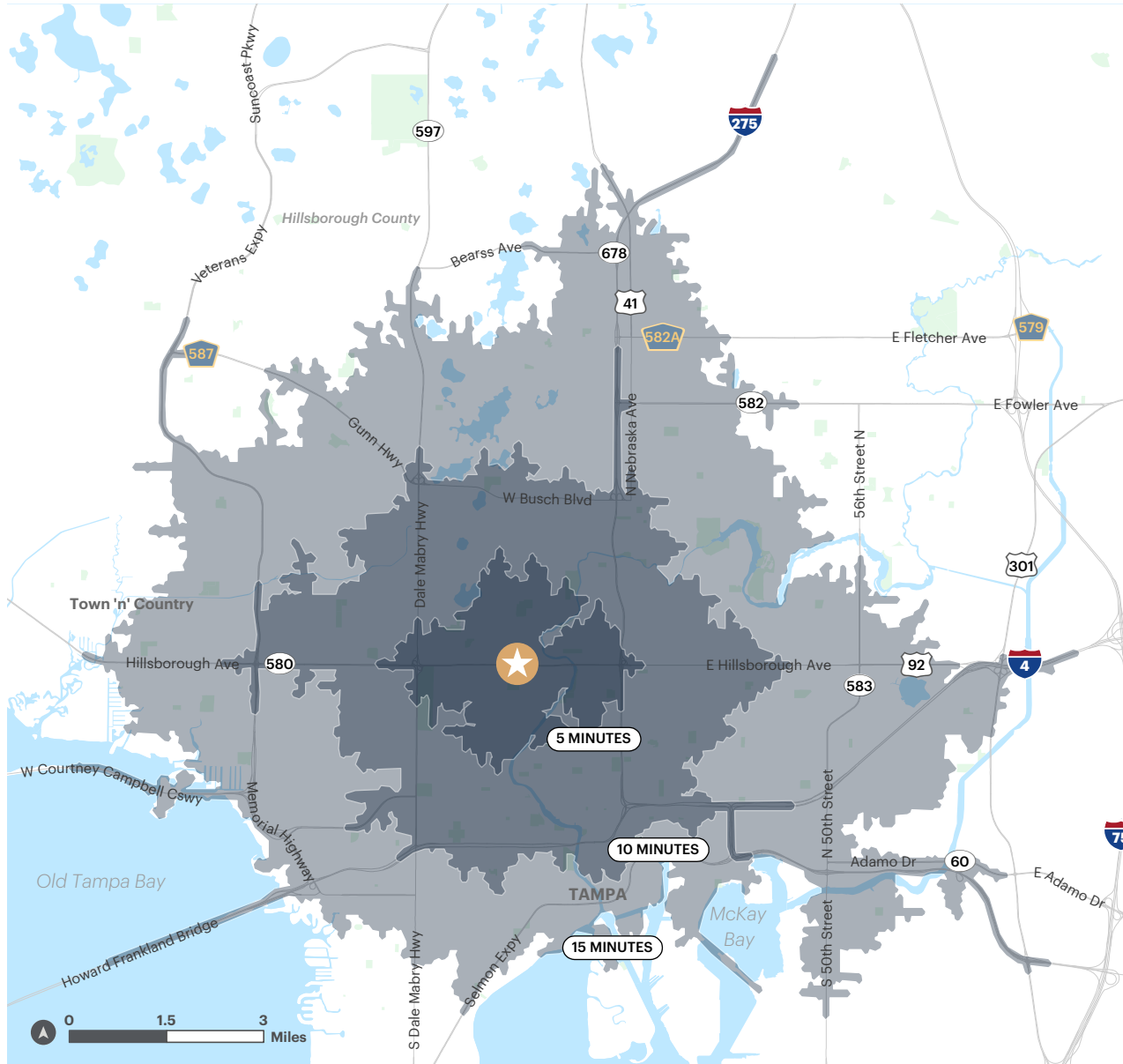
1 mile	\$503,149
3 mile	\$440,509
5 mile	\$481,744



TOTAL BUSINESSES

1 mile	715
3 mile	7,957
5 mile	26,156

DRIVETIME DEMOGRAPHICS 2024



POPULATION

5 minute	32,552
10 minute	155,399
15 minute	389,869



POPULATION DENSITY (POPULATION PER SQ. MILE)

5 minute	4,657
10 minute	4,469
15 minute	3,847



PER CAPITA INCOME

5 minute	\$36,561
10 minute	\$32,534
15 minute	\$37,437



HOUSEHOLDS

5 minute	13,973
10 minute	64,701
15 minute	160,525



MEDIAN HOUSEHOLD INCOME

5 minute	\$58,927
10 minute	\$55,202
15 minute	\$59,569



AVERAGE HOME VALUE

5 minute	\$508,131
10 minute	\$435,497
15 minute	\$450,313



TOTAL BUSINESSES

5 minute	2,092
10 minute	10,908
15 minute	31,167

SECTION 4

OCCUPANCY

TENANT DESCRIPTION

TENANT DESCRIPTION

STARBUCKS

Leased SF / % of GLA	2,503 SF / 100%
Lease Start	9/6/2024
Lease Expiration	9/5/2034
Lease Term	10 Years
Rental Income	Annually: \$210,000

STARBUCKS

Starbucks Corporation, founded in 1971 in Seattle, Washington, is a global leader in the coffeehouse industry, known for its high-quality coffee, innovative beverages, and a distinctive customer experience. The company's core product offerings include a variety of coffee drinks, teas, pastries, and snacks. Starbucks has also diversified into selling packaged coffee, tea, and ready-to-drink beverages in grocery stores and other retail locations.

With over 38,000 stores in more than 80 countries, Starbucks has a significant global presence. Its business model focuses on creating a "third place" for customers, offering a welcoming atmosphere between home and work. This environment is designed to enhance the customer experience, encouraging repeat visits and fostering customer loyalty.

Starbucks emphasizes sustainability and ethical sourcing, partnering with coffee farmers globally to ensure high-quality coffee beans and promote environmental and social responsibility. The company has implemented various initiatives to reduce its environmental footprint, such as using recyclable materials, reducing waste, and supporting renewable energy.

In addition to its retail operations, Starbucks generates revenue through licensing and foodservice operations, including partnerships with hotels, airlines, and other businesses. The company's strong brand, innovative offerings, and commitment to social responsibility have made it a leader in the coffee industry.



CONTACT EXCLUSIVE AGENTS

ARI RAVI

aravi@ripcofl.com
727.452.6864

NATHAN TIMMONS

ntimmons@ripcofl.com
407.304.7119

EDWARD KEMP

Director

CHAD ATWOOD

Managing Director

JOE SIMPSON

Director

CHRIS LUKE

Analyst

ALEC KRENISKY

Marketing Coordinator

TONY PAVLI

Managing Partner