ECOM ON VENTURE

EAU CLAIRE, WI

PROJECT DIRECTORY

PROJECT LOCATION:
ECOM ON VENTURE
5730 VENTURE DRIVE
EAU CLAIRE, WI 54703

OWNER:
CHUCK GREGORICH
2020 PRAIRIE LN, SUITE 101
EAU CLAIRE, WI 54703
PHONE: (715)-514-5592

GENERAL CONTRACTOR:
BAUMAN CONSTRUCTION
3644 130TH STREET
CHIPPEWA FALLS, WI 54729
PHONE: (715)-723-0307

STRUCTURAL DESIGN:
INTEGRITY ENGINEERING & DESIGN, LLC
2637 TULIP LANE
GREEN BAY, WI
PHONE: (920)-469-9288

ELECTRICAL:
H&R ELECTRIC
8431 149TH STREET
CHIPPEWA FALLS, WI 54729
PHONE: (715)-723-2977

HVAC:
KURTH HEATING AND COOLING
4115 123RD STREET
CHIPPEWA FALLS, WI 54729
PHONE: (715)-723-2211

PLUMBING:
BOHL AND PROULX INC.
1280 W RIVER STREET
CHIPPEWA FALLS, WI 54729
PHONE: (715)-723-9655

Est. 1961
BAUMAN
CONSTRUCTION OF CHIPPEWA FALLS, INC.
YOUR VISION...OUR GOAL

SHEET LIST	
SHEET NUMBER	SHEET NAME
A100	COVER SHEET
A101	SITE PLAN
A102	FLOOR PLAN
A103	ELEVATIONS
A106	DETAILS
S100	FOUNDATION PLAN
S101	FOUNDATION DETAILS

DESIGN NOTES:

BUILDING OCCUPANCY IS S-1 STORAGE AND B BUIDINESS
DESIGN CODE: 2015 IBC
BUILDING CATEGORY: II
EXP0SURE CATEGORY: C
THIS BUILDING HAS A SPRINKLER SYSTEM THROUGHOUT THE WHOLE BUILDING

DESIGN LOADS
ROOF=20 PSF

ROOF LIVE LOAD (Lr)
20 psf ON ROOF MEMBERS WITH REDUCTION ON
SUPPORTING FRAMES AS PERMITTED BY CODE

Snow Load (S)
35.0 psf ROOF SNOW LOAD
ROOF EXPOSURE CONDITION = PARTIALLY EXPOSED
50.0 psf GROUND SNOW LOAD
THERMAL FACTOR = 1.0
SNOW EXPOSURE FACTOR = 1.0
SNOW IMPORTANCE FACTOR = 1.0

WIND LOADS
BASIC WIND SPEED 115 MPH
ENCLOSURE CLASSIFICATION= ENCLOSED BUILDINGS
INTERNAL PRESSURE COEFFICIENTS = +0.18 and -0.18
RISK CATEGORY II
EXPOSURE CATEGORY: C

SEISMIC LOAD (E)
EQUIVALENT LATERAL FORCE PROCEDURE
4.67%g 0.2s SHORT PERIOD SPECTRAL RESPONSE ACCELERATION S(s)
3.07%g 1.0s SPECTRAL RESPONSE ACCELERATION S(1)
SITE CLASSIFICATION = D
SEISMIC IMPORTANCE FACTOR = 1.0
SEISMIC DESIGN CATEGORY = A
SEISMIC DESIGN SHORT PERIOD ACCELERATION, Sds = 0.049g
SEISMIC DESIGN 1 SEC PERIOD ACCELERATION, Sd1 = 0.048g

DESIGN STRESS:
SOIL BEARING 3,000 psf
CONCRETE - f'c 3,000 psi

EXISTING BUILDING AREA (SQ. FT.)= 207,910
EXISTING BUILDING OCCUPANCY= B,S-1
EXISTING BUILDING CLASSIFICATION= IIB
BUILDING ADDITION AREA (SQ.FT.)= 95,190
BUILDING ADDITION OCCUPANCY= S-1
BUILDING ADDITION CALSSIFICATION= IIB
ALLOWABLE BUILDING AREA= UNLIMITED PER IBC 507.4
REQUIRED OCCUPANCY SEPERATION=N/A
FIRE PROTECTION= SPRINKLER SYSTEM REQUIRED. PROVIDE SMOKE AND HEAT VENTS OR ESFR SYSTEM

EGRESS REQUIREMENTS: 100 LF COMMON PATH
250 LF TRAVEL DISTANCE

FIRE EXTINGUISHER REQUIREMENTS: 75' MAX TRAVEL DISTANCE

GENERAL NOTES:

- THE CONTRACTOR SHALL BE RESPONSIBLE FOR VERIFYING ALL EXISTING CONDITIONS INCLUDING LOCATIONS OF EXISTING UTILITIES AND EASEMENTS.
- ALL WORK SHALL BE IN COMPLIANCE WITH LOCAL, STATE AND NATIONAL CODES FOR RESPECTIVE TRADES
- DO NOT SCALE DRAWINGS
- THE CONTRACTOR SHALL VERIFY ALL DIMENSIONS
- PROVIDE ILLUMINATED EXIT LIGHTS AT ALL EXTERIOR DOORS PER PLAN
- EXIT DOORS SHALL HAVE SUCH FASTENING OR HARDWARE THAT THEY CAN BE OPENED FROM THE INSIDE BY TURNING A SINGLE LEVER (USING A CLOSED FIST) WITHOUT THE USE OF A KEY
- PROVIDE ACCESS FOR THE DISABLED IN ACCORDANCE WITH THE AMERICANS WITH DISABILITIES ACT. ICC/ANSI A117.1-2003
- PROVIDE A DESIGNATED SPACE ADJACENT TO THE BUILDINGS FOR THE SEPARATION, TEMPORARY STORAGE AND COLLECTION OF RECYCLABLE MATERIALS.
- THE CONTRACTOR SHALL BE RESPONSIBLE FOR PROVIDING EXPANSION/ CONTROL JOINTS IN ALL MATERIALS, SYSTEMS AND BUILDING CONFIGURATIONS INCLUDING CAULKING AS REQUIRED. JOINTS SHALL BE PLACED NO MORE THAN 30 TIMES THE SLAB THICKNESS O.C. BOTH DIRECTIONS IN CONCRETE SLABS, 20' TO 30' O.C. BOTH DIRECTIONS FOR GYPSUM BOARD WALLS, SOFFITS, CEILINGS, ETC.
- THERE IS SOME OVERLAP BETWEEN ARCHITECTURAL AND STRUCTURAL PLANS. REVIEW COMPLETE PLANS FOR ARCHITECTURAL/STRUCTURAL WORK.
- INFORMATION PERTAINING TO EXISTING CONDITIONS IS BASED ON AVAILABLE RECORDS AND/OR VISUAL INSPECTION OF THE EXISTING CONDITIONS. WHILE SUCH DATA HAS BEEN COLLECTED WITH REASONABLE CARE, THERE IS NO EXPRESS OR IMPLIED GUARANTEE THAT CONDITIONS SO INDICATED ARE ENTIRELY REPRESENTATIVE OF THOSE ACTUALLY EXISTING. CONTRACTORS SHALL NOTIFY THE DESIGNER AT ONCE OF ANY DISCREPANCIES BETWEEN THE DRAWINGS AND ACTUAL CONDITIONS ENCOUNTERED. ALL EXISTING BUILDING/ FLOOR HEIGHTS AND DIMENSIONS WHERE NEW WORK OCCURS SHALL BE VERIFIED BY ALL TRADES PRIOR TO STARTING CONSTRUCTION.
- THE OWNER AND/OR CONTRACTOR SHALL BE RESPONSIBLE FOR SETTING BUILDING FLOOR ELEVATION. SLOPE OR GRADE AWAY FROM BUILDING TO INSURE PROPER DRAINAGE OF ALL SURFACES. VERIFY BUILDING ELEVATION AND ALL SITE GRADING WITH OWNER. ALL GRADING WORK OF MORE THAN ONE ACRE SHALL REQUIRE A WATER RESOURCES APPLICATION FOR PROJECT PERMITS (WRAPP) BE FILLED WITH THE DNR.
- THE OWNER AND/OR CLIENT HAS ASSUMED RESPONSIBILITY FOR ALL BIDDING, CONSTRUCTION OBSERVATION AND RELATED DETAILS.
- ALL DETAILS NOT INDICATED SHALL BE THE RESPONSIBILITY OF THE OWNER AND CONTRACTOR

Conditionally
APPROVED
DEPT. OF SAFETY AND PROFESSIONAL SERVICES
DIVISION OF INDUSTRY SERVICES

SEE CORRESPONDENCE

BUILDING & METAL BUILDING COMPONENT ADDITION
DIS-042122168
CB-052100334-PRB
5-28-2021
UNLIMITED AREA BUILDING- IBC 504.7

WISCONSIN
CHRISTOPHER P. QUESCHER
E-45010
LUXEMBURG, WI
PROFESSIONAL ENGINEER
Christopher P. Quescher, P.E.
April 16, 2021

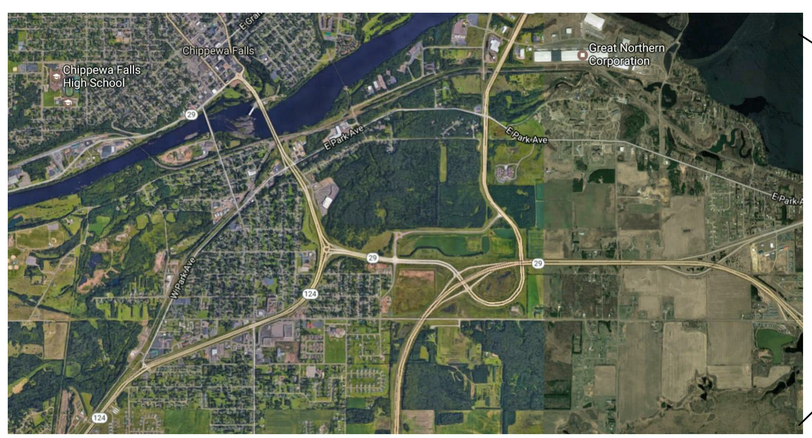

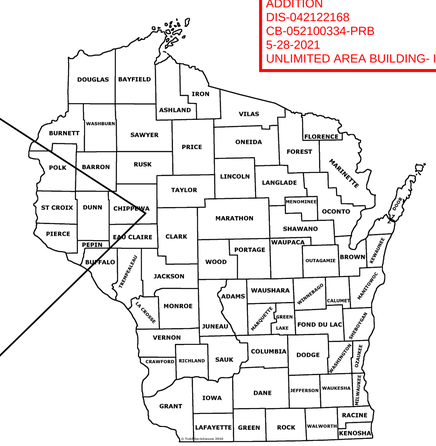

NO.	DATE:	COMMENTS:	DRAWN BY:
1.	04/28/20	ORIGINAL DRAWING VERSION	JAKE
2.	06/26/20	1st PROPOSAL AND SPECS	JAKE
3.	03/08/21	ADDED PUMP ROOM AND MOVED GARBAGE/COMPACTOR DOORS	JAKE
4.	03/16/21	MOVED CONNECTION CORRIDOR 2'-0" TO THE EAST AND CHANGED ROOF OF CORRIDOR TO SINDLE SLOPE	JAKE
5.	04/14/21	UPDATED PLANS PER ENGINEER REDMARKS DATED 4/14/21	JAKE
6.			
7.			

BAUMAN CONSTRUCTION OF CHIPPEWA FALLS, INC.
3644 130th St, Chippewa Falls, WI 54729
Phone: 715-723-0307 Fax: 715-723-9466
Email: wait@baumanconstruction.net
Specialists in all types of Design Bid-Commercial, Industrial, and Multi-Purpose Buildings
Est. 1961 BAUMAN CONSTRUCTION OF CHIPPEWA FALLS, INC.
YOUR VISION...OUR GOAL
WWW.BAUMANCONSTRUCTION.NET

ECOM ON VENTURE
PROJECT #:2011901
DATE: 04/28/20
PROJECT MANAGER: SAI
LOCATION:EAU CLAIRE

SHEET NO.
A100

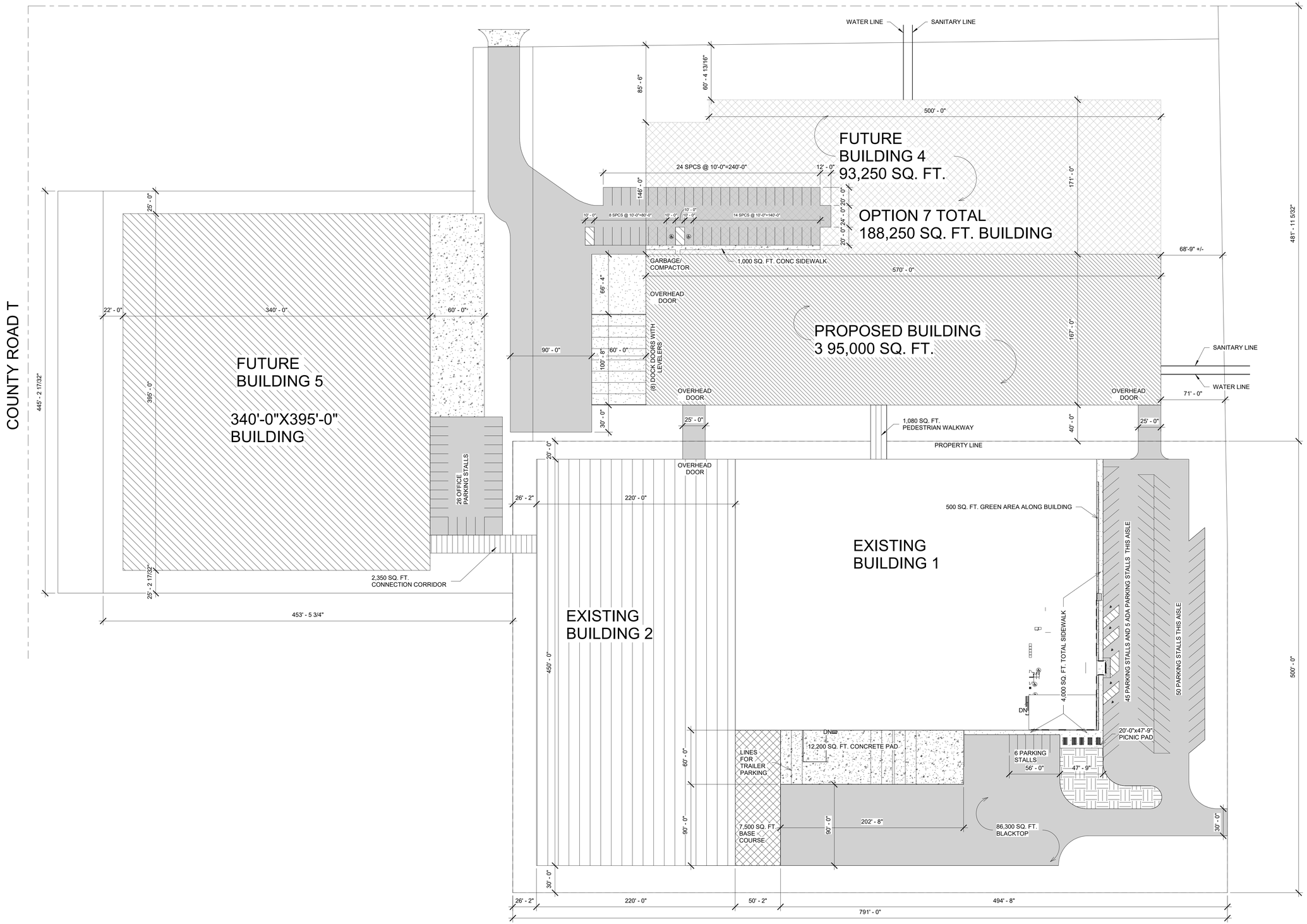

1 SITE PLAN
1" = 50'-0"

NO	DATE:	COMMENTS:	DRAWN BY:
1	04/28/20	ORIGINAL DRAWING VERSION	JAKE
2	06/26/20	1st PROPOSAL AND SPECS	JAKE
3	03/08/21	ADDED PUMP ROOM AND MOVED GARBAGE/COMPACTOR DOORS	JAKE
4	03/16/21	MOVED CONNECTION CORRIDOR 2'-0" TO THE EAST AND CHANGED ROOF OF CORRIDOR TO SINDLE SLOPE	JAKE
5	04/14/21	UPDATED PLANS PER ENGINEER REDMARKS DATED 4/14/21	JAKE
6			
7			

BAUMAN CONSTRUCTION
OF CHIPPEWA FALLS, INC.
3644 130th St, Chippewa Falls, WI 54729
Phone: 715-723-0307 Fax: 715-723-9466
Email: watt@baumanconstruction.net
Specialists in all types of Design Built Commercial, Industrial, and Multi-Purpose Buildings
Est. 1985
BAUMAN
CONSTRUCTION OF CHIPPEWA FALLS, INC.
YOUR VISION...OUR GOAL
WWW.BAUMANCONSTRUCTION.NET

ECOM ON VENTURE

PROJECT #:2011901 | PROJECT MANAGER: SAI

DATE: 04/28/20 | LOCATION:EAU CLAIRE

SHEET NO.

A101

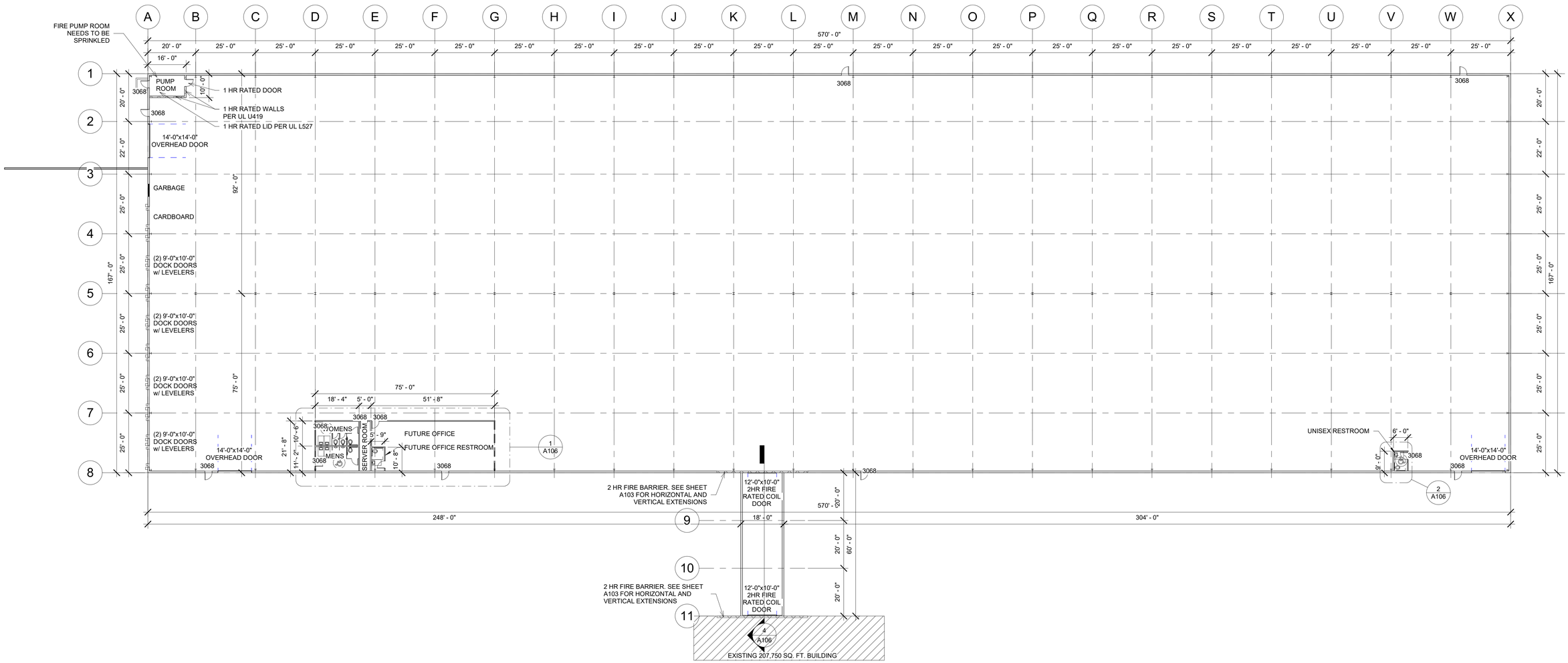

1 FLOOR PLAN
1" = 20'-0"

NO.	DATE:	COMMENTS:	DRAWN BY:
1.	04/28/20	ORIGINAL DRAWING VERSION	JAKE
2.	06/26/20	1st PROPOSAL AND SPECS	JAKE
3.	03/08/21	ADDED PUMP ROOM AND MOVED GARBAGE/COMPACTOR DOORS	JAKE
4.	03/16/21	MOVED CONNECTION CORRIDOR 2'-0" TO THE EAST AND CHANGED ROOF OF CORRIDOR TO SINDLE SLOPE	JAKE
5.	04/14/21	UPDATED PLANS PER ENGINEER REDMARKS DATED 4/14/21	JAKE
6.			
7.			

BAUMAN CONSTRUCTION
OF CHIPPEWA FALLS, INC.
3644 130th St, Chippewa Falls, WI 54729
Phone: 715-723-0307 Fax: 715-723-9466
Email: walt@baumanconstruction.net
Specialists in all types of Design Build-Commercial, Industrial, and Multi-Purpose Buildings
Est. 1983
BAUMAN
CONSTRUCTION OF CHIPPEWA FALLS, INC.
YOUR VISION...OUR GOAL
WWW.BAUMANCONSTRUCTION.NET

ECOM ON VENTURE

PROJECT #:2011901

DATE: 04/28/20

PROJECT MANAGER: SAI

LOCATION:EAU CLAIRE

SHEET NO.

A102

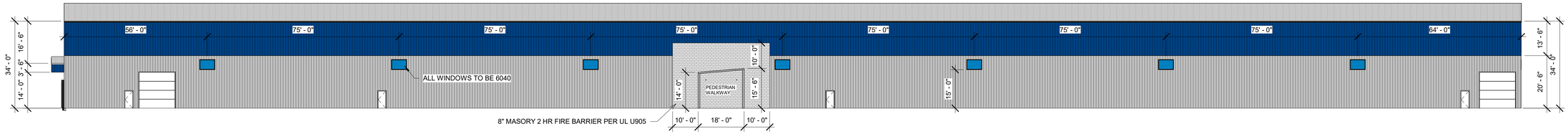

1 South
1" = 20'-0"

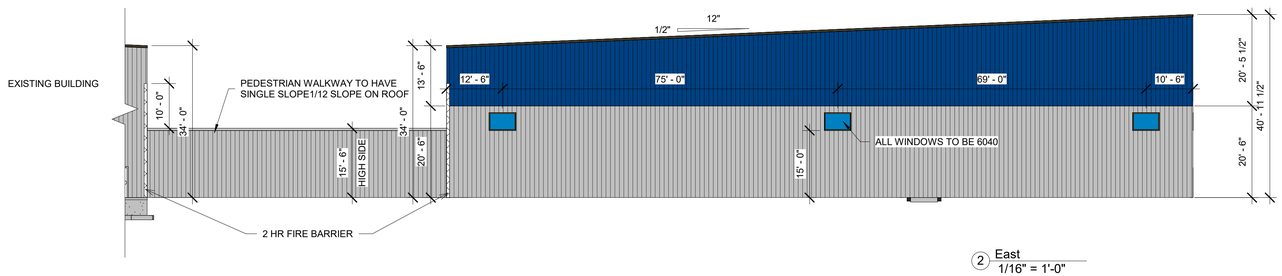

2 East
1/16" = 1'-0"

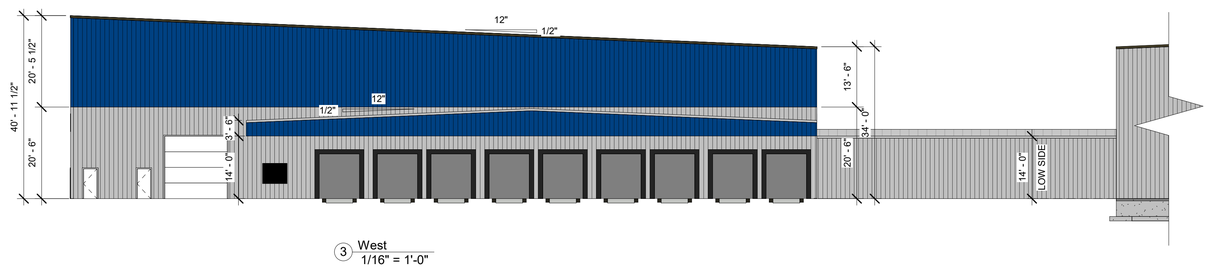

3 West
1/16" = 1'-0"

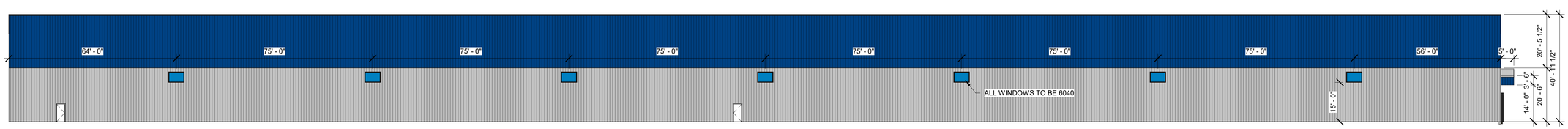

4 North
1" = 20'-0"

ROYALE BLUE TOP WITH ASH GRAY BOTTOM
SPLIT AT 20'-6" GIRT

NO.	DATE:	COMMENTS:	DRAWN BY:
1.	04/28/20	ORIGINAL DRAWING VERSION	JAKE
2.	06/28/20	1st PROPOSAL AND SPECS	JAKE
3.	03/08/21	ADDED PUMP ROOM AND MOVED GARBAGE/COMPACTOR DOORS	JAKE
4.	03/16/21	MOVED CONNECTION CORRIDOR 2'-0" TO THE EAST AND CHANGED ROOF OF CORRIDOR TO SINDLE SLOPE	JAKE
5.	04/14/21	UPDATED PLANS PER ENGINEER REDMARKS DATED 4/14/21	
6.			
7.			

BAUMAN CONSTRUCTION
OF CHIPPEWA FALLS, INC.
3644 130th St, Chippewa Falls, WI 54729
Phone: 715-723-0307 Fax: 715-723-9466
Email: watt@baumanconstruction.net
Specialists in all types of Design Built Commercial, Industrial, and Multi-Purpose Buildings

BAUMAN
Est. 1985
CONSTRUCTION OF CHIPPEWA FALLS, INC.
YOUR VISION...OUR GOAL
WWW.BAUMANCONSTRUCTION.NET

ECOM ON VENTURE

PROJECT #:2011901
PROJECT MANAGER: SAI
DATE: 04/28/20
LOCATION:EAU CLAIRE

SHEET NO.
A103

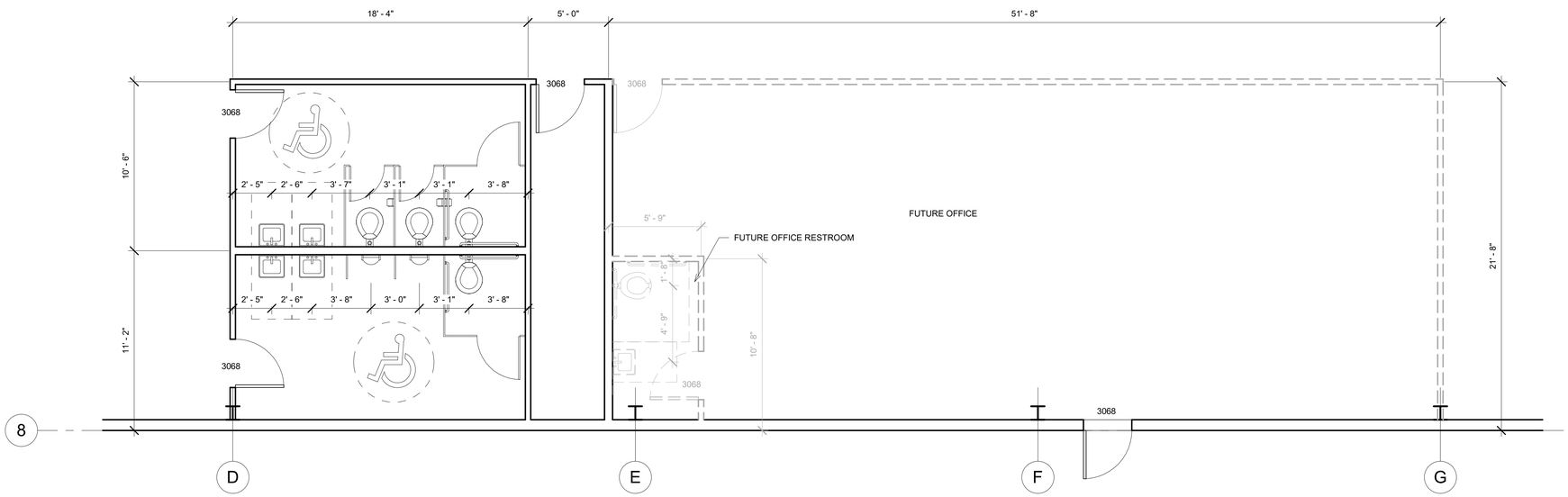

1 FLOOR PLAN - Callout 1
1/4" = 1'-0"

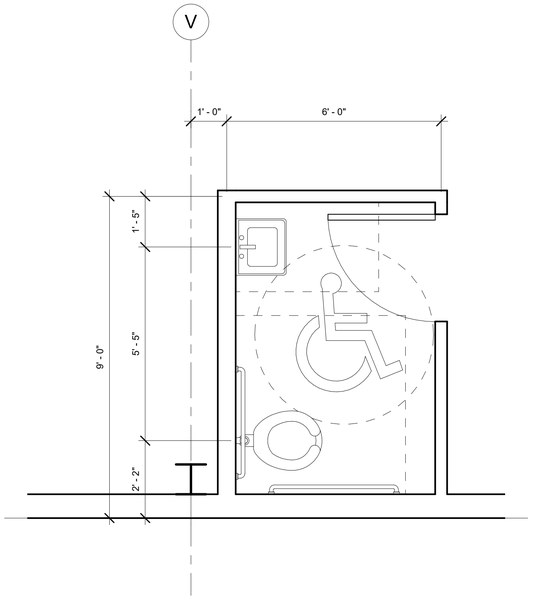

2 FLOOR PLAN - Callout 2
1/2" = 1'-0"

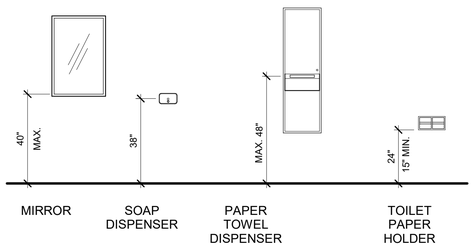

TYPICAL TOILET ACCESSORIES MOUNTING HEIGHTS

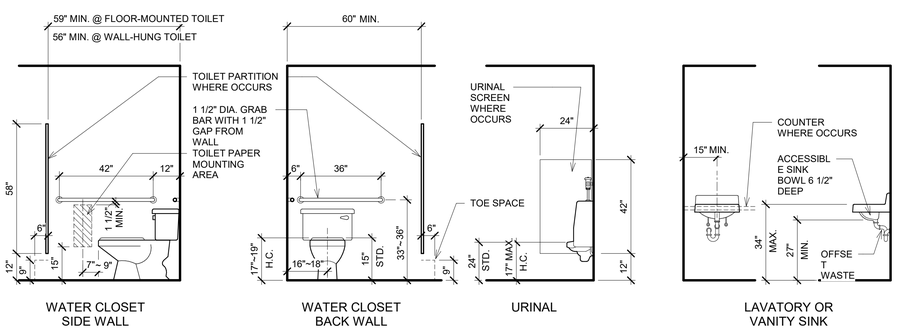

TYPICAL PLUMBING FIXTURES AND ACCESSORIES MOUNTING HEIGHTS



4 FIRE BARRIER SECTION
1/2" = 1'-0"

NO	DATE:	COMMENTS:	DRAWN BY:
1	04/28/20	ORIGINAL DRAWING VERSION	JAKE
2	06/26/20	1st PROPOSAL AND SPECS	JAKE
3	03/08/21	ADDED PUMP ROOM AND MOVED GARBAGE/COMPACTOR DOORS	JAKE
4	03/16/21	MOVED CONNECTION CORRIDOR 2'-0" TO THE EAST AND CHANGED ROOF OF CORRIDOR TO SINDLE SLOPE	JAKE
5	04/14/21	UPDATED PLANS PER ENGINEER REDMARKS DATED 4/14/21	
6			
7			

BAUMAN CONSTRUCTION OF CHIPPEWA FALLS, INC.
3644 130th St, Chippewa Falls, WI 54729
Phone: 715-723-0307 Fax: 715-723-9466
Email: watt@baumanconstruction.net
Specialists in all types of Design Built Commercial, Industrial, and Multi-Purpose Buildings
BAUMAN
Est. 1960
CONSTRUCTION OF CHIPPEWA FALLS, INC.
YOUR VISION...OUR GOAL
WWW.BAUMANCONSTRUCTION.NET

ECOM ON VENTURE

PROJECT MANAGER: SAI

PROJECT #:2011901

LOCATION:EAU CLAIRE

DATE: 04/28/20

SHEET NO.

A106

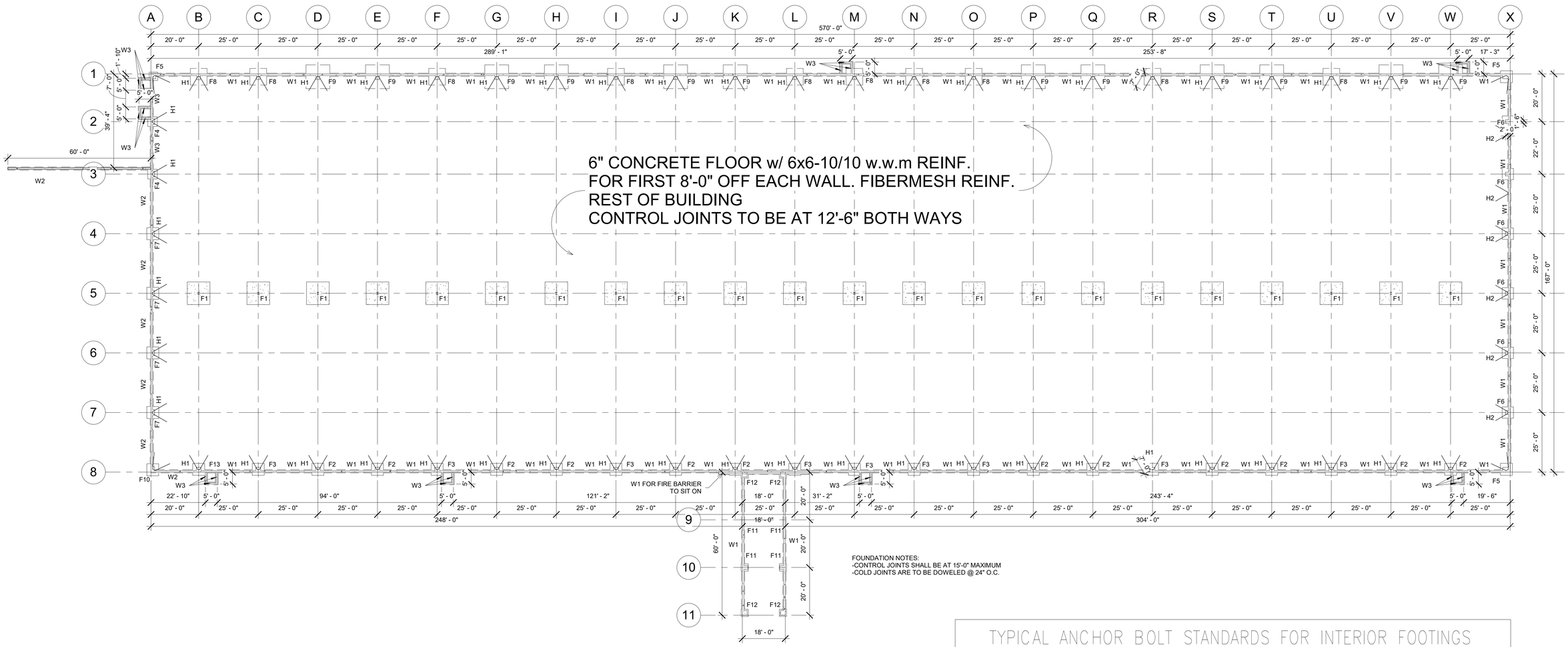

FOUNDATION NOTES:
-CONTROL JOINTS SHALL BE AT 15'-0" MAXIMUM
-COLD JOINTS ARE TO BE DOWELED @ 24" O.C.

1 FOUNDATION PLAN
1" = 20'-0"

FOOTING SCHEDULE:

MARK	FOOTING	REINFORCEMENT	PIER	PIER REINFORCEMENT	NOTES
F1	10'-0"x10'-0"x18"	#5 BARS O.C. B.W. (TOP) & #6 BARS @ 12" O.C. B.W. (BOT)	N/A	N/A	TOP OF FOOTING 8" BELOW FINISHED FLOOR HEIGHT
F2	5'-0"x5'-0"x1'-0"	#5 BARS @ 12" O.C. B.W.	2'-0"x2'-0"x4'-0"	(8) #5 BARS VERT. w/ #3 TIES @ 12" O.C.	(3) #3 TIES IN TOP 5" THEN @ 12" O.C.
F3	5'-0"x5'-0"x1'-0"	#5 BARS @ 12" O.C. B.W.	2'-0"x2'-0"x4'-0"	(8) #5 BARS VERT. w/ #3 TIES @ 12" O.C.	(3) #3 TIES IN TOP 5" THEN @ 12" O.C.
F4	4'-0"x4'-0"x1'-0"	#5 BARS @ 12" O.C. B.W.	2'-0"x1'-6"x8'-0"	(8) #5 BARS VERT. w/ #3 TIES @ 12" O.C.	(3) #3 TIES IN TOP 5" THEN @ 12" O.C.
F5	3'-6"x3'-6"x1'-0"	#5 BARS @ 12" O.C. B.W.	2'-0"x2'-0"x4'-0"	(8) #5 BARS VERT. w/ #3 TIES @ 12" O.C.	(3) #3 TIES IN TOP 5" THEN @ 12" O.C.
F6	3'-6"x3'-6"x1'-0"	#5 BARS @ 12" O.C. B.W.	1'-6"x2'-4"x4'-0"	(8) #5 BARS VERT. w/ #3 TIES @ 12" O.C.	(3) #3 TIES IN TOP 5" THEN @ 12" O.C.
F7	5'-0"x5'-0"x1'-0"	#5 BARS B.W. @ 12" O.C. B.W.	2'-0"x1'-6"x8'-0"	(8) #5 BARS VERT. w/ #3 TIES @ 12" O.C.	(3) #3 TIES IN TOP 5" THEN @ 12" O.C.
F8	7'-0"x7'-0"x1'-0"	#5 BARS @ 12" O.C. B.W.	1'-6"x2'-4"x4'-0"	(12) #5 BARS VERT. w/ #3 TIES @ 12" O.C.	(3) #3 TIES IN TOP 5" THEN @ 12" O.C.
F9	10'-0"x10'-0"x1'-6"	#6 BARS @ 12" O.C. B.W.	1'-6"x2'-4"x4'-0"	(12) #5 BARS VERT. w/ #3 TIES @ 12" O.C.	(3) #3 TIES IN TOP 5" THEN @ 12" O.C.
F10	5'-0"x5'-0"x1'-0"	#5 BARS @ 12" O.C. B.W.	2'-0"x1'-6"x8'-0"	(6) #5 BARS VERT. w/ #3 TIES @ 12" O.C.	(3) #3 TIES IN TOP 5" THEN @ 12" O.C.
F11	3'-0"x3'-0"x1'-0"	#5 BARS @ 12" O.C. B.W.	2'-0"x1'-0"x4'-0"	(6) #5 BARS VERT. w/ #3 TIES @ 12" O.C.	(3) #3 TIES IN TOP 5" THEN @ 12" O.C.
F12	3'-0"x3'-0"x1'-0"	#5 BARS @ 12" O.C. B.W.	2'-0"x2'-0"x4'-0"	(6) #5 BARS VERT. w/ #3 TIES @ 12" O.C.	(3) #3 TIES IN TOP 5" THEN @ 12" O.C.
F13	5'-0"x5'-0"x1'-0"	#5 BARS B.W. @ 12" O.C. B.W.	2'-0"x2'-0"x8'-0"	(8) #5 BARS VERT. w/ #3 TIES @ 12" O.C.	(3) #3 TIES IN TOP 5" THEN @ 12" O.C.
H1	#5 HAIRPIN BAR EXTENDING 10'-0" INTO SLAB				
H2	#5 HAIRPIN BAR EXTENDING 7'-0" INTO SLAB				
W1	8"x4'-0" WALL	#5 BARS 18" O.C. VERT #5 BARS 18" O.C. HORIZ	16"x8" FTG.	(2) #5 BARS CONTINUOUS	
W2	8"x8'-0" WALL	#5 BARS 18" O.C. VERT #5 BARS 18" O.C. HORIZ	16"x12" FTG.	(2) #5 BARS CONTINUOUS	
W3	6"x4'-0" WALL	#5 BARS 18" O.C. VERT #5 BARS 18" O.C. HORIZ	16"x8" FTG.	(2) #5 BARS CONTINUOUS	

TYPICAL ANCHOR BOLT STANDARDS FOR INTERIOR FOOTINGS

ANCHOR BOLTS (NO GROUT)

SIZE	EMBEDMENT	PROJECTION	TOP THREAD	LENGTH
3/4" DIA.	12"	3"	4"	17"

NOTES: 1. ALL ANCHOR BOLTS MUST BE ASTM F1554 GRADE 36 MINIMUM.
2. PROVIDE NUT AND WASHER AS SHOWN

DIAGRAM

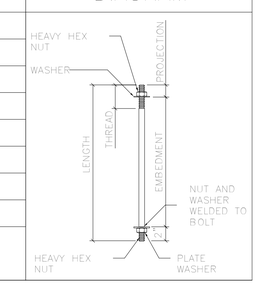

NO.	DATE:	COMMENTS:	DRAWN BY:
1.	04/28/20	ORIGINAL DRAWING VERSION	JAKE
2.	06/26/20	1st PROPOSAL AND SPECS	JAKE
3.	03/08/21	ADDED PUMP ROOM AND MOVED GARBAGE/COMPACTOR DOORS	JAKE
4.	03/16/21	MOVED CONNECTION CORRIDOR 2'-0" TO THE EAST AND CHANGED ROOF OF CORRIDOR TO SINDLE SLOPE	JAKE
5.	04/14/21	UPDATED PLANS PER ENGINEER REDMARKS DATED 4/14/21	JAKE
6.			
7.			

BAUMAN CONSTRUCTION
OF CHIPPEWA FALLS, INC.
3644 130th St, Chippewa Falls, WI 54729
Phone: 715-723-0307 Fax: 715-723-9466
Email: walt@baumanconstruction.net
Specialists in all types of Design Build Commercial, Industrial, and Multi-Purpose Buildings
BAUMAN
EST. 1963
CONSTRUCTION OF CHIPPEWA FALLS, INC.
YOUR VISION...OUR GOAL
WWW.BAUMANCONSTRUCTION.NET

ECOM ON VENTURE

PROJECT #:2011901

DATE: 04/28/20

PROJECT MANAGER: SAI

LOCATION:EAU CLAIRE

SHEET NO.

S100

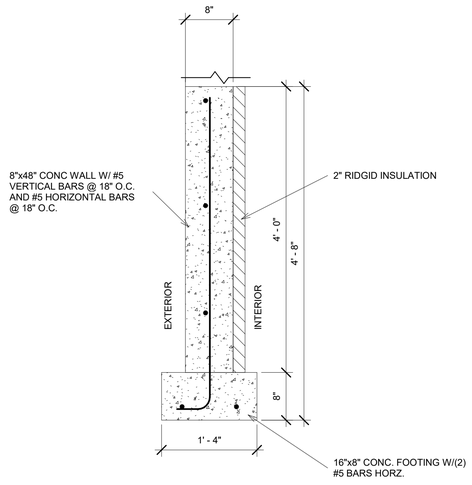

1 W1 DETAIL
1" = 1'-0"

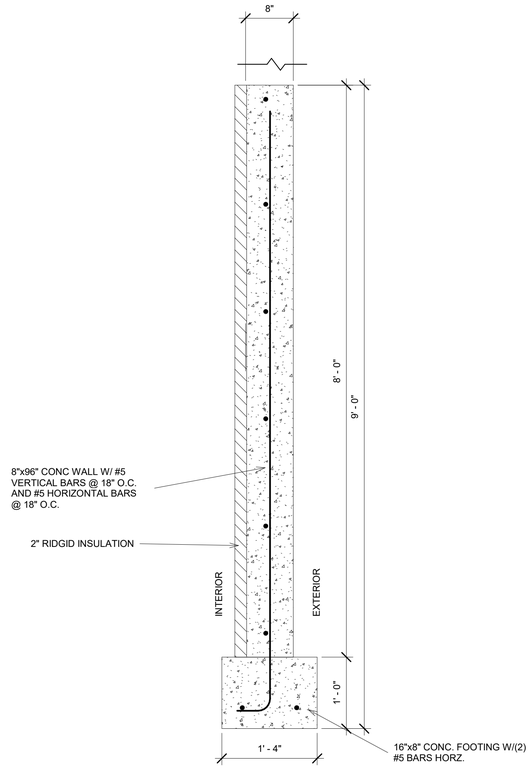

2 W2 DETAIL
1" = 1'-0"

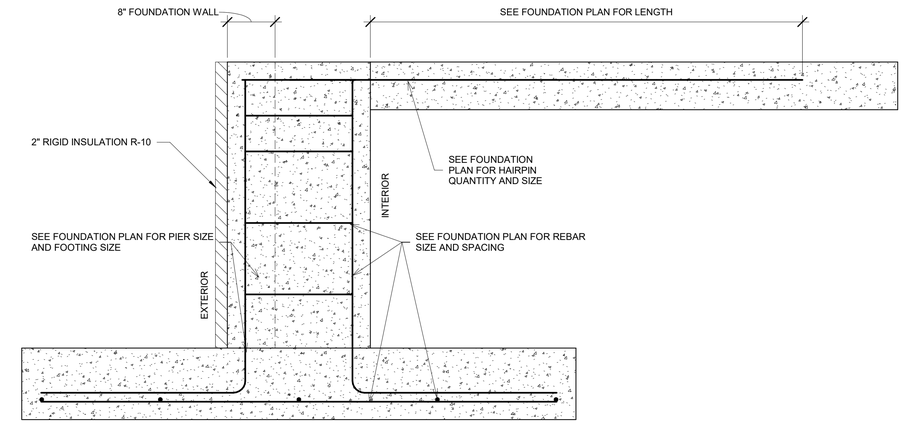

3 TYP. PIER SECTION
1" = 1'-0"

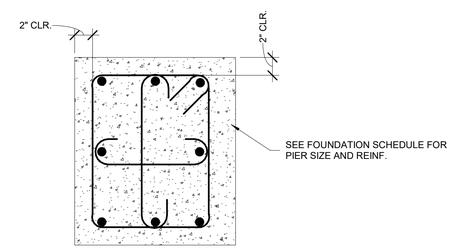

4 TYP. PIER DETAIL
1 1/2" = 1'-0"

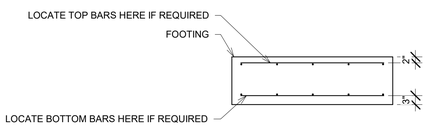

5 DETAIL A
1/2" = 1'-0"

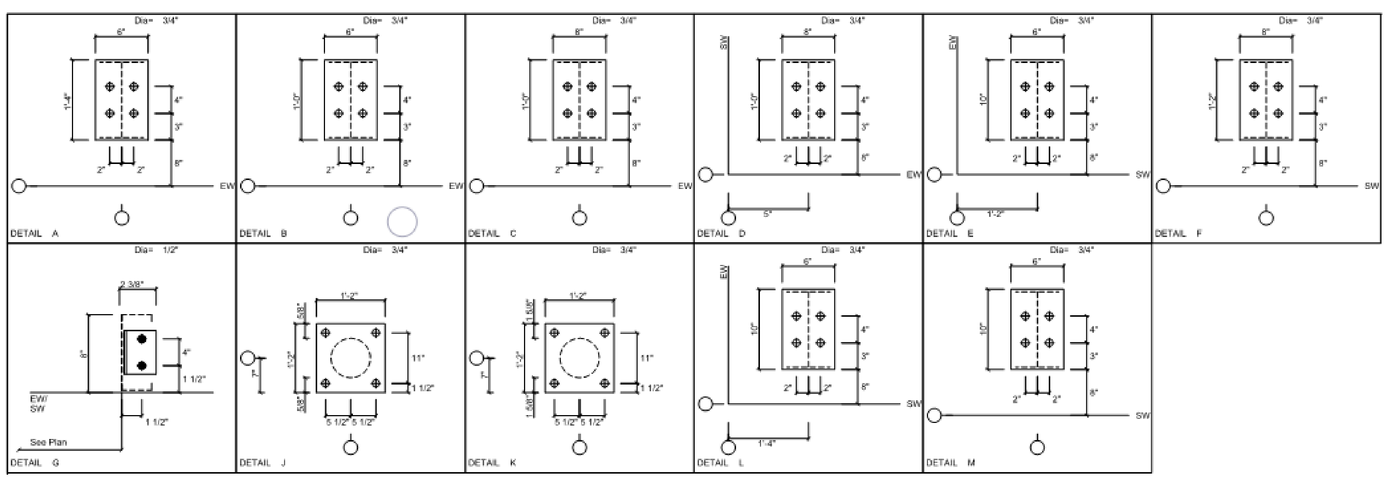

SEE METAL BUILDING PLANS FOR BASE PLATE LOCATIONS

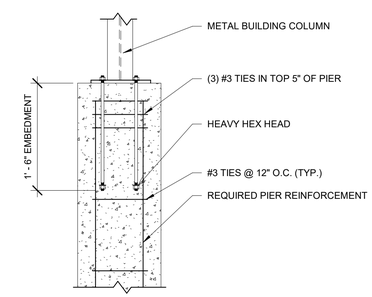

7 PIERS ALONG LINE 1
1" = 1'-0"

NO.	DATE:	COMMENTS:	DRAWN BY:
1	04/28/20	ORIGINAL DRAWING VERSION	JAKE
2	06/26/20	1st PROPOSAL AND SPECS	JAKE
3	03/08/21	ADDED PUMP ROOM AND MOVED GARBAGE/COMPACTOR DOORS	JAKE
4	03/16/21	MOVED CONNECTION CORRIDOR 2'-0" TO THE EAST AND CHANGED ROOF OF CORRIDOR TO SINDLE SLOPE	JAKE
5	04/14/21	UPDATED PLANS PER ENGINEER REDMARKS DATED 4/14/21	JAKE
6			
7			

BAUMAN CONSTRUCTION
OF CHIPPEWA FALLS, INC.
3644 130th St, Chippewa Falls, WI 54729
Phone: 715-723-0307 Fax: 715-723-9466
Email: wait@baumanconstruction.net
Specialists in all types of Design Built Commercial, Industrial, and Multi-Purpose Buildings
BAUMAN
Est. 1960
CONSTRUCTION OF CHIPPEWA FALLS, INC.
YOUR VISION...OUR GOAL
WWW.BAUMANCONSTRUCTION.NET

ECOM ON VENTURE

PROJECT #:2011901
DATE: 04/28/20

PROJECT MANAGER: SAI
LOCATION:EAU CLAIRE

SHEET NO.
S101