


SPEEDWAY BUSINESS & TECHNOLOGY PARK

UP TO ±4 M SF OF PLANNED INDUSTRIAL SPACE

RAIL SERVED
BUILD TO SUIT OPPORTUNITIES

3800 Calhoun Memorial Hwy
Easley, SC 29640 

PARK DETAILS

Available SF:	±100,000 SF to ±1,200,000 SF
Delivery Date:	Build to Suit
Lot Size:	±600 Acres
Rail:	Norfolk Southern
Zoning:	Unzoned
Utilities:	Water, Sewer, Power, Gas
Downtown Greenville:	4 Miles
I-85:	7 Miles

REALTYLINK

CBRE

POTENTIAL SITE PLAN

UTILITY INFORMATION:

Water: Powdersville Water (1 MGD)

Sewer: Easley Combined Utilities
(250,000 GPD)

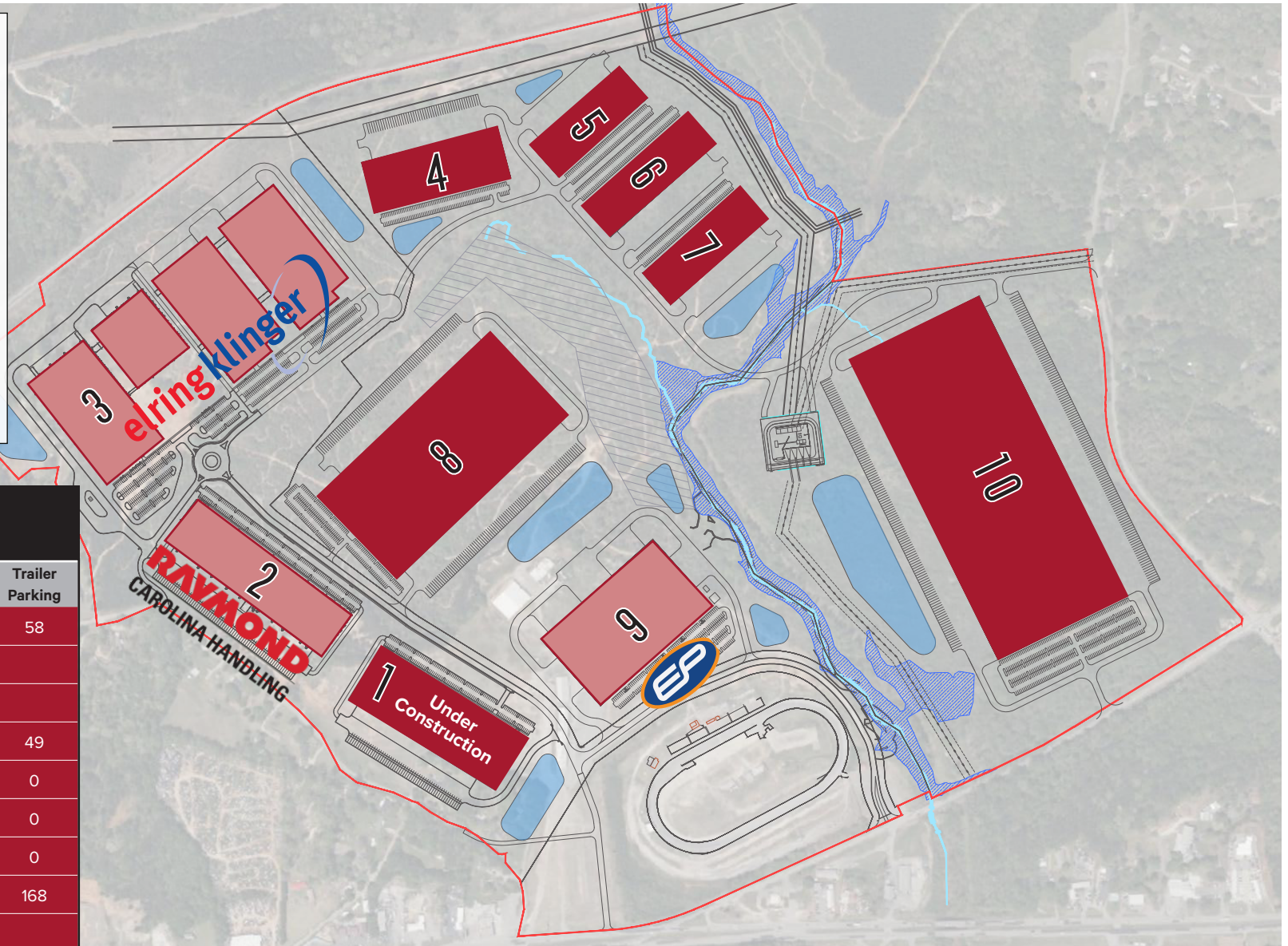
Gas: Fort Hill Natural Gas (4" High
Pressure Main – 350 psi)

Electric: Duke Energy (5 MW Now,
25+ MW By Late 2025 with onsite
substation)

Telecommunications: AT&T (Fiber
Available, Up To 5-Gig)

BUILDING HIGHLIGHTS

	Size	Dimensions	Auto Parking	Trailer Parking
1	267,840 SF	310' x 864'	165	58
2	252,720 SF	LEASED		
3	774,500 SF	LEASED		
4	182,520 SF	260' x 702'	125	49
5	124,740 SF	210' x 594'	110	0
6	147,420 SF	210' x 702'	130	0
7	136,080 SF	210' x 648'	120	0
8	677,160 SF	570' x 1,188'	211	168
9	337,500 SF	LEASED		
10	1,205,280 SF	720' x 1,674'	431	247



CURRENT TENANTS

elringklinger

RAYMOND
CAROLINA HANDLING

CAROLINA HANDLING BUILDING
OPENING SPRING 2025



ELRING KLINGER BUILDING
OPENING SPRING 2025

CONSTRUCTION UPDATE

SITE PROGRESS TO DATE

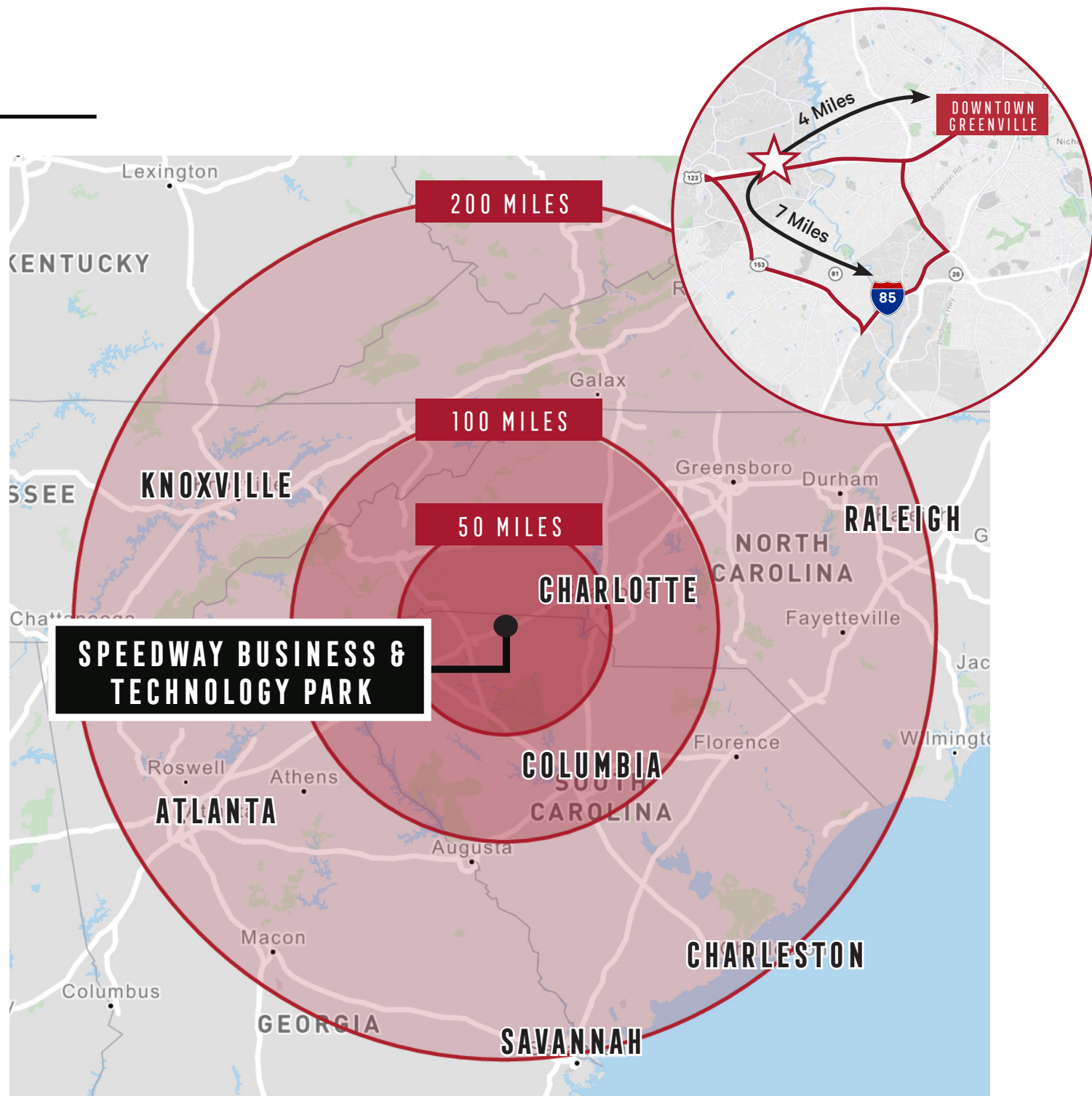


LOCATION MAP

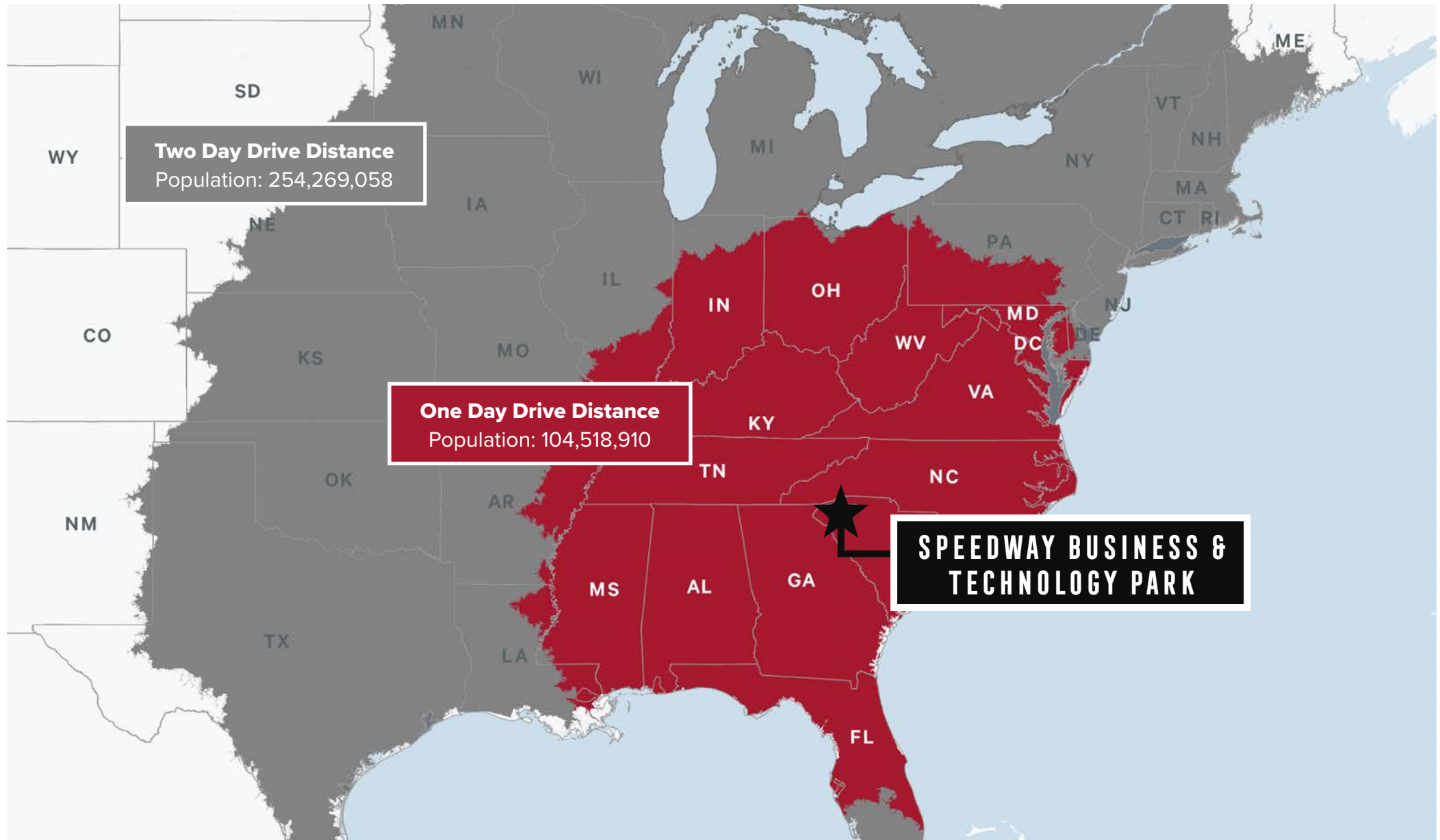
LOCATION	DISTANCE (MILES)
CHARLOTTE	110
COLUMBIA	111
KNOXVILLE	171
ATLANTA	146
RALEIGH	271
CHARLESTON	221
SAVANNAH	265

LOCATION	DISTANCE (MILES)
INLAND PORT OF GREER	27.3
PORT OF CHARLESTON	227
PORT OF SAVANNAH	264
PORT OF WILMINGTON	596

LOCATION	DISTANCE (MILES)
GSP AIRPORT	27
CHARLOTTE AIRPORT	104
ATLANTA AIRPORT	156



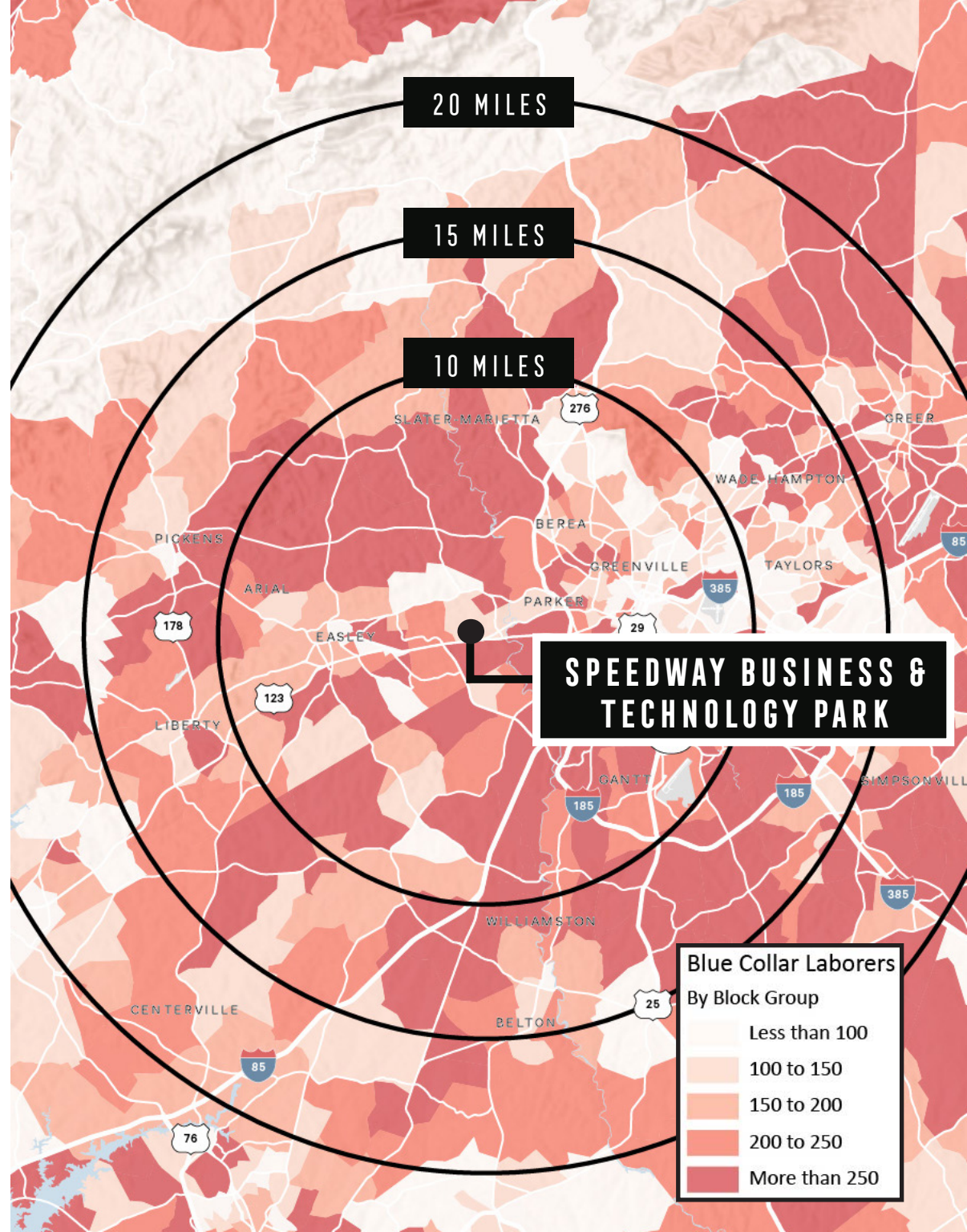
DRIVE TIME MAP



DEMOGRAPHICS

LOCATION	DISTANCE (MILES)
I-85	7
DOWNTOWN GREENVILLE	4
DOWNTOWN ANDERSON	30
GSP AIRPORT	20
INLAND PORT GREER	26
CHARLOTTE, NC	110
CHARLESTON, SC	220

	ESTIMATED POPULATION	AVAILABLE LABOR	WAREHOUSE WORKFORCE
10 MILES	283,621	183,324	3,684
15 MILES	532,391	263,760	4,652
20 MILES	736,893	365,606	6,509



ABOUT REALTYLINK

RealtyLink, LLC, founded in Greenville, South Carolina in 1998, is a full-service real estate development company. As one of the Nation's top real estate developers, RealtyLink is the partner you can trust with all your development and property management needs.

The industrial sector in America has seen continued growth in recent years. Through their analysis of markets with a strong workforce, necessary infrastructure, low vacancy rates, and an inadequate supply of Class A buildings, they have targeted specific markets to continue the expansion of this portion of their portfolio. Their strategy is to construct well-positioned and well-designed buildings available in markets with little or no vacancy.

CONTACT

Trey Pennington, SIOR
Executive Vice President
+1 864 527 6095
trey.pennington@cbre.com

Jeff Benedict, SIOR
First Vice President
+1 864 235 1961
jeff.benedict@cbre.com


Tripp Speaks
Associate
+1 864 235 6196
tripp.speaks@cbre.com

CBRE Greenville

355 S. Main Street, Suite 701
Greenville, SC 29601

SPEEDWAY BUSINESS & TECHNOLOGY PARK

BUILD TO SUIT OPPORTUNITIES

3800 Calhoun Memorial Hwy
Easley, SC 29640 



UP TO ±4M SF OF PLANNED INDUSTRIAL SPACE

REALTYLINK

CBRE