

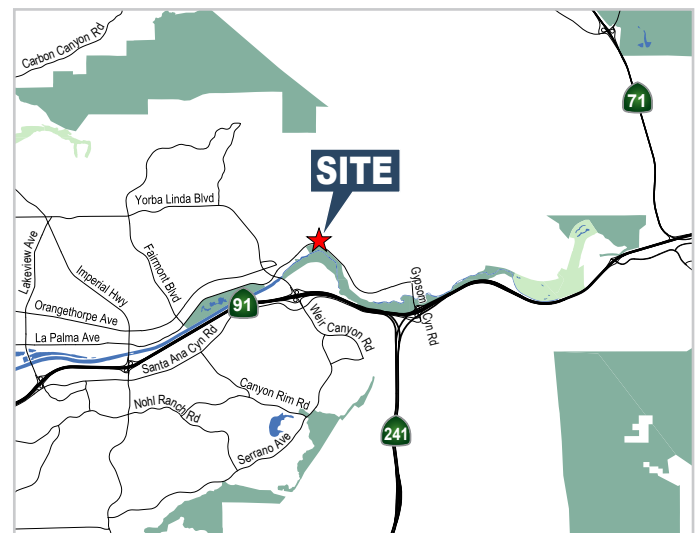


22425 LA PALMA AVENUE
YORBA LINDA, CA

±7,699 SQ. FT.
FOR LEASE

PROPERTY FEATURES

- ±7,699 Square Feet Freestanding Building
 - ±2,500 Square Feet Single Story Office
 - ±5,199 Square Feet Warehouse Area
- 16' Warehouse Clearance
- 2 Ground Level Loading Doors
- 400 Amps of 120/208 Voltage (*Verify*)
- No Association Fee's
- Fully Fire Sprinklered
- 22 Reserved Parking Stalls
- Immediate Access to Riverside **91** & Foothill **241** Freeways



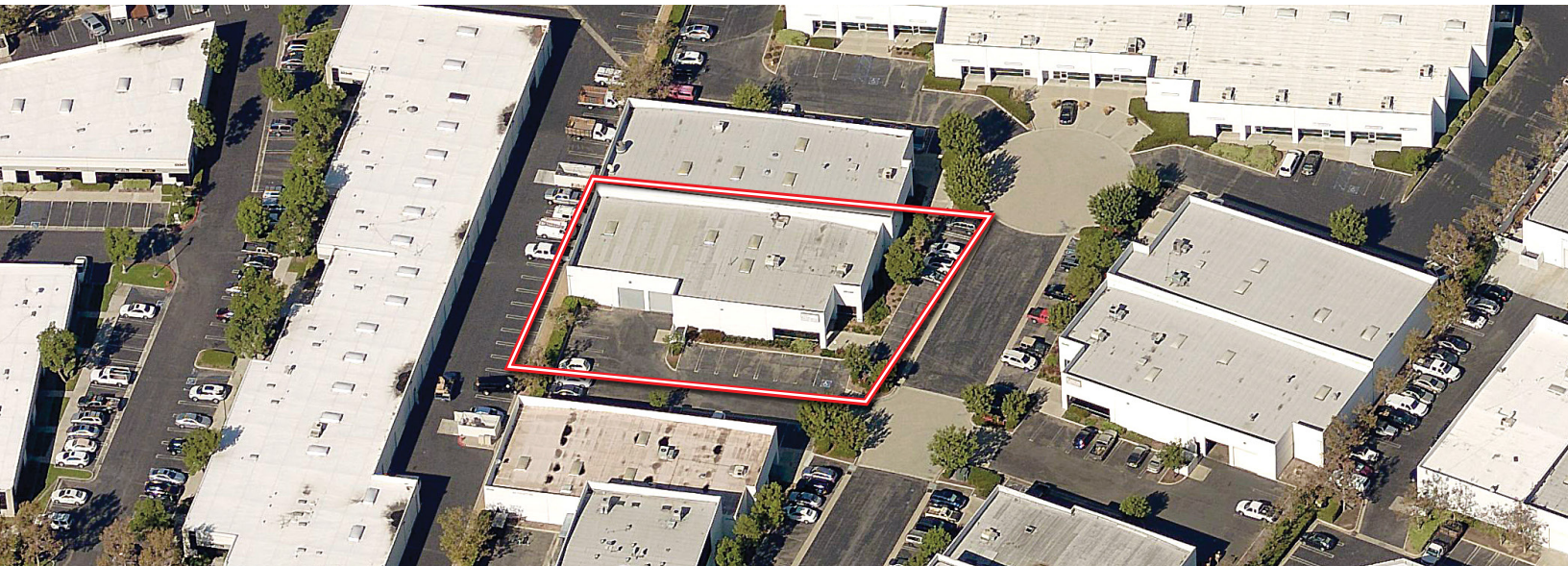
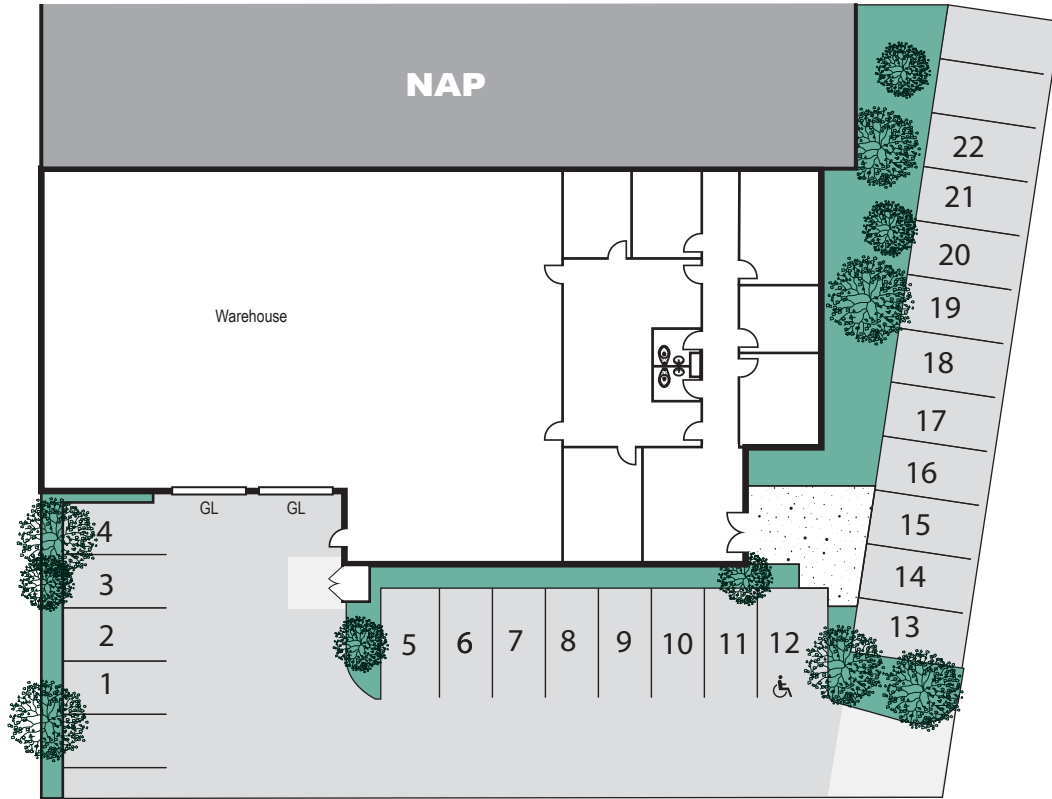
JASON DIROCCO
Senior Vice President, Partner
Lic #01842301
714.935.2305
JDiRocco@voitco.com

Voit
REAL ESTATE SERVICES

2400 E. Katella Avenue
Suite 750
Anaheim, CA 92806
Lic #01991785
www.VoitCo.com

22425 LA PALMA AVENUE
YORBA LINDA, CA

±7,699 SQ. FT.
FOR LEASE



JASON DIROCCO
Senior Vice President, Partner
Lic #01842301
714.935.2305
JDiRocco@voitco.com

Voit
REAL ESTATE SERVICES

2400 E. Katella Avenue
Suite 750
Anaheim, CA 92806
Lic #01991785
www.VoitCo.com