

THE SHOPS AT PLUMAS LAKE

YUBA COUNTY | CA

±14,100 SF Shopping Center For Lease, Build-to-Suit, or Ground Lease

New ±14,100 SF prime shopping center surrounded by ±5,000 homes in a four-mile radius with more than 12,000 new homes approved in Plumas Lake Specific Plan.

- Last and only corner parcel available in an under served trade area with very little existing retail.
- Adjacent to new Arco, high-volume Walgreens, and soon to be built Sutter Health Center.
- Estimated delivery Q2 2025.

IAN KEANE

Director of Sales & Leasing
916.514.5225 x119
ian@capitalrivers.com
DRE #02165320

IRINA SHPYRKA

Director of Sales & Leasing
916.477.7384
irina@capitalrivers.com
DRE #02037207



CAPITAL RIVERS
COMMERCIAL



LOCATION HIGHLIGHTS

THE SHOPS AT
**PLUMAS
LAKE**
YUBA COUNTY | CA



30,868
2028
Projected
Population

Five-Mile Radius



19,974
Combined
Traffic
Counts

Cars Per Day




\$134,569
Average
Household
Income

Three-Mile Radius

Source: Applied Geographic Solutions 11/2023, TIGER Geography - RS1 and Esri



Property Rendering



IAN KEANE

Director of Sales & Leasing
916.514.5225 x119
ian@capitalrivers.com
DRE #02165320

IRINA SHPYRKA

Director of Sales & Leasing
916.477.7384
irina@capitalrivers.com
DRE #02037207



CAPITAL RIVERS
COMMERCIAL

SITE PLAN

THE SHOPS AT
PLUMAS LAKE
YUBA COUNTY | CA

Future
Commercial
Development



Plumas Lake Boulevard

±19,974 CPD

River Oaks Boulevard

IAN KEANE

Director of Sales & Leasing
916.514.5225 x119
ian@capitalrivers.com
DRE #02165320

IRINA SHPYRKA

Director of Sales & Leasing
916.477.7384
irina@capitalrivers.com
DRE #02037207



CAPITAL RIVERS
COMMERCIAL

SITE PLAN

THE SHOPS AT
**PLUMAS
LAKE**
YUBA COUNTY | CA



IAN KEANE

Director of Sales & Leasing
916.514.5225 x119
ian@capitalrivers.com
DRE #02165320

IRINA SHPYRKA

Director of Sales & Leasing
916.477.7384
irina@capitalrivers.com
DRE #02037207



CAPITAL RIVERS
COMMERCIAL

LOCAL AREA

THE SHOPS AT PLUMAS LAKE
YUBA COUNTY | CA

Beal Air Force Base
±4,400 Military Personnel

Future expansion of sports and entertainment zone for Hard Rock Hotel and Toyota Amphitheatre

Highway 65 bypass from Old Highway 65 to Forty Mile Road (proposed)

±21,400 CPD



±4 Miles from Subject

Proposed Interchange



±2.5 Miles from Subject



Highway 65 bypass (phase 2) extends Plumas Lake Boulevard to Plumas Arboga Road (proposed)

ROSS RANCH
±617 Residential Units
(Tentative Subdivision Map Approved)

Future Commercial Development

THE SHOPS AT PLUMAS LAKE
YUBA COUNTY | CA

±11.9 Acre Mixed Use Parcel

±21,300 CPD

	Begins Construction Q1 2024	Planned	
--	-----------------------------	---------	--

±19,974 CPD

RIO DEL ORO PHASE 2
±309 Residential Units
(Tentative Subdivision Map Approved)

COUNTRY CLUB ESTATES
±1,681 Residential Units
(Tentative Subdivision Map Approved)

IAN KEANE
Director of Sales & Leasing
916.514.5225 x119
ian@capitalrivers.com
DRE #02165320

IRINA SHPYRKA
Director of Sales & Leasing
916.477.7384
irina@capitalrivers.com
DRE #02037207



CAPITAL RIVERS
COMMERCIAL

RETAIL

THE SHOPS AT PLUMAS LAKE YUBA COUNTY | CA



IAN KEANE

Director of Sales & Leasing
916.514.5225 x119
ian@capitalrivers.com
DRE #02165320

IRINA SHPYRKA

Director of Sales & Leasing
916.477.7384
irina@capitalrivers.com
DRE #02037207



CAPITAL RIVERS
COMMERCIAL

RESIDENTIAL

THE SHOPS AT
PLUMAS LAKE
YUBA COUNTY | CA



IAN KEANE
Director of Sales & Leasing
916.514.5225 x119
ian@capitalrivers.com
DRE #02165320

IRINA SHPYRKA
Director of Sales & Leasing
916.477.7384
irina@capitalrivers.com
DRE #02037207



CAPITAL RIVERS
COMMERCIAL

PLUMAS LAKE SPECIFIC PLAN

THE SHOPS AT
**PLUMAS
LAKE**
YUBA COUNTY | CA

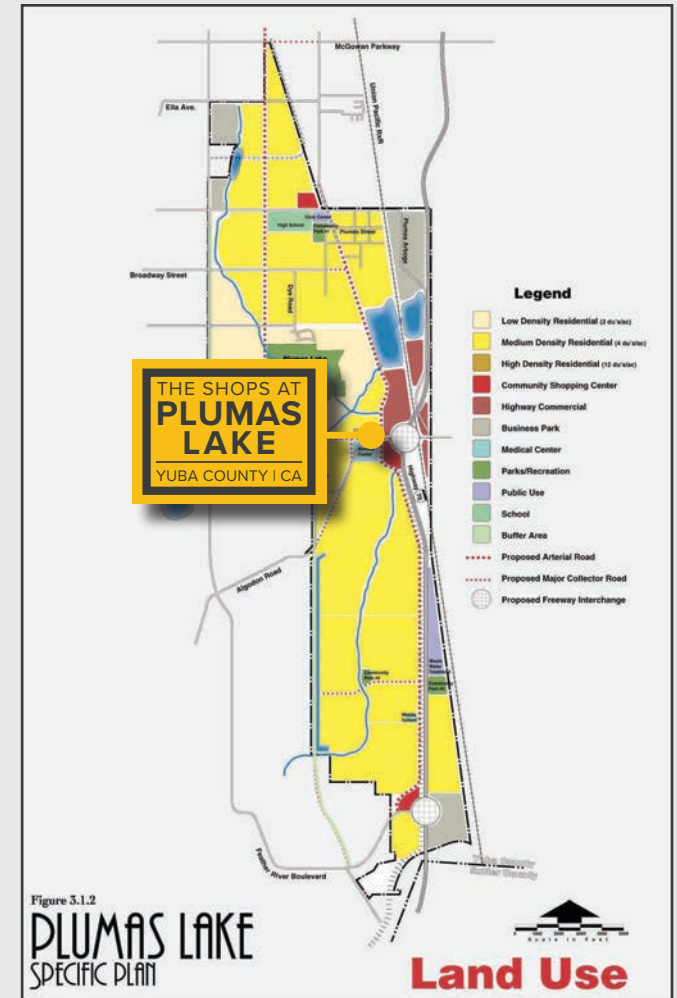
The Plumas Lake Specific Plan is intended to provide for the orderly development of approximately 5,000 acres of land in the southerly portion of the county between the developed Olivehurst community on the north and the Bear River on the south. A key feature of the site is State Highway 70 which runs north and south and makes up, for the most part, the easterly Plan boundary. The regional access provided by the highway and the fact that the lands within the Plan are mostly non-prime farm lands establish this area as suitable for accommodating a substantial part of the growth which is expected to occur in Yuba County in the next 20 years.

As demonstrated in the Plumas Lake Specific Plan, The Shops at Plumas Lake stands out as the primary retail development, strategically positioned to be the sole shopping destination for the foreseeable future. Situated on the final corner parcel, this center is poised to serve as the central commercial hub for years to come.

With over 12,000 new homes approved in the specific plan, Plumas Lake is a hot bed for attracting families commuting/working remotely from Sacramento and the Bay Area due to it's high quality of life and affordability.

This is an A+ opportunity for a brand looking to break into an underserved market with low competition and affluent residents similar to those in the Bay Area. There's significant disposable income among residents and customers traveling through the market.

Source: yuba.org



IAN KEANE

Director of Sales & Leasing
916.514.5225 x119
ian@capitalrivers.com
DRE #02165320

IRINA SHPYRKA

Director of Sales & Leasing
916.477.7384
irina@capitalrivers.com
DRE #02037207



CAPITAL RIVERS
COMMERCIAL

SEGMENTATION AREA PROFILE

THE SHOPS AT
**PLUMAS
LAKE**
YUBA COUNTY | CA



UP AND COMING FAMILIES

Up and Coming Families is a market in transition—residents are younger and more mobile than the previous generation. They are ambitious, working hard to get ahead, and willing to take some risks to achieve their goals. The recession has impacted their financial well-being, but they are optimistic. Their homes are new; their families are young. And this is one of the fastest-growing markets in the country.

Socioeconomic Traits:

- Education: 67% have some college education or degree(s).
- Hardworking labor force with a participation rate of 71%.
- Most households (61%) have two or more workers.
- Careful shoppers, aware of prices, willing to shop around for the best deals and open to influence by others' opinions.
- Seek the latest and best in technology.
- Young families still feathering the nest and establishing their style.

[Click here to learn more about this segment](#)

Source: Esri



IAN KEANE

Director of Sales & Leasing
916.514.5225 x119
ian@capitalrivers.com
DRE #02165320

IRINA SHPYRKA

Director of Sales & Leasing
916.477.7384
irina@capitalrivers.com
DRE #02037207



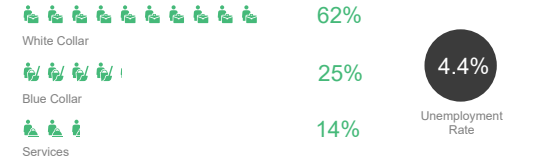
CAPITAL RIVERS
COMMERCIAL

COMMUNITY SUMMARY | THREE-MILE RADIUS

THE SHOPS AT
PLUMAS
LAKE
YUBA COUNTY | CA

13,425	4.91%	3.37	78.8	\$31.5	\$134,569	\$376,131	\$315,979	32.7%	59.5%	7.7%
Population Total	Population Growth	Average HH Size	Diversity Index	Median Age	2023 Average Household Income (Esri)	Median Home Value	Median Net Worth	Age <18	Age 18-64	Age 65+

EMPLOYMENT



KEY FACTS

13,425
Population



3,969
Households

31.5

Median Age

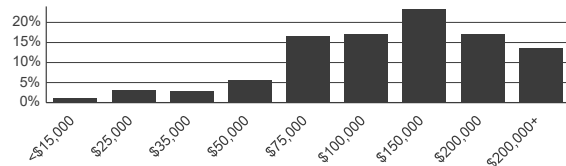
\$85,560

Median Disposable Income

ANNUAL HOUSEHOLD SPENDING



Household Income

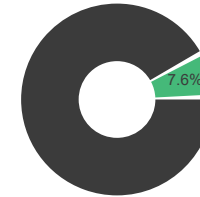


Age Profile: 5 Year Increments



Dots show comparison to Yuba County

Home Ownership



Housing: Year Built

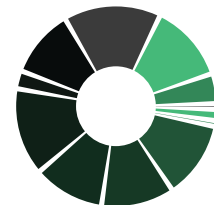


Educational Attainment



● < 9th Grade ● HS Diploma ● Some College ● Bach Degree
 ● No Diploma ● GED ● Assoc Degree ● Grad Degree

Commute Time: Minutes



● < 5 ● 5-9 ● 10-14
 ● 15-19 ● 20-24 ● 25-29
 ● 30-34 ● 35-39 ● 40-44
 ● 45-59 ● 60-89 ● 90+

Source: Esri (2023, 2028), Esri-U.S. BLS (2023), Esri-MRI-Simmons (2023), ACS (2017-2021).

IAN KEANE

Director of Sales & Leasing
916.514.5225 x119
ian@capitalrivers.com
DRE #02165320

IRINA SHPYRKA

Director of Sales & Leasing
916.477.7384
irina@capitalrivers.com
DRE #02037207

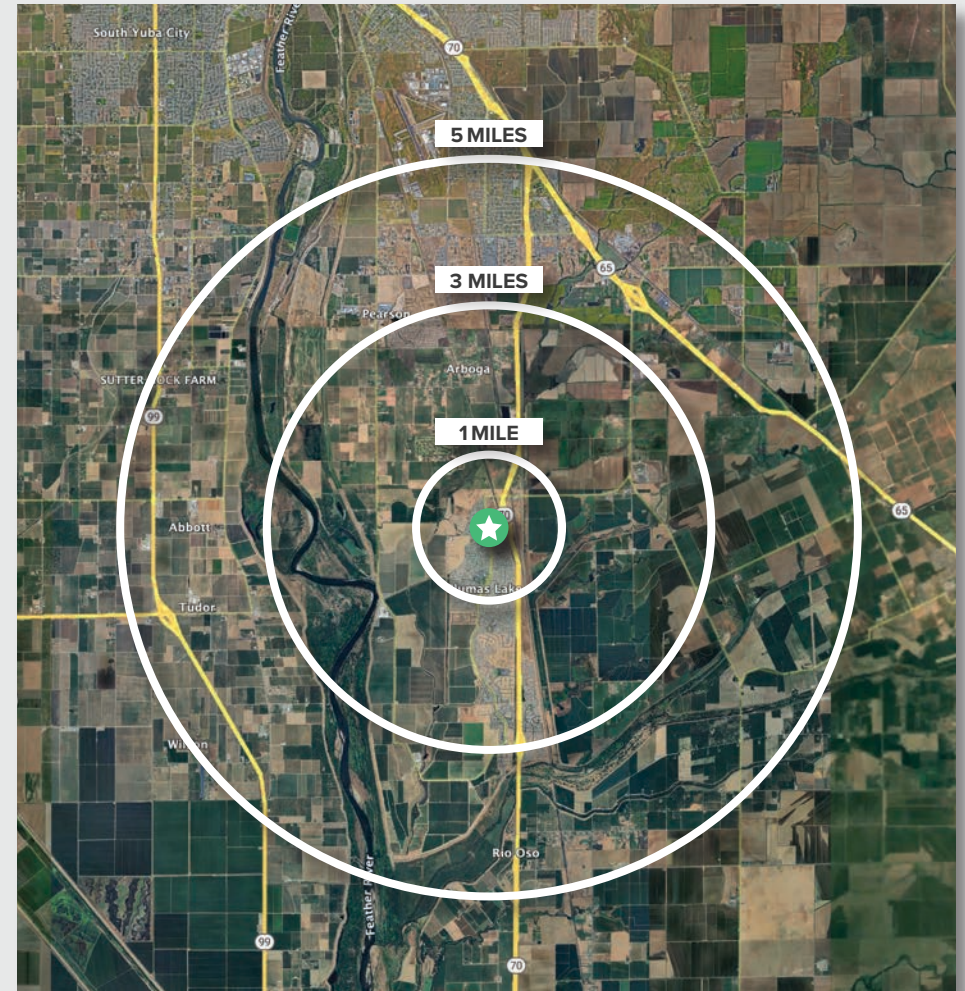


CAPITAL RIVERS
COMMERCIAL

REGIONAL DEMOGRAPHICS

THE SHOPS AT
**PLUMAS
LAKE**
YUBA COUNTY | CA

DEMOGRAPHICS	1 MILE	3 MILES	5 MILES
POPULATION			
2023 Estimated Population	4,675	13,219	25,967
2028 Projected Population	6,304	17,211	30,868
2020 Census Population	4,091	10,736	22,726
2010 Census Population	3,116	7,870	19,034
2023 Median Age	31.0	31.2	32.5
HOUSEHOLDS			
2023 Estimated Households	1,407	3,944	7,739
2028 Projected Households	1,899	5,127	9,203
2020 Census Households	1,196	3,182	6,819
2010 Census Households	932	2,391	5,829
INCOME			
2023 Estimated Average Household Income	\$158,264	\$132,802	\$113,041
2023 Estimated Median Household Income	\$102,958	\$111,177	\$89,798
2023 Estimated Per Capita Income	\$47,679	\$39,635	\$33,800
BUSINESS			
2023 Estimated Total Businesses	41	85	266
2023 Estimated Total Employees	285	603	2,541



Source: Applied Geographic Solutions 11/2023, TIGER Geography - RS1

IAN KEANE

Director of Sales & Leasing
916.514.5225 x119
ian@capitalrivers.com
DRE #02165320

IRINA SHPYRKA

Director of Sales & Leasing
916.477.7384
irina@capitalrivers.com
DRE #02037207



CAPITAL RIVERS
COMMERCIAL